


W **WISECO** Performance Products



OFFICIAL SPONSOR
TEAM HONDA HRC



POWERSPORTS CATALOG

2018



FORGED AND MACHINED IN AMERICA





TABLE OF CONTENTS

Garage Buddy™ Complete Engine Rebuild Kits	4-5
Racer Elite Series, 2-Stroke	8-9
Racer Elite Series, 4-Stroke	20-21
Top End	
Off-Road, 2-Stroke	32
Off-Road, 4-Stroke	84
ATV/UTV, 2-Stroke	132
ATV/UTV, 4-Stroke	140
Street Bike	168
Personal Water Craft	196
Complete Bottom End Rebuild Kits & Components	210
Clutch Kits & Components	217
Valve Shim Kits & Refills	238
Accessories	
Fuel Management Controllers	244
Carburetor Jet Kits	245
Hour Meters & Tachometers	246
Crank Pins, Clips, Bearings, Washers	248
Honing Brushes	251
Rings	253
Swag, Decals, Banners, Etc.	256
Rider Support Information	257

NEW PRODUCTS

Garage Buddy™ Complete Engine Rebuild Kits **4-5**

Get All The Parts You Need To Rebuild Your Engine!
Includes All Top End And Bottom End Components.

Racer Elite™ Pistons For 2 And 4-Stroke Engines **30-31**

The Latest Piston Technology Is Now Available For
Popular 2 And 4-Stroke Engines! Get The Latest
Features For The Strongest Piston On The Market.

APPLICATIONS (Customs Available)

Arctic Cat	BMW	Ducati	Honda	Jawa	Polaris	Sea-Doo	VOR
Aprilia	Can Am	Gas Gas	Husqvarna	Kawasaki	Polini	Suzuki	Yamaha
Beta	Cagiva	GM	Indian	KTM	Rotax	Triumph	Wet Jet

Products are Intended for Off-Highway, Competition Vehicles Only.





GARAGE BUDDYTM

COMPLETE ENGINE REBUILD KITS

“Hassle Free, Helping Save Money and Time.”

Complete Engine Rebuild Kits

- Rotating and Reciprocating Rebuild Kit – includes all top and bottom end components for a complete engine rebuild!
- Free Wiseco hour meter and bracket included, so you see your next service interval coming.
- Forged Piston Kit features stock compression ratio premium piston included in every 4-Stroke engine kit
- ProLite® Piston Kit – quality piston included in every 2-stroke engine kit
- Crankshaft and Rod assembly – designed and inspected to ensure durability
- Includes Additional Components – includes main bearing, seals, gaskets and high quality cam chain.

NEW FOR 2018



FREE
Hour Meter &
Bracket Included.



EXCLUSIVE GARAGE BUDDY


* Conditions Apply

LIMITED WARRANTY!*



Wiseco continues to add value and convenience for our customers. The days of forgetting a part and stopping in the middle of a rebuild are over! Our brand-new **Garage Buddy™ Complete Engine Rebuild Kits** give you everything you need to rebuild quickly, the first time.

– Dave Sulecki, Wiseco Product Manager




Item	Make	Displacement	Model	Years	Bore Size	Compression Ratio	Additional Info	Retail
PWR115-100	Honda	80	CR80R	1986-1991	47.0		Pro-Lite piston	
PWR115-101	Honda	80	CR80R	1992-2002	47.0		Pro-Lite piston	
PWR115-103	Honda	85	CR85R	2003-2004	47.5		Pro-Lite piston	
PWR116A-100	Honda	125	CR125R	1990-1991	54.0		Pro-Lite piston	
PWR116A-101	Honda	125	CR125R	1992-1997	54.0		Pro-Lite piston	
PWR116A-102	Honda	125	CR125R	1998-1999	54.0		Pro-Lite piston	
PWR116A-103	Honda	125	CR125R	2000	54.0		Pro-Lite piston	
PWR116A-104	Honda	125	CR125R	2001-2002	54.0		Pro-Lite piston	
PWR116B-100	Honda	125	CR125R	2003	54.0		Pro-Lite piston	
PWR116B-101	Honda	125	CR125R	2004	54.0		Pro-Lite piston	
PWR177-100	Honda	125	CR125R	2005-2007	54.0		GP Series piston	
PWR149-100	Honda	150	CRF150R	2007-2009	66.0	11.7:1 CR	Cam chain included	
PWR149-101	Honda	150	CRF150R	2012-2018	66.0	11.7:1 CR	Cam chain included	
PWR101-100	Honda	250	CR250R	1992-1996	66.4		Pro-Lite piston	
PWR101-101	Honda	250	CR250R	1997-2001	66.4		Pro-Lite piston	
PWR132-100	Honda	250	CR250R	2002-2004	66.4		Pro-Lite piston	
PWR172-100	Honda	250	CR250R	2005-2007	66.4		GP Series piston	
PWR143-100	Honda	250	CRF250R	2004-2007	78.0	12.9:1 CR	Cam chain included	
PWR159-100	Honda	250	CRF250R	2008-2009	78.0	13.1:1 CR	Cam chain included	
PWR168-100	Honda	250	CRF250R	2010-2013	76.8	13.2:1 CR	Cam chain included	
PWR168-101	Honda	250	CRF250R	2014-2015	76.8	13.5:1 CR	Cam chain included	
PWR131A-850	Honda	400	TRX400EX	1999-2004	85.0	10:1 CR	Cam chain included	
PWR131A-860	Honda	400	TRX400EX	1999-2004	86.0	10:1 CR	Cam chain included	
PWR131A-870	Honda	400	TRX400EX	1999-2004	87.0	10:1 CR	Cam chain included	
PWR131A-880	Honda	400	TRX400EX	1999-2004	88.0	10:1 CR	Cam chain included	
PWR131B-850	Honda	400	TRX400EX/X	2005-2014	85.0	10:1 CR	Cam chain included	
PWR131B-860	Honda	400	TRX400EX/X	2005-2014	86.0	10:1 CR	Cam chain included	
PWR131B-870	Honda	400	TRX400EX/X	2005-2014	87.0	10:1 CR	Cam chain included	
PWR131B-880	Honda	400	TRX400EX/X	2005-2014	88.0	10:1 CR	Cam chain included	
PWR138-100	Honda	450	CRF450R	2002-2006	96.0	12:1 CR	Cam chain included	
PWR138-101	Honda	450	CRF450R	2007	96.0	12:1 CR	Cam chain included	
PWR160-100	Honda	450	CRF450R	2009-2012	96.0	12:1 CR	Cam chain included	
PWR153-102	Husaberg	125	TE125	2012-2014	54.0		Pro-Lite piston	
PWR161B-100	Husqvarna	65	TC65	2017-2018	45.0		Pro-Lite piston	
PWR153-102	Husqvarna	125	TC125/TE125	2014-2015	54.0		Pro-Lite piston	
PWR130-100	Kawasaki	60	KX60	1985-2003	43.0		Standard piston	
PWR117-100	Kawasaki	65	KX65	2000-2005	44.5		Standard piston	
PWR119-101	Kawasaki	80	KX80	1991-1997	48.0		Pro-Lite piston	
PWR119-103	Kawasaki	80	KX80	1998-2000	48.0		Pro-Lite piston	
PWR119-104	Kawasaki	85	KX85	2001-2005	48.5		Pro-Lite piston	
PWR164-101	Kawasaki	85	KX85	2006-2013	48.5		Pro-Lite piston	
PWR119-100	Kawasaki	100	KX100	1995-1997	52.5		Pro-Lite piston	
PWR119-102	Kawasaki	100	KX100	1998-2005	52.5		Pro-Lite piston	
PWR164-100	Kawasaki	100	KX100	2006-2013	52.5		Pro-Lite piston	
PWR128-100	Kawasaki	250	KX250	2002-2003	66.4		Pro-Lite piston	
PWR128-101	Kawasaki	250	KX250	2004	66.4		Pro-Lite piston	
PWR128-102	Kawasaki	250	KX250	1993-2001	66.4		Pro-Lite piston	
PWR128-103	Kawasaki	250	KX250	1992	66.4		Pro-Lite piston	
PWR144-100	Kawasaki	250	KX250F	2004-2005	77.0	13:1 CR	Cam chain included	
PWR144-101	Kawasaki	250	KX250F	2006	77.0	13.5:1 CR	Cam chain included	
PWR144-102	Kawasaki	250	KX250F	2007-2008	77.0	13.5:1 CR	Cam chain included	
PWR169-100	Kawasaki	250	KX250F	2009	77.0	13.5:1 CR	Cam chain included	
PWR161A-100	KTM	65	65SX	2003-2008	45.0		Pro-Lite piston	
PWR161B-100	KTM	65	65SX	2009-2018	45.0		Pro-Lite piston	
PWR162-100	KTM	85	85SX	2004-2012	47.0		Standard piston	
PWR176-100	KTM	105	105SX	2006-2011	52.0		Standard piston	

NEW FOR 2018

Item	Make	Displacement	Model	Years	Bore Size	Compression Ratio	Additional Info	Retail
PWR176-100	KTM	105	105XC	2008-2009	52.0		Standard piston	
PWR153-100	KTM	125	125SX	2001	54.0		Pro-Lite piston	
PWR153-101	KTM	125	125SX	2002-2006	54.0		Pro-Lite piston	
PWR153-102	KTM	125	125SX	2007-2015	54.0		Pro-Lite piston	
PWR130-100	Suzuki	60	RM60	2003	43.0		Standard piston	
PWR117-100	Suzuki	65	RM65	2003-2005	44.5		Standard piston	
PWR166-100	Suzuki	85	RM85	2002-2018	48.0		Pro-Lite piston	
PWR121-100	Suzuki	125	RM125	2001-2003	54.0		Pro-Lite piston	
PWR135-100	Suzuki	125	RM125	2004-2010	54.0		Pro-Lite piston	
PWR165A-100	Suzuki	250	RM250	2003-2004	66.4		Pro-Lite piston	
PWR165B-100	Suzuki	250	RM250	2005-2010	66.4		Pro-Lite piston	
PWR144-100	Suzuki	250	RMZ250	2004-2006	77.0	13:1 CR	Cam chain included	
PWR167-100	Suzuki	250	RMZ250	2007-2009	77.0	13.4:1 CR	Cam chain included	
PWR142-100	Suzuki	450	RMZ450	2005-2007	95.5	12:1 CR	Cam chain included	
PWR122-100	Yamaha	80	YZ80	1993-2001	47.0		Pro-Lite piston	
PWR123-100	Yamaha	85	YZ85	2002-2018	47.5		Pro-Lite piston	
PWR124-100	Yamaha	125	YZ125	1998-2000	54.0		Pro-Lite piston	
PWR125-100	Yamaha	125	YZ125	2001	54.0		Pro-Lite piston	
PWR125-101	Yamaha	125	YZ125	2002	54.0		Pro-Lite piston	
PWR125-102	Yamaha	125	YZ125	2003-2004	54.0		Pro-Lite piston	
PWR163-100	Yamaha	125	YZ125	2005-2018	54.0		Pro-Lite piston	
PWR105-660	Yamaha	200	YFS200 Blaster	1988-2006	66.0		Pro-Lite piston	
PWR105-665	Yamaha	200	YFS200 Blaster	1988-2006	66.5		Pro-Lite piston	
PWR105-670	Yamaha	200	YFS200 Blaster	1988-2006	67.0		Pro-Lite piston	
PWR105-675	Yamaha	200	YFS200 Blaster	1988-2006	67.5		Pro-Lite piston	
PWR105-680	Yamaha	200	YFS200 Blaster	1988-2006	68.0		Pro-Lite piston	
PWR141-100	Yamaha	250	WR250F	2003-2004	77.0	12.7:1 CR	Cam chain included	
PWR141-101	Yamaha	250	WR250F	2005-2013	77.0	12.5:1 CR	Cam chain included	
PWR126-100	Yamaha	250	YZ250	1999-2000	66.4		Pro-Lite piston	
PWR127-100	Yamaha	250	YZ250	2001	66.4		Pro-Lite piston	
PWR127-101	Yamaha	250	YZ250	2002	66.4		Pro-Lite piston	
PWR134-100	Yamaha	250	YZ250	2003-2018	66.4		Pro-Lite piston	
PWR140-100	Yamaha	250	YZ250F	2003-2004	77.0	12.5:1 CR	Cam chain included	
PWR140-101	Yamaha	250	YZ250F	2005-2007	77.0	12.5:1 CR	Cam chain included	
PWR140-102	Yamaha	250	YZ250F	2008-2011	77.0	13.5:1 CR	Cam chain included	
PWR134-100	Yamaha	250	YZ250X	2016-2018	66.4		Pro-Lite piston	
PWR137-830	Yamaha	350	Warrior/Raptor	1987-2013	83.0	10.25:1 CR	Cam chain included	
PWR137-835	Yamaha	350	Warrior/Raptor	1987-2013	83.5	10.25:1 CR	Cam chain included	
PWR137-840	Yamaha	350	Warrior/Raptor	1987-2013	84.0	10.25:1 CR	Cam chain included	
PWR100-640	Yamaha	350	YFZ350 Banshee	1987-2006	64.0		Pro-Lite piston	
PWR100-645	Yamaha	350	YFZ350 Banshee	1987-2006	64.5		Pro-Lite piston	
PWR100-650	Yamaha	350	YFZ350 Banshee	1987-2006	65.0		Pro-Lite piston	
PWR100-655	Yamaha	350	YFZ350 Banshee	1987-2006	65.5		Pro-Lite piston	
PWR100-660	Yamaha	350	YFZ350 Banshee	1987-2006	66.0		Pro-Lite piston	
PWR100-665	Yamaha	350	YFZ350 Banshee	1987-2006	66.5		Pro-Lite piston	
PWR139-100	Yamaha	450	YZ450F	2003-2005	95.0	12.5:1 CR	Cam chain included	
PWR151-100	Yamaha	450	YZ450F	2006-2009	95.0	13:1 CR	Cam chain included	
PWR148-100	Yamaha	660	YFM660F Grizzly	2002-2008	100.0	9.9:1 CR	Cam chain included	
PWR148-101	Yamaha	660	YFM660F Grizzly	2002-2008	101.0	9.9:1 CR	Cam chain included	
PWR148-102	Yamaha	660	YFM660F Grizzly	2002-2008	102.0	9.9:1 CR	Cam chain included	
PWR133-100	Yamaha	660	YFM660R Raptor	2001-2005	100.0	9.9:1 CR	Cam chain included	
PWR133-101	Yamaha	660	YFM660R Raptor	2001-2005	101.0	9.9:1 CR	Cam chain included	
PWR133-102	Yamaha	660	YFM660R Raptor	2001-2005	102.0	9.9:1 CR	Cam chain included	
PWR148-100	Yamaha	660	YRX660 Rhino	2004-2007	100.0	9.9:1 CR	Cam chain included	
PWR148-101	Yamaha	660	YRX660 Rhino	2004-2007	101.0	9.9:1 CR	Cam chain included	
PWR148-102	Yamaha	660	YRX660 Rhino	2004-2007	102.0	9.9:1 CR	Cam chain included	

2-STROKE RACER ELITE SERIES PISTONS

**The Latest In Piston Technology For
Popular 2-Stroke Engines.**



RACERELITE™

**Dyno Tested and
Proven**







NEW FOR 2018

The Wiseco Racer Elite 2-stroke piston is high quality, great performing, and reliable. The bike runs so good, and this piston lasts longer than any other. It still looks brand new when it's time to replace.

– Brock Bennett,
BarX Motorsports Chaparral
Suzuki Amateur Elite



- **Engineered** to be the most advanced 2-Stroke Piston on the market!
- **Optimized** design for extreme conditions and racing applications.
- **ArmorFit™** skirt coating conforms to the bore for the ultimate in piston control and wear.
- **ArmorPlating®** coating protects and improves performance in (3) main areas
 - Protects the crown from harmful detonation
 - Improves pinbore for decreased wear and bore deformation
 - Enhanced ring seal for long life and performance.
- **Improved Performance** utilizing premium quality rings with enhanced dimensional control, which results in improved sealing and power increases.



Model Racer Elite Series • 2-Stroke	Years	Stock Engine Bore x Stroke	Bore Size	Piston Type & Coatings	Cylinder & Machining Requirements
HONDA					
CR85R	2003-2007	47.5 x 47.8	47.5	Racer Elite ArmorPlating ArmorFit	Deglaze / Hone
CR125R	1995-1997	54.0 x 54.5	54.0 56.0	Racer Elite ArmorPlating ArmorFit Flat Top Conversion No Intake Window Pinned on Centerline	Deglaze / Hone Bore / Replate
CR125R	1998-1999	54.0 x 54.5	54.0 56.0	Racer Elite ArmorPlating ArmorFit Flat Top Conversion No Intake Window Pinned on Centerline	Deglaze / Hone Bore / Replate
CR125R	2000-2002	54.0 x 54.5	54.0 56.0	Racer Elite ArmorPlating ArmorFit Flat Top Conversion No Intake Window Pinned on Centerline	Deglaze / Hone Bore / Replate
CR125R	2003	54.0 x 54.5	54.0 56.0	Racer Elite ArmorPlating ArmorFit Flat Top Conversion No Intake Window Pinned on Centerline	Deglaze / Hone Bore / Replate
CR125R	2004	54.0 x 54.5	54.0 56.0 57.0	Racer Elite ArmorPlating ArmorFit	Deglaze / Hone Bore / Replate Bore / Replate
CR125R	2005-2007	54.0 x 54.5	54.0 56.0 57.0	Racer Elite ArmorPlating ArmorFit	Deglaze / Hone Bore / Replate Bore / Replate

- Premium pump fuel required for high compression ratios up to 13.5:1.
- Increased Octane (race fuel) required for comp. ratios over 13.5:1.

PK kits include: Pistons, rings, pins, clips, top end gasket kit, & needle bearing when applicable.
CK kits include: Pistons, rings, pins, clips, top end gasket kit, & cylinder/sleeve when applicable.
Individual pistons include: Rings, pins & clips (unless noted otherwise).

	Single Piston	Single Piston Pricing	Ring Set	Piston Pin	Circlip	Top End Gasket Kit	Top End Bearing	Sleeve
	RE921M04750		1869CS	S517	CW14	W6136	B1080	
	RE908M05400 RE908M05600		2126CS 2205CS	S668	CW15	W5318 54mm W5964 56mm	B1001	3259FA 1996-1999
	RE908M05400 RE908M05600		2126CS 2205CS	S668	CW15	W5684 54-55mm W5965 56mm	B1001	3259FA 1996-1999
	RE908M05400 RE908M05600		2126CS 2205CS	S668	CW15	W6020 54mm W5903 56mm	B1001	3377FA 2001
	RE908M05400 RE908M05600		2126CS 2205CS	S668	CW15	W6104 54mm W6127 56mm	B1001	
	RE922M05400 RE922M05600 RE922M05700		2126CS 2205CS 2244CS	S668	CW15	W6104 54mm W6127 56mm W6619 57mm	B1001	
	RE922M05400 RE922M05600 RE922M05700		2126CS 2205CS 2244CS	S668	CW15	W6350 54mm W6389 56-57mm	B1001	

Racer Elite • 2-Stroke

Racer Elite • 4-Stroke

Off-Rd. • 2-Stroke

Off-Rd. • 4-Stroke

ATV • 2-Stroke

ATV • 4-Stroke

Street Bikes

PWC

Crankshafts

Clutch

Valve Train

Accessories

Model <i>Racer Elite Series • 2-Stroke</i>	Years	Stock Engine Bore x Stroke	Bore Size	Piston Type & Coatings	Cylinder & Machining Requirements
HONDA					
CR125R	2005-2007	54.0 x 54.5	54.0 56.0 57.0	Racer Elite ArmorPlating ArmorFit	Deglaze / Hone Bore / Replate Bore / Replate
CR250R	2002-2004	66.4 x 72.0	54.0	Racer Elite ArmorPlating ArmorFit	Deglaze / Hone
CR250R	2005-2007	66.4 x 72.0	66.4	Racer Elite ArmorPlating ArmorFit	Deglaze / Hone
HUSABERG					
TE 125	2012-2014	54.0 x 54.5	54.0	Racer Elite ArmorPlating ArmorFit	Deglaze / Hone
TE 250	2013-2014	66.4 x 72.0	66.4	Racer Elite ArmorPlating ArmorFit	Deglaze / Hone
HUSQVARNA					
TC 85	2014-2017	47.0 x 49.0	47.0	Racer Elite ArmorPlating ArmorFit	Deglaze / Hone
TC 125 TE 125 TX 125	2014-2018 2014-2016 2017-2018	54.0 x 54.5	54.0	Racer Elite ArmorPlating ArmorFit	Deglaze / Hone
TC 250 TE 250 TE 250i	2014-2018 2014-2018 2018	66.4 x 72.0	66.4	Racer Elite ArmorPlating ArmorFit	Deglaze / Hone
KTM					
65 SX 65 XC	2009-2018	45.0 x 40.8	45.0 47.0	Racer Elite ArmorPlating ArmorFit	Deglaze / Hone Bore / Replate
85 SX 85 XC	2013-2018	47.0 x 49.0	47.0	Racer Elite ArmorPlating ArmorFit	Deglaze / Hone

- Premium pump fuel required for high compression ratios up to 13.5:1.
- Increased Octane (race fuel) required for comp. ratios over 13.5:1.

PK kits include: Pistons, rings, pins, clips, top end gasket kit, & needle bearing when applicable.
CK kits include: Pistons, rings, pins, clips, top end gasket kit, & cylinder/sleeve when applicable.
Individual pistons include: Rings, pins & clips (unless noted otherwise).

	Single Piston	Single Piston Pricing	Ring Set	Piston Pin	Circlip	Top End Gasket Kit	Top End Bearing	Sleeve
	RE922M05400 RE922M05600 RE922M05700		2126CS 2205CS 2244CS	S668	CW15	W6350 54mm	B1001	
	RE916M06640		2614CS	S508	CW18	W5982	B1003	3361FA
	RE911M06640		2614CS	S508	CW18	W6351	B1003	
	RE904M05400		2126CS	S668	CW15	W6633 2014-2015	B1013	
	RE912M06640		2614CS	S508	CW18	W6622	B1037	
	RE910M04700		1850CS	S517	CW14	W6943 2014-2017 W6994 2018	B1012	
	RE904M05400		2126CS	S668	CW15	W6633 2014-2015 W6983 2016-2018	B1013	
	RE912M06640		2614CS	S508	CW18	W6622 2014-2016 W6979 2017-2018	B1037	
	RE920M04500 RE920M04700		1772CS 1850CS	S595	CW12	W6810	B1042	
	RE910M04700		1850CS	S517	CW14	W6943 2013-2017 W6994 2018	B1012	

Racer Elite • 2-Stroke

Racer Elite • 4-Stroke

Off-Rd. • 2-Stroke

Off-Rd. • 4-Stroke

ATV • 2-Stroke

ATV • 4-Stroke

Street Bikes

PWC

Crankshafts

Clutch

Valve Train

Accessories

Model <i>Racer Elite Series • 2-Stroke</i>	Years	Stock Engine Bore x Stroke	Bore Size	Piston Type & Coatings	Cylinder & Machining Requirements
KTM					
105 SX	2004-2011	47.0 x 49.0	52.0	Racer Elite ArmorPlating ArmorFit	Deglaze / Hone
125 SX	2001	54.0 X 54.5	54.0	Racer Elite ArmorPlating ArmorFit	Deglaze / Hone
125 SX	2002-2006	54.0 X 54.5	54.0	Racer Elite ArmorPlating ArmorFit	Deglaze / Hone
125 SX 125 EX 125 XC-W	2007-2018 2009-2016 2017-2018	54.0 X 54.5	54.0	Racer Elite ArmorPlating ArmorFit	Deglaze / Hone
150 SX 150 XC-W	2016-2018 2017-2018	58.0 X 54.5	58.0	Racer Elite ArmorPlating ArmorFit	Deglaze / Hone
250 SX	2003-2006	66.4 x 72.0	66.4	Racer Elite ArmorPlating ArmorFit	Deglaze / Hone
250 SX 250 EX 250 XC 250 XC-W 250 EXC TPI	2007-2018	66.4 x 72.0	66.4	Racer Elite ArmorPlating ArmorFit	Deglaze / Hone
KAWASAKI					
KX65	2000-2018	44.5 x 41.6	44.5	Racer Elite ArmorPlating ArmorFit	Deglaze / Hone
KX85	2014-2018	48.5 x 45.8	48.5 49.0 49.5 50.5	Racer Elite ArmorPlating ArmorFit	Deglaze / Hone Bore / Replate Bore / Replate Bore / Replate
KX100	1995-1997	52.5 x 45.8	52.5 53.0 54.5	Racer Elite ArmorPlating ArmorFit	Deglaze / Hone Bore / Replate Bore / Replate

- Premium pump fuel required for high compression ratios up to 13.5:1.
- Increased Octane (race fuel) required for comp. ratios over 13.5:1.

PK kits include: Pistons, rings, pins, clips, top end gasket kit, & needle bearing when applicable.
CK kits include: Pistons, rings, pins, clips, top end gasket kit, & cylinder/sleeve when applicable.
Individual pistons include: Rings, pins & clips (unless noted otherwise).

Single Piston	Single Piston Pricing	Ring Set	Piston Pin	Circlip	Top End Gasket Kit	Top End Bearing	Sleeve
RE918M05200		2047CS	S517	CW14	W6659	B1012	
RE904M05400		2126CS 2205CS	S668	CW15	W5760	B1013	
RE904M05400		2126CS 2205CS	S668	CW15	W5972	B1013	
RE904M05400		2126CS 2205CS	S668	CW15	W6633 2007-2015 W6983 2016-2018	B1013	
RE909M05800		2284CS	S668	CW15	W6969	B1013	
RE912M06640		2614CS	S508	CW18	W6144	B1037	
RE912M06640		2614CS	S508	CW18	W6622 2014-2016 W6979 2017-2018	B1037	
RE919M04450		1752CS	S595	CW12	W5932	B1043	3402FA
RE924M04850 RE924M04900 RE924M04950 RE924M05050		1909CS 1929CS 1949CS 1988CS	S288	CW14	W6934 48.5-49mm W6992 49.5-50mm	B1006	
RE907M05250 RE907M05300 RE907M05450		2067CS 2087CS 2146CS	S288	CW14	W5465 52.5-53mm W5668 54.5mm	B1006	3171FA

Racer Elite • 2-Stroke

Racer Elite • 4-Stroke

Off-Rd. • 2-Stroke

Off-Rd. • 4-Stroke

ATV • 2-Stroke

ATV • 4-Stroke

Street Bikes

PWC

Crankshafts

Clutch

Valve Train

Accessories

Model Racer Elite Series • 2-Stroke	Years	Stock Engine Bore x Stroke	Bore Size	Piston Type & Coatings	Cylinder & Machining Requirements
KAWASAKI					
KX100	1998-2013	52.5 x 45.8	52.5 53.0 54.5	Racer Elite ArmorPlating ArmorFit	Deglaze / Hone Bore / Replate Bore / Replate
KX100	2014-2018	52.5 x 45.8	52.5 53.0 54.5	Racer Elite ArmorPlating ArmorFit	Deglaze / Hone Bore / Replate Bore / Replate
KX125	2001-2008	54.0 x 54.5	54.0 58.0	Racer Elite ArmorPlating ArmorFit No Intake Window Pinned on Centerline	Deglaze / Hone Bore / Replate
KX250	1993-2001	66.4 x 72.0	66.4	Racer Elite ArmorPlating ArmorFit	Deglaze / Hone
KX250	2002-2004	66.4 x 72.0	66.4	Racer Elite ArmorPlating ArmorFit	Deglaze / Hone
KX250	2005-2008	66.4 x 72.0	66.4	Racer Elite ArmorPlating ArmorFit	Deglaze / Hone
SUZUKI					
RM65	2003-2005	44.5 x 41.6	44.5	Racer Elite ArmorPlating ArmorFit	Deglaze / Hone
RM85 * Crankcase clearance required 50mm and larger	2002-2018	48.0 x 46.8	48.0 48.5 49.0 50.0	Racer Elite ArmorPlating ArmorFit	Deglaze / Hone Bore / Replate Bore / Replate Bore / Replate Crankcase Machining

- Premium pump fuel required for high compression ratios up to 13.5:1.
- Increased Octane (race fuel) required for comp. ratios over 13.5:1.

PK kits include: Pistons, rings, pins, clips, top end gasket kit, & needle bearing when applicable.
CK kits include: Pistons, rings, pins, clips, top end gasket kit, & cylinder/sleeve when applicable.
Individual pistons include: Rings, pins & clips (unless noted otherwise).

Single Piston	Single Piston Pricing	Ring Set	Piston Pin	Circlip	Top End Gasket Kit	Top End Bearing	Sleeve
RE907M05250 RE907M05300 RE907M05450		2067CS 2087CS 2146CS	S288	CW14	W5674 52.5-53mm W5675 54.5mm	B1006	
RE907M05250 RE907M05300 RE907M05450		2067CS 2087CS 2146CS	S288	CW14	W6935 52.5-53mm W6936 54.5mm	B1006	
RE927M05400 RE927M05800		2126CS 2284CS	S668	CW15	W5901 2001-2002 W6253 2003-2008	B1013	
RE926M06640		2614CS	S508	CW18	W5350	B1022	3289FA 1998-1999 3407FA 2000-2001
RE925M06640		2614CS	S508	CW18	W5350 2002-2003 W6252 2004	B1022	
RE917M06640		2614CS	S508	CW18	W6324	B1022	
RE919M04450		1752CS	S595	CW12	W5932	B1043	3402FA 2002-2017
RE901M04800 RE901M04850 RE901M04900 RE901M05000		1890CS 1909CS 1929CS 1969CS	S288	CW14	W5980	B1012	

Racer Elite • 2-Stroke

Racer Elite • 4-Stroke

Off-Rd. • 2-Stroke

Off-Rd. • 4-Stroke

ATV • 2-Stroke

ATV • 4-Stroke

Street Bikes

PWC

Crankshafts

Clutch

Valve Train

Accessories

Model Racer Elite Series • 2-Stroke	Years	Stock Engine Bore x Stroke	Bore Size	Piston Type & Coatings	Cylinder & Machining Requirements
SUZUKI					
RM85 * Crankcase clearance required	2002-2018	48.0 x 46.8	52.0 53.0	Racer Elite ArmorPlating ArmorFit	Bore / Replate Bore / Replate Crankcase Machining
RM100	2003-2005	52.5 x 46.8	52.5 53.0 54.5	Racer Elite ArmorPlating ArmorFit	Deglaze / Hone Bore / Replate Bore / Replate
RM125	2004-2010	54.0 x 54.5	54.0 56.0 58.0	Racer Elite ArmorPlating ArmorFit No Intake Window	Deglaze / Hone Bore / Replate Bore / Replate
RM250	2003-2010	66.4 x 72.0	66.4	Racer Elite ArmorPlating ArmorFit	Deglaze / Hone
YAMAHA					
YZ85	2002-2018	47.5 x 47.8	47.5 48.0 48.5 49.5	Racer Elite ArmorPlating ArmorFit	Deglaze / Hone Bore / Replate Bore / Replate Bore / Replate
YZ85 * Crankcase clearance required for 50mm and larger	2002-2018	52.5 x 47.8	52.5	Racer Elite ArmorPlating ArmorFit	Bore / Replate Crankcase Machining
YZ125 * Crankcase clearance required for 57mm and larger	2005-2018	54.0 x 54.5	54.0 56.0 58.0	Racer Elite ArmorPlating ArmorFit	Deglaze / Hone Bore / Replate Bore / Replate Crankcase Machining
YZ250	1999-2018	66.4 x 72.0	66.4	Racer Elite ArmorPlating ArmorFit	Bore / Replate



- Premium pump fuel required for high compression ratios up to 13.5:1.
- Increased Octane (race fuel) required for comp. ratios over 13.5:1.

PK kits include: Pistons, rings, pins, clips, top end gasket kit, & needle bearing when applicable.
CK kits include: Pistons, rings, pins, clips, top end gasket kit, & cylinder/sleeve when applicable.
Individual pistons include: Rings, pins & clips (unless noted otherwise).

Single Piston	Single Piston Pricing	Ring Set	Piston Pin	Circlip	Top End Gasket Kit	Top End Bearing	Sleeve
RE901M05200 RE901M05300		2047CS 2087CS	S288	CW14	W5980	B1012	
RE907M05250 RE907M05300 RE907M05450		2067CS 2087CS 2146CS	S288	CW14	W5674 52.5-53mm W5675 54.5mm	B1006	
RE914M05400 RE914M05600 RE914M05800		2126CS 2205CS 2284CS	S668	CW15	W6254	B1013	
RE903M06640		2614CS	S508	CW18	W6111	B1014	
RE900M04750 RE900M04800 RE900M04850 RE900M04950		1869CS 1890CS 1909CS 1949CS	S517	CW14	W5983	B1012	
RE915M05250		2067CS	S288	CW14	W5983	B1012	
RE905M05400 RE905M05600 RE906M05800		2126CS 2205CS 2284CS	S668	CW15	W6331	B1001	
RE902M06640		2614CS	S508	CW18	W5978	B1003	3332FA YZ250

Racer Elite • 2-Stroke

Racer Elite • 4-Stroke

Off-Rd. • 2-Stroke

Off-Rd. • 4-Stroke

ATV • 2-Stroke

ATV • 4-Stroke

Street Bikes

PWC

Crankshafts

Clutch

Valve Train

Accessories



4-STROKE RACER ELITE SERIES PISTONS

**The Latest In Piston Technology For
Popular 4-Stroke Engines.**



RACERELITE™

**Dyno Tested and
Proven**

NEW FOR 2018







The Wiseco Racer Elite Piston provided a new level of performance, contributing to the bike's ability to deliver when pulling out of corner, no matter if the turn had a deep rut or if it was muddy. There was a transformation in the response to my demands of the bike, and getting over these jumps felt much easier, translating to saved energy for me.

Something I loved about the Racer Elite piston is that it doesn't enhance just one area in the power curve. Instead, it provides a boost across the entire curve; giving it an aggressive push and a significantly less power drop-off in the higher RPMs as compared to the previous piston in the bike.

– Scott Meshey



- **100%** fully machined billet piston
- **Dyno Proven** Horsepower Improvement along with High Engine Load Durability.
- **Reduced Friction** for increased performance - the first and only asymmetrical piston in the market for 250cc and 450cc applications!
- **Customized** Top Piston Ring and Matching Precision Machined Ring Groove provide improved ring seal, equals Power Increases!
- **ArmorGlide®** Skirt Coating for Optimum Piston Performance, Reducing Friction Improving Power!
- **DLC Coated Wrist Pin** – F1 technology offering the best in friction reduction and reduced wear.



Model <i>Racer Elite Series • 4-Stroke</i>	Years	Comp. Ratio	Stock Engine Bore x Stroke	Bore Size	Piston Type & Coatings	Cylinder & Machining Requirements
HONDA						
CRF250R	2010-2015	14.5:1	76.8 x 53.8	76.8	Racer Elite Asymmetric Skirt Lapped Ring ArmorGlide DLC Piston Pin	Deglaze / Hone
CRF250R	2016-2017	14.5:1	76.8 x 53.8	76.8	Racer Elite Asymmetric Skirt Lapped Ring ArmorGlide DLC Piston Pin	Deglaze / Hone
CRF250R	2018	14.5:1	79.0 x 50.9	79.0	Racer Elite Asymmetric Skirt Lapped Ring ArmorGlide DLC Piston Pin	Deglaze / Hone
CRF450R	2013-2016	14:1	96.0 x 62.1	96.0	Racer Elite Asymmetric Skirt Lapped Ring ArmorGlide DLC Piston Pin	Deglaze / Hone
CRF450R	2017-2018	14:1	96.0 x 62.1	96.0	Racer Elite Asymmetric Skirt Lapped Ring ArmorGlide DLC Piston Pin	Deglaze / Hone
TRX450R TRX450ER	2006-2009 2006-2014	14:1	96.0 x 62.1	96.0	Racer Elite Asymmetric Skirt Lapped Ring ArmorGlide DLC Piston Pin	Deglaze / Hone
HUSQVARNA						
FC 250	2016-2018	14.5:1	78.0 x 52.3	78.0	Racer Elite Asymmetric Skirt Lapped Ring ArmorGlide DLC Piston Pin	Deglaze / Hone
FC 350	2016-2018	14.5:1	88.0 x 57.5	88.0	Racer Elite Asymmetric Skirt Lapped Ring ArmorGlide DLC Piston Pin	Deglaze / Hone
FC 450 FS 450 FX 450	2014-2018 2015-2018 2017-2018	14:1	95.0 x 63.4	95.0	Racer Elite Asymmetric Skirt Lapped Ring ArmorGlide DLC Piston Pin	Deglaze / Hone

- Premium pump fuel required for high compression ratios up to 13.5:1.
- Increased Octane (race fuel) required for comp. ratios over 13.5:1.

PK kits include: Pistons, rings, pins, clips, top end gasket kit, & needle bearing when applicable.
CK kits include: Pistons, rings, pins, clips, top end gasket kit, & cylinder/sleeve when applicable.
Individual pistons include: Rings, pins & clips (unless noted otherwise).

	Single Piston	Single Piston Pricing	Ring Set	Piston Pin	Circlip	Top End Gasket Kit
	RE810M07680		7680MCZ	S686C	W6883	W6805
	RE800M07680		7680MCZ	S686C	W6883	W6805
	RE820M07900		7900YBXZ	S686C	W6883	W6993
	RE806M09600		9600ZVZ	748-2050-16-9DC	CW19	W6658
	RE813M09600		9600ZVZ	748-2050-16-9DC	CW19	W6978
	RE813M09600		9600ZVZ	748-2050-16-9DC	CW19	W6442
	RE804M07800		7800YBZ	S686C	W6883	W6961
	RE816M08800		8800YDZ	S759C	CW18	W6965
	RE805M09500		9500ZVZ	748-2050-16-9DC	CW19	W6913 2013-2015 W6980 2016-2018

Racer Elite • 2-Stroke

Racer Elite • 4-Stroke

Off-Rd. • 2-Stroke

Off-Rd. • 4-Stroke

ATV • 2-Stroke

ATV • 4-Stroke

Street Bikes

PWC

Crankshafts

Clutch

Valve Train

Accessories

Model Racer Elite Series • 4-Stroke	Years	Comp. Ratio	Stock Engine Bore x Stroke	Bore Size	Piston Type & Coatings	Cylinder & Machining Requirements
KAWASAWKI						
KX250F	2015-2016	14.5:1	77.0 x 53.6	77.0	Racer Elite Asymmetric Skirt Lapped Ring ArmorGlide DLC Piston Pin	Deglaze / Hone
KX250F	2017-2018	14.5:1	77.0 x 53.6	77.0	Racer Elite Asymmetric Skirt Lapped Ring ArmorGlide DLC Piston Pin	Deglaze / Hone
KX450F	2013-2014 2016-2018	14:1	96.0 x 62.1	96.0	Racer Elite Asymmetric Skirt Lapped Ring ArmorGlide DLC Piston Pin	Deglaze / Hone
KTM						
250 SX-F	2016-2018	14.5:1	78.0 x 52.3	78.0	Racer Elite Asymmetric Skirt Lapped Ring ArmorGlide DLC Piston Pin	Deglaze / Hone
350 SX-F	2016-2018	14:1	88.0 x 57.5	88.0	Racer Elite Asymmetric Skirt Lapped Ring ArmorGlide DLC Piston Pin	Deglaze / Hone
450 SX-F	2013-2018	14:1	95.0 x 63.4	95.0	Racer Elite Asymmetric Skirt Lapped Ring ArmorGlide DLC Piston Pin	Deglaze / Hone
SUZUKI						
RMZ250	2010-2018	14.5:1	77.0 x 53.6	77.0	Racer Elite Asymmetric Skirt Lapped Ring ArmorGlide DLC Piston Pin	Deglaze / Hone
RMZ450 RMX450Z	2008-2012 2010-2018	14:1	96.0 x 62.1	96.0	Racer Elite Asymmetric Skirt Lapped Ring ArmorGlide DLC Piston Pin	Deglaze / Hone

- Premium pump fuel required for high compression ratios up to 13.5:1.

- Increased Octane (race fuel) required for comp. ratios over 13.5:1.

PK kits include: Pistons, rings, pins, clips, top end gasket kit, & needle bearing when applicable.

CK kits include: Pistons, rings, pins, clips, top end gasket kit, & cylinder/sleeve when applicable.

Individual pistons include: Rings, pins & clips (unless noted otherwise).

	Single Piston	Single Piston Pricing	Ring Set	Piston Pin	Circlip	Top End Gasket Kit
	RE801M07700		7700MCZ	S686C	W6883	W6661
	RE811M07700		7700MCZ	S686C	W6883	W6970
	RE807M09600		9600ZVZ	748-2050-16-9DC	CW19	W6650 2009-2015 W6964 2016-2018
	RE804M07800		7800YBZ	S686C	W6883	W6961
	RE816M08800		8800YDZ	S759C	CW18	W6965
	RE805M09500		9500ZVZ	748-2050-16-9DC	CW19	W6913 2013-2015 W6980 2016-2018
	RE803M07700		7700MCZ	S686C	W6883	W6885
	RE814M09600		9600ZVZ	748-2050-16-9DC	CW19	W6640

Racer Elite • 2-Stroke

Racer Elite • 4-Stroke

Off-Rd. • 2-Stroke

Off-Rd. • 4-Stroke

ATV • 2-Stroke

ATV • 4-Stroke

Street Bikes

PWC

Crankshafts

Clutch

Valve Train

Accessories

Model <i>Racer Elite Series • 4-Stroke</i>	Years	Comp. Ratio	Stock Engine Bore x Stroke	Bore Size	Piston Type & Coatings	Cylinder & Machining Requirements
SUZUKI						
RMZ450	2013-2018	14:1	96.0 x 62.1	96.0	Racer Elite Asymmetric Skirt Lapped Ring ArmorGlide DLC Piston Pin	Deglaze / Hone
YAMAHA						
YZ250F	2014-2015	14.5:1	77.0	77.0	Racer Elite Asymmetric Skirt Lapped Ring ArmorGlide DLC Piston Pin	Deglaze / Hone
YZ250FX	2015-2016		x			
WR250F	2015-2017		53.6			
YZ250F	2016-2018	14.5:1	77.0	77.0	Racer Elite Asymmetric Skirt Lapped Ring ArmorGlide DLC Piston Pin	Deglaze / Hone
YZ250FX	2017-2018		x			
WR250F	2018		53.6			
YZ450F	2010-2013	14:1	97.0 X 60.8	97.0	Racer Elite Asymmetric Skirt Lapped Ring ArmorGlide DLC Piston Pin	Deglaze / Hone
YZ450F	2014-2017	14:1	97.0	97.0	Racer Elite Asymmetric Skirt Lapped Ring ArmorGlide DLC Piston Pin	Deglaze / Hone
YZ450FX	2016-2018		X			
WR450F	2016-2018		60.8			
YZ450F	2018	14:1	97.0 X 60.8	97.0	Racer Elite Asymmetric Skirt Lapped Ring ArmorGlide DLC Piston Pin	Deglaze / Hone
YFZ450	2006-2013	14:1	95.0	95.0	Racer Elite Asymmetric Skirt Lapped Ring ArmorGlide DLC Piston Pin	Deglaze / Hone
YFZ450R	2009-2018		X 63.4			



**RICKY
RUSSELL**



**TAYLA
JONES**

- Premium pump fuel required for high compression ratios up to 13.5:1.
- Increased Octane (race fuel) required for comp. ratios over 13.5:1.

PK kits include: Pistons, rings, pins, clips, top end gasket kit, & needle bearing when applicable.
CK kits include: Pistons, rings, pins, clips, top end gasket kit, & cylinder/sleeve when applicable.
Individual pistons include: Rings, pins & clips (unless noted otherwise).

Single Piston	Single Piston Pricing	Ring Set	Piston Pin	Circlip	Top End Gasket Kit
RE808M09600		9600ZVZ	748-2050-16-9DC	CW19	W6640
RE812M07700		7700MCZ	S686C	W6883	W6929
RE802M07700		7700MCZ	S686C	W6883	W6929
RE815M09700		9700ZVZ	708-2050-16-9DC	CW18	W6691
RE809M09700		9700ZVZ	708-2050-16-9DC	CW18	W6691
RE818M09700		9700ZVZ	708-2050-16-9DC	CW18	W6991
RE919M09500		9500ZVZ	787-2050-16-9DC	CW20	YZF450 – W6129 95mm YZF450R – W6420 95mm



**THAD
DUVALL**



**RYDER
DIFRANCESCO**

Racer Elite • 2-Stroke

Racer Elite • 4-Stroke

Off-Rd. • 2-Stroke

Off-Rd. • 4-Stroke

ATV • 2-Stroke

ATV • 4-Stroke

Street Bikes

PWC

Crankshafts

Clutch

Valve Train

Accessories

PISTONS AND KITS

**Drop in a Wiseco Top End Kit
and be ready to fly!**

The Easy Top End Rebuild







**Forged and
trusted for more
than 75 years!**



"I've been with Wiseco for about 7 years now, and couldn't imagine putting any other piston in my engine."

– Vicki Golden

- ***All the parts needed*** to refresh your top end right the first time!
- ***Forged Wiseco piston*** meets your needs and riding style
- ***Contains complete top end gasket*** so you have all the gaskets and seals needed
- ***Top end bearing*** included with all 2-Stroke kits



**PISTONS ENGINEERED AND MANUFACTURED TO
FIT YOUR RIDING APPLICATION**

2-STROKE PISTONS



All Purpose Riding

Pro-Lite®

- **Great Value** for Fun Factor
- **Feel the Difference** on the Track or in the Woods
- **Extra Lightening** Operations for Instant Throttle Response
- **Strong Optimized** Forging Design
- **Lightweight** Pin, Rings and Clip Included



Endurance/High RPM

GP Series™

- **Optimized** Race Features for Top End Power
- **Electra-Coated** Dome, Ring Groove & Pin Bore for Extended Life
- **ArmorGlide®** Skirt Coating Reduces Friction and Noise for More Horsepower Potential
- **Upgrade** Ti Nitride Ring Package for Lower Coefficient of Friction and Wear



Full Race

Racer Elite™

- **Engineered** to be the most advanced 2-Stroke Piston on the market!
- **Optimized** designed for extreme conditions and racing applications.
- **ArmorFit™** skirt coating conforms to the bore for the ultimate in piston control and wear.
- **ArmorPlating™** coating protects and improves performance in (3) main areas
 - Protects the crown from harmful detonation, Improves pinbore for decreased wear and bore deformation, enhanced ring seal for long life and performance.
- **Improved Performance** utilizing premium quality rings with enhanced dimensional control, which results in improved sealing and power increases.

"We mounted the piston and gently broke it in, then conducted full throttle runs on Dyno bench..... The run data shows the piston is making a serious performance gain".

– Ruben Bennekom,
André Motors
Netherlands



NEW FOR
2018

4-STROKE PISTONS



**Ideal for
Multiple Purpose Riding**
Forged Series

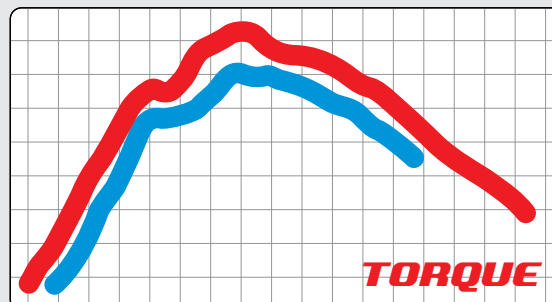
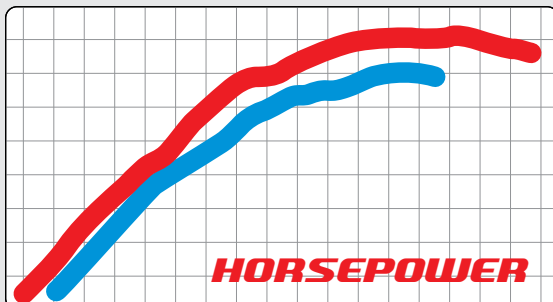
- **Great Value** for All Around Riding Types
- **Every Day** Ride/Race Power You can Feel!
- **Forged** for Optimized Strength and Life
- **ArmorGlide®** Skirt Coating Reduces Noise and Friction for More Horsepower on Most Applications
- **Wide Range** of Bore and Compression Ratio Options



Full Race
Racer Elite™

- **Best Piston** Available for 4-Stroke Racing Applications
- **Dyno Proven Horsepower Improvement (2HP on 450 Recorded)** along with High Engine Load Durability.
- **Race Proven** Technology Utilized by Today's Top Pro's.
- **Reduced Friction** for increased performance - the first and only asymmetrical piston in the market for 250cc and 450cc applications!
- **CNC Manufactured** 100% Fully Machined Billet Piston, Optimizing Design for Improved Strength to Weight Ratio
- **Customized** Top Piston Ring and Matching Precision Machined Ring Groove provide improved ring seal, equals Power Increases!
- **ArmorGlide®** Skirt Coating for Optimum Piston Performance, Reducing Friction Improving Power!
- **DLC Coated Wrist Pin** - F1 technology offering the best in friction reduction and reduced wear.

**Racer Elite Piston for the
KTM350SX-F '18**



— Wiseco
— Stock OE

A healthy 1.8 HP increase and 0.9 Nm of Torque.

Model Off-Road • 2-Stroke	Years	Stock Engine Bore x Stroke	Bore Size	Piston Type & Coatings	Cylinder & Machining Requirements
COBRA					
Cobra, Cobra Action (with Reed Moto Morini engine.) • Will not fit King Cobra Model • Chrome Bore - Cylinder sleeving or replating required for oversizes	1997-1999	39.0 x 41.7	39.0 41.0	Pro-Lite	Deglaze / Hone Bore / Replate
GAS GAS					
EC / MC 125	2000-2001	54.0 x 54.5	54.0 54.5 55.0 56.0	Pro-Lite	Deglaze / Hone Bore / Replate Bore / Replate Bore / Replate
EC / MC 125	2002-2011	54.0 x 54.5	54.0 56.0	ElectraCoated GP Series	Deglaze / Hone Bore / Replate
EC 200 EC 200 R	2000-2014 2014-2017	62.5 x 65.0	62.5		Deglaze / Hone
EC 250R EC 250 SM 250 MC 250	2014-2018 1997-2014 1997-2008 1997-2008	66.4 x 72.0	66.4		Deglaze / Hone
EC 300 R EC 300	2014-2018 2000-2014	72.0 x 72.0	72.0		Deglaze / Hone
HONDA					
CR80	1980-1982	49.5 x 41.4	49.5 50.0 50.5 51.0 51.5		Deglaze / Hone Bore and Hone Bore and Hone Bore and Hone Bore and Hone
CR80	1983	49.5 x 41.4	50.0 50.5 51.0 51.5		Bore and Hone Bore and Hone Bore and Hone Bore and Hone
CR80	1984	49.5 x 41.4	50.0 50.5 51.0		Bore and Hone Bore and Hone Bore and Hone
CR80 * International Bore – Not available in U.S.	1986-2002	46.0 x 47.8	46.0	Pro-Lite	Deglaze / Hone
CR80	1986-2002	47.0 x 47.8	47.0 49.0	ElectraCoated GP Series	Deglaze / Hone

PK kits include: Pistons, rings, pins, clips, top end gasket kit, & needle bearing when applicable.
Individual pistons include: Rings, pins & clips (unless noted otherwise).

Top End Kit	Top End Kit Pricing	Single Piston	Single Piston Pricing	Ring Set	Piston Pin	Circlip	Top End Gasket Kit	Top End Bearing	Sleeve
		698M03900 698M04100		1535CDM 1614CD	S563	CW12	W5755		
		726M05400 726M05450 726M05500 726M05600		2126CST 2146CS 2165CS 2205CS	S467	CW15		B1001	
		762M05400 762M05600		2126CS 2205CS	S632	CW15		B1001	
		848M06250		2461CD	S477	CW18			
		849M06640		2614CD	S508	CW18		B1003	
		850M07200		2835CD	S508	CW18		B1003	
		450M04950 450M05000 450M05050 450M05100 450M05150		1949CD 1969CD 1988CD 2008CD 2028CD	S538	CW12	W5657	B1015	
		493M05000 493M05050 493M05100 493M05150		1969CD 1988CD 2008CD 2028CD	S538	CW12		B1015	
		509M05000 509M05050 509M05100		1969CD 1988CD 2008CD	S538	CW12	W4023	B1015	
		668M04600		1810CS	S517	CW14	W5221 1986-1991 W6136 1992-2002	B1012	
		798M04700		1850CS	S517	CW14	W5221 1986-1991 W6136 1992-2002	B1012	

Racer Elite • 2-Stroke
Racer Elite • 4-Stroke
Off-Rd. • 2-Stroke
Off-Rd. • 4-Stroke
ATV • 2-Stroke
ATV • 4-Stroke
Street Bikes
PWC
Crankshafts
Clutch
Valve Train
Accessories

Model Off-Road • 2-Stroke	Years	Stock Engine Bore x Stroke	Bore Size	Piston Type & Coatings	Cylinder & Machining Requirements
HONDA					
CR80	1986-1991	47.0 x 47.8	47.0 47.5 48.0 49.0	Pro-Lite	Deglaze / Hone Bore / Replate Bore / Replate Bore / Replate
CR80	1992-2002	47.0 x 47.8	47.0 47.5 48.0 49.0	Pro-Lite	Deglaze / Hone Bore / Replate Bore / Replate Bore / Replate
CR80	1993-2006	52.0 x 47.8	52.0	GP Series	Bore / Replate
CR85	2003-2007	47.5 x 47.8	47.5	ElectraCoated GP Series	Deglaze / Hone
CR85	2003-2007	47.5 X 47.8	47.5 48.0 48.5 49.5 50.5	Pro-Lite	Deglaze / Hone Bore / Replate Bore / Replate Bore / Replate Bore / Replate
MT125 CR125M	1973-1978 1973-1978	56.0 x 50.0	56.0 56.5 57.0 57.5 58.0		Deglaze / Hone Bore and Hone Bore and Hone Bore and Hone Bore and Hone
CR125R <i>2205CDM rings required standard Chrome Bore</i>	1979	56.0 x 50.0	56.0 57.0 57.5		Deglaze / Hone Bore/Replate/Sleeve Bore/Replate/Sleeve Bore/Replate/Sleeve
CR125R	1980-1984	55.5 x 50.0	55.5 56.0 57.0 57.5		Deglaze / Hone Bore and Hone Bore and Hone Bore and Hone Bore and Hone
CR125R	1985-1986	54.0 x 54.0	54.0 54.5 55.0 55.5 56.0	Pro-Lite	Deglaze / Hone Bore and Hone Bore and Hone Bore and Hone Bore and Hone

PK kits include: Pistons, rings, pins, clips, top end gasket kit, & needle bearing when applicable.
Individual pistons include: Rings, pins & clips (unless noted otherwise).

Top End Kit	Top End Kit Pricing	Single Piston	Single Piston Pricing	Ring Set	Piston Pin	Circlip	Top End Gasket Kit	Top End Bearing	Sleeve
PK1146		643M04700		1850CS	S517	CW14	W5221	B1012	
PK1148		643M04750 643M04800 643M04900		1869CS 1890CS 1929CS			1986-1991		
PK1269 PK1270 PK1271 PK1272		643M04700 643M04750 643M04800 643M04900		1850CS 1869CS 1890CS 1929CS	S517	CW14	W6136 47-48mm W5356 48.5-49mm	B1012	
PK1185		766M05200		2047CS	S288	CW14	W5973 1993-2006	B1012	
PK1588		838M04750		1869CS	S517	CW14	W6136	B1080	
PK1214 PK1215 PK1216 PK1217 PK1218		833M04750 833M04800 833M04850 833M04950 833M05050		1869CS 1890CS 1909CS 1949CS 1988CS	S517	CW14	W6136 47-48mm W5356 48.5-50mm W5973 50.5mm	B1080	
		339M05600 339M05650 339M05700 339M05750 339M05800		2205CD 2224CD 2244CD 2264CD 2284CD	S394	CW14	W5725	B1018	
		430M05600 448M05650 448M05700 448M05750		2205CDM 2224CD 2244CD 2264CD	S394	CW14	W5680	B1018	
		448M05550 448M05600 448M05650 448M05700 448M05750		2185CD 2205CD 2224CD 2244CD 2264CD	S394	CW14	W5680 1979-1980 W4025 1983 W4027 1984	B1018	
		518M05400 518M05450 518M05500 518M05550 518M05600		2126CD 2146CD 2165CD 2185CD 2205CD	S485	CW14	W4027 1985 W4894 1986	B1006	

Racer Elite • 2-Stroke
Racer Elite • 4-Stroke
Off-Rd. • 2-Stroke
Off-Rd. • 4-Stroke
ATV • 2-Stroke
ATV • 4-Stroke
Street Bikes
PWC
Crankshafts
Clutch
Valve Train
Accessories

Model <i>Off-Road • 2-Stroke</i>	Years	Stock Engine Bore x Stroke	Bore Size	Piston Type & Coatings	Cylinder & Machining Requirements
HONDA					
CR125R <i>Power Valve must be modified for 55mm and larger</i>	1987	54.0 x 54.0	54.0 54.5 55.0 56.0	Pro-Lite	Deglaze / Hone Bore and Hone Bore and Hone Bore and Hone Bore and Hone
CR125R <i>1989 has Nikasil Bore - Cylinder sleeving or replating is required for oversizes</i>	1988-1989	54.0 x 54.5	54.0 54.5 55.0 56.0	Pro-Lite	Deglaze / Hone Bore/Replate/Sleeve Bore/Replate/Sleeve Bore/Replate/Sleeve Bore/Replate/Sleeve
CR125R	1990-1991	54.0 x 54.5	54.0 54.5 55.0	Pro-Lite	Deglaze / Hone Bore / Replate Bore / Replate
CR125R	1992-1997	54.0 x 54.5	54.0 54.5 55.0 56.0	Pro-Lite	Deglaze / Hone Bore / Replate Bore / Replate Bore / Replate
CR125R	1995-1997	54.0 x 54.5	54.0 56.0	ElectraCoated GP Series ArmorGlide No Intake Window Pinned on Centerline	Deglaze / Hone Bore / Replate
CR125R	1998-1999	54.0 x 54.5	54.0 54.5 55.0 56.0	Pro-Lite	Deglaze / Hone Bore / Replate Bore / Replate Bore / Replate
CR125R	1998-1999	54.0 x 54.5	54.0 56.0	ElectraCoated GP Series ArmorGlide No Intake Window Pinned on Centerline	Deglaze / Hone Bore / Replate
CR125R	2000	54.0 x 54.5	54.0 54.5 55.0 56.0	Pro-Lite	Deglaze / Hone Bore / Replate Bore / Replate Bore / Replate
CR125R	2000-2002	54.0 x 54.5	54.0 56.0	ElectraCoated GP Series ArmorGlide No Intake Window Pinned on Centerline	Deglaze / Hone Bore / Replate

PK kits include: Pistons, rings, pins, clips, top end gasket kit, & needle bearing when applicable.
Individual pistons include: Rings, pins & clips (unless noted otherwise).

Top End Kit	Top End Kit Pricing	Single Piston	Single Piston Pricing	Ring Set	Piston Pin	Circlip	Top End Gasket Kit	Top End Bearing	Sleeve
		553M05400 *553M05450 553M05500 553M05550 553M05600		2126CS 2146CS 2165CS 2185CS 2205CS	S288	CW14	W5270	B1018	
PK1717		564M05400 564M05450 564M05500 564M05550 564M05600		2126CS 2146CS 2165CS 2185CS 2205CS	S467	CW15	W5270	B1001	
PK1720		595M05400 595M05450 595M05500		2126CS 2146CS 2165CS	S467	CW15	W5318	B1001	
PK1164 PK1165 PK1166 PK1167		676M05400 676M05450 676M05500 676M05600		2126CS 2146CS 2165CS 2205CS	S467	CW15	W5318 54-55mm W5964 56mm	B1001	3259FA 1996-1999
PK1575		762M05400 762M05600		2126CS 2205CS	S632	CW15	W5318 54mm W5964 56mm	B1001	3259FA 1996-1999
PK1253 PK1254 PK1255 PK1256		676M05400 676M05450 676M05500 676M05600		2126CS 2146CS 2165CS 2205CS	S467	CW15	W5684 54-55mm W5965 56mm	B1001	3259FA 1996-1999
PK1577		762M05400 762M05600		2126CS 2205CS	S632	CW15	W5684 54-55mm W5965 56mm	B1001	3259FA 1996-1999
PK1257 PK1260		676M05400 676M05450 676M05500 676M05600		2126CS 2146CS 2165CS 2205CS	S467	CW15	W5847 54-55mm W5966 56mm	B1001	
PK1579 PK1580		762M05400 762M05600		2126CS 2205CS	S632	CW15	W6020 54mm W5903 56mm	B1001	3377FA 2001

Racer Elite • 2-Stroke
Racer Elite • 4-Stroke
Off-Rd. • 2-Stroke
Off-Rd. • 4-Stroke
ATV • 2-Stroke
ATV • 4-Stroke
Street Bikes
PWC
Crankshafts
Clutch
Valve Train
Accessories

Model Off-Road • 2-Stroke	Years	Stock Engine Bore x Stroke	Bore Size	Piston Type & Coatings	Cylinder & Machining Requirements
HONDA					
CR125R	2001-2002	54.0 x 54.5	54.0 54.5 55.0 56.0	Pro-Lite	Deglaze / Hone Bore / Replate Bore / Replate Bore / Replate
CR125R	2003	54.0 x 54.5	54.0 56.0	ElectraCoated GP Series ArmorGlide No Intake Window Pinned on Centerline	Deglaze / Hone Bore / Replate
CR125R	2003	54.0 x 54.5	54.0 54.5 55.0 56.0	Pro-Lite	Deglaze / Hone Bore / Replate Bore / Replate Bore / Replate
CR125R	2004	54.0 x 54.5	54.0 56.0	Pro-Lite	Deglaze / Hone
CR125R	2004	54.0 x 54.5	54.0 56.0 57.0	ElectraCoated GP Series ArmorGlide	Deglaze / Hone Bore / Replate Bore / Replate
CR125R	2005-2007	54.0 x 54.5	54.0	Pro-Lite	Deglaze / Hone
CR125R	2005-2007	54.0 x 54.5	54.0 56.0 57.0	ElectraCoated GP Series ArmorGlide	Deglaze / Hone Bore / Replate Bore / Replate
CR250M	1973-1974	70.0 x 64.4	70.0 71.0		Deglaze / Hone Bore and Hone
CR250M MT250, MR250	1975-1977 1975-1977	70.0 x 64.4	70.0 70.5 71.0 71.5 72.0		Deglaze / Hone Bore and Hone Bore and Hone Bore and Hone Bore and Hone

PK kits include: Pistons, rings, pins, clips, top end gasket kit, & needle bearing when applicable.
Individual pistons include: Rings, pins & clips (unless noted otherwise).

Top End Kit	Top End Kit Pricing	Single Piston	Single Piston Pricing	Ring Set	Piston Pin	Circlip	Top End Gasket Kit	Top End Bearing	Sleeve
PK1261 PK1262 PK1263 PK1264		676M05400 676M05450 676M05500 676M05600		2126CS 2146CS 2165CS 2205CS	S467	CW15	W6020 54mm W5903 56mm	B1001	3377FA 2001
PK1581 PK1582		762M05400 762M05600		2126CS 2205CS	S632	CW15	W6104 54mm W6127 56mm	B1001	
PK1265 PK1268		676M05400 676M05450 676M05500 676M05600		2126CS 2146CS 2165CS 2205CS	S467	CW15	W6104 54mm W6127 56mm	B1001	
		840M05400		2126CS	S632	CW15	W6104	B1001	
PK1394 PK1395 PK1449		841M05400 841M05600 841M05700		2126CS 2205CS 2244CS	S632	CW15	W6104 54mm W6127 56mm W6619 57mm	B1001	
PK1393		859M05400		2126CS	S632	CW15	W6350	B1001	
PK1396 PK1398		841M05400 841M05600 841M05700		2126CS 2205CS 2244CS	S632	CW15	W6350 54mm W6389 56-57mm	B1001	
		337M07000 337M07100		2756CD 2795CD	S343	CW18	W6149	B1003	
		338M07000 338M07050 338M07100 338M07150 338M07200		2756CD 2776CD 2795CD 2815CD 2835CD	S343	CW18	W5558 MT, MR Only	B1003	

Racer Elite • 2-Stroke
Racer Elite • 4-Stroke
Off-Rd. • 2-Stroke
Off-Rd. • 4-Stroke
ATV • 2-Stroke
ATV • 4-Stroke
Street Bikes
PWC
Crankshafts
Clutch
Valve Train
Accessories

Model <i>Off-Road • 2-Stroke</i>	Years	Stock Engine Bore x Stroke	Bore Size	Piston Type & Coatings	Cylinder & Machining Requirements
HONDA					
CR250R <i>2756CDM rings required standard Chrome Bore</i>	1978-1980	70.0 x 64.4	70.0 70.3 70.5 70.8 71.0 71.3 71.5 72.0		Deglaze / Hone Bore/Replate/Sleeve Bore/Replate/Sleeve Bore/Replate/Sleeve Bore/Replate/Sleeve Bore/Replate/Sleeve Bore/Replate/Sleeve Bore/Replate/Sleeve Bore/Replate/Sleeve
CR250R	1981-1983	66.0 x 72.0	66.0 66.5 67.0 67.5 68		Deglaze / Hone Bore and Hone Bore and Hone Bore and Hone Bore and Hone
CR250R	1984-1985	66.0 x 72.0	66.0 66.3 66.5 66.8 67.0 67.3 67.5 68.0	Pro-Lite	Deglaze / Hone Bore and Hone Bore and Hone Bore and Hone Bore and Hone Bore and Hone Bore and Hone Bore and Hone
CR250R	1986-1989	66.4 x 72.0	66.4 67.0 67.5 68.0 68.5	Pro-Lite	Deglaze / Hone Bore / Replate Bore / Replate Bore / Replate Bore / Replate
CR250R	1990-1991	66.4 x 72.0	66.4 67.0 67.5 68.0 68.5	Pro-Lite	Deglaze / Hone Bore / Replate Bore / Replate Bore / Replate Bore / Replate
CR250R	1992-1996	66.4 x 72.0	66.4 67.0 67.5 68.0 68.5	Pro-Lite	Deglaze / Hone Bore / Replate Bore / Replate Bore / Replate Bore / Replate
CR250R	1997-2001	66.4 x 72.0	66.4	GP Series	Deglaze / Hone
CR250R	1997-2001	66.4 x 72.0	66.4 67.0 67.5 68.0 68.5	Pro-Lite	Deglaze / Hone Bore / Replate Bore / Replate Bore / Replate Bore / Replate
CR250R	2002-2004	64.4 x 72.0	66.4	ElectraCoated GP Series ArmorGlide	Deglaze / Hone

PK kits include: Pistons, rings, pins, clips, top end gasket kit, & needle bearing when applicable.
Individual pistons include: Rings, pins & clips (unless noted otherwise).

Top End Kit	Top End Kit Pricing	Single Piston	Single Piston Pricing	Ring Set	Piston Pin	Circlip	Top End Gasket Kit	Top End Bearing	Sleeve
		431M07000 431M07025 431M07050 431M07075 431M07100 431M07125 431M07150 431M07200		2756CD/CDM 2766CD 2776CD 2786CD 2795CD 2805CD 2815CD 2835CD	S343	CW18	W5658	B1003	
		466M06600 466M06650 466M06700 466M06750 466M06800		2598CD 2618CD 2638CD 2658CD 2677CD	S257	CW18	W4028 1981-1982 W4772 1983	B1003	
		526M06600 526M06625 526M06650 526M06675 526M06700 526M06725 526M06750 526M06800		2598CD 2608CD 2618CD 2628CD 2638CD 2648CD 2658CD 2677CD	S511	CW18	W4773 1984 W4029 1985	B1003	
PK1243 PK1244 PK1245		614M06640 614M06700 614M06750 614M06800 614M06850		2614CD 2638CD 2658CD 2677CD 2697CD	S508	CW18	W4895	B1003	
PK1248		614M06640 614M06700 614M06750 614M06800 614M06850		2614CD 2638CD 2658CD 2677CD 2697CD	S508	CW18	W5271	B1003	
PK1128 PK1129 PK1132		614M06640 614M06700 614M06750 614M06800 614M06850		2614CD 2638CD 2658CD 2677CD 2697CD	S508	CW18	W5319	B1003	
PK1594		768M06640		2614CS	S508	CW18	W5319	B1003	3220FA 1997-1998
PK1168 PK1169 PK1170 PK1171 PK1172		702M06640 702M06700 702M06750 702M06800 702M06850		2614CD 2638CD 2658CD 2677CD 2697CD	S508	CW18	W5319	B1003	3220FA 1997-1998
		802M06640		2614CS	S508	CW18	W5982	B1003	3361FA

Racer Elite • 2-Stroke
Racer Elite • 4-Stroke
Off-Rd. • 2-Stroke
Off-Rd. • 4-Stroke
ATV • 2-Stroke
ATV • 4-Stroke
Street Bikes
PWC
Crankshafts
Clutch
Valve Train
Accessories

Model Off-Road • 2-Stroke	Years	Stock Engine Bore x Stroke	Bore Size	Piston Type & Coatings	Cylinder & Machining Requirements
HONDA					
CR250R	2002-2004	66.4 x 72.0	66.4 67.5 68.5	Pro-Lite	Deglaze / Hone Bore / Replate Bore / Replate
CR250R	2005-2007	66.4 x 72.0	66.4	ElectraCoated GP Series ArmorGlide TiN Coated Ring	Deglaze / Hone
CR480R CR500	1982-1983 1984	89.0 x 76.0	89.0 89.5 90.0 90.5 91.0	ArmorGlide	Deglaze / Hone Bore and Hone Bore and Hone Bore and Hone Bore and Hone
CR500	1985-1988	89.0 x 76.0	89.0 89.5 90.0 90.5 91.0	ArmorGlide	Deglaze / Hone Bore and Hone Bore and Hone Bore and Hone Bore and Hone
CR500	1989-2001	89.0 x 76.0	89.0 89.5 90.0 90.5 91.0	ArmorGlide	Deglaze / Hone Bore and Hone Bore and Hone Bore and Hone Bore and Hone
HUSABERG					
TE 125	2012-2014	54.0 x 54.5	54.0 56.0	Pro-Lite ArmorGlide	Deglaze / Hone Bore / Replate
TE 125	2012-2014	54.0 x 54.5	54.0	ElectraCoated GP Series ArmorGlide	Deglaze / Hone
TE 250	2013-2014	66.4 x 72.0	66.4	Pro-Lite	Deglaze / Hone Bore / Replate
TE 250	2013-2014	66.4 x 72.0	66.4	ElectraCoated GP Series ArmorGlide TiN Coated Ring	Deglaze / Hone
TE 300	2013-2014	72.0 x 72.0	72.0	Pro-Lite	Deglaze / Hone

PK kits include: Pistons, rings, pins, clips, top end gasket kit, & needle bearing when applicable.
Individual pistons include: Rings, pins & clips (unless noted otherwise).

Top End Kit	Top End Kit Pricing	Single Piston	Single Piston Pricing	Ring Set	Piston Pin	Circlip	Top End Gasket Kit	Top End Bearing	Sleeve
PK1195 PK1196 PK1197		801M06640 801M06750 801M06850		2614CD 2658CD 2697CD	S508	CW18	W5982 66.4-67.5mm W6157 68.5mm	B1003	3361FA
PK1381		860M06640		2614CS	S508	CW18	W6351	B1003	
*PK1583 PK1584 PK1587		871M08900 871M08950 871M09000 871M09050 871M09100		3503KD 3520KD 3544KD 3564KD 3584KD	S512	CW20	W6646	B1004	
PK1477 PK1479		871M08900 871M08950 871M09000 871M09050 871M09100		3503KD 3520KD 3544KD 3564KD 3584KD	S512	CW20	W4896	B1004	
PK1486 PK1488 PK1490 PK1491 PK1492		871M08900 871M08950 871M09000 871M09050 871M09100		3503KD 3520KD 3544KD 3564KD 3584KD	S512	CW20	W5223	B1004	
PK1914 PK1868		786M05400 786M05600		2126CS 2205CS	S467	CW15	W6633	B1013	
PK1915		868M05400		2126CD	S632	CW15	W6633	B1013	
PK1883		856M06640 856M06850		2614CD 2697CD	S508	CW18	W6622	B1037	
PK1869		824M06640		2614CS	S508	CW18	W6622	B1037	
PK1870		858M07200		2835CD	S477	CW18	W6622	B1037	

Racer Elite • 2-Stroke
Racer Elite • 4-Stroke
Off-Rd. • 2-Stroke
Off-Rd. • 4-Stroke
ATV • 2-Stroke
ATV • 4-Stroke
Street Bikes
PWC
Crankshafts
Clutch
Valve Train
Accessories

Model <i>Off-Road • 2-Stroke</i>	Years	Stock Engine Bore x Stroke	Bore Size	Piston Type & Coatings	Cylinder & Machining Requirements
HUSQVARNA					
TC 50	2017-2018	39.5 x 40.0	39.5	Pro-Lite	Deglaze / Hone Bore / Replate
TC 65	2017-2018	45.0 x 40.8	45.0 47.0	Pro-Lite	Deglaze / Hone Bore / Replate
TC 85	2014-2018	47.0 x 49.0	47.0	ArmorGlide	Deglaze / Hone
CR125	1997-2013	54.0 x 54.5	54.0		Deglaze / Hone
TC 125 TE 125 TX 125	2014-2018 2014-2016 2017-2018	54.0 x 54.5	54.0 56.0	Pro-Lite ArmorGlide	Deglaze / Hone
TC 125 TE 125 TX 125	2014-2018 2014-2016 2017-2018	54.0 X 54.5	54.0	ElectraCoated GP Series ArmorGlide	Deglaze / Hone
TE 150	2017	58.0 X 54.5	58.0	ElectraCoated GP Series ArmorGlide	Deglaze / Hone
CR250 WR250 <i>Reed Induction</i>	1974-1984	69.5 x 64.5	69.5 70.0 70.5 71.0		Deglaze / Hone Bore & Hone Bore & Hone Bore & Hone
WXE250 WXC250	1992-1996	67.0 x 70.8	67.0 68.0	Pro-Lite	Deglaze / Hone Bore / Replate
CR250 WR250	1999-2009 1998-2013	66.4 x 72.0	66.4		Deglaze / Hone
CR250 WR250	1999-2009 1998-2013	66.4 x 72.0	66.4		Deglaze / Hone
TC 250 TE 250 TE 250i	2014-2018 2014-2018 2018	66.4 x 72.0	66.4	Pro-Lite	Deglaze / Hone

PK kits include: Pistons, rings, pins, clips, top end gasket kit, & needle bearing when applicable.
Individual pistons include: Rings, pins & clips (unless noted otherwise).

Top End Kit	Top End Kit Pricing	Single Piston	Single Piston Pricing	Ring Set	Piston Pin	Circlip	Top End Gasket Kit	Top End Bearing	Sleeve
PK1920		874M03950 877M04150		1555CS 1634CS	S563	CW12	W6904	B1041	
PK1882		864M04500 864M04700		1772CS 1850CS	S595	CW12	W6810	B1042	
PK1921		855M04700		1850CS	S517	CW14	W6943 2014-2017 W6994 2018	B1012	
		760M05400		2126CS	S467	CW15	W5905 2000-2013	B1001	
PK1914 PK1868 2014-2015		786M05400 786M05600		2126CS 2205CS	S467	CW15	W6633 2014-2015 W6983 2016-2018	B1013	
PK1915 2014-2015		868M05400		2126CD	S632	CW15	W6633 2014-2015 W6983 2016-2018	B1013	
PK1926		881M05800		2284CD	S632	CW15	W6969	B1013	
		137M06950 137M07000 137M07050 137M07100		2736CD 2756CD 2776CD 2795CD	S343	CW18		B1003	
		699M06700 699M06800		2638CD 2677CD	S508	CW18	W5565	B1003	
		768M06640		2614CS	S508	CW18	W5906	B1037	
		761M06640		2614CD	S508	CW18	W5906	B1037	
PK1883 2014-2016		856M06640 856M06850 2014-2018		2614CD 2697CD	S508	CW18	W6622 2014-2016 W6979 2017-2018	B1037	

Racer Elite • 2-Stroke
Racer Elite • 4-Stroke
Off-Rd. • 2-Stroke
Off-Rd. • 4-Stroke
ATV • 2-Stroke
ATV • 4-Stroke
Street Bikes
PWC
Crankshafts
Clutch
Valve Train
Accessories

Model Off-Road • 2-Stroke	Years	Stock Engine Bore x Stroke	Bore Size	Piston Type & Coatings	Cylinder & Machining Requirements	
HUSQVARNA						
TC 250	2014-2018	66.4	66.4	GP Series ElectraCoated ArmorGlide	Deglaze / Hone	
TE 250	2014-2018	x				
TE 250i	2018	72.0				
CR250	1998-2013	66.4	72.0	ElectraCoated ArmorGlide TiN Coated Ring	Bore / Replate	
WR250		x				72.0
<i>Cylinder, cylinder head, and power valve modifications required</i>						
TE 300	2014-2016			Pro-Lite	Deglaze / Hone	
TE 300	2017	72.0	72.0	Pro-Lite	Deglaze / Hone	
TX 300		x				73.0
TE 300i	2018	72.0	72.0	ElectraCoated ArmorGlide	Deglaze / Hone	
Transfer Port Induction model only		x				73.0
CR360	1992-2005	78.0	78.0		Deglaze / Hone	
		x				
		73.0				
KAWASAKI						
KDX50	2003-2006	41.0	41.0		Deglaze / Hone Bore & Hone Bore & Hone Bore & Hone Bore & Hone	
		x	41.5			
		37.8	42.0			
			42.5			
			43.0			
KX60	1985-2003	43.0	43.0		Deglaze / Hone Bore / Replate Bore / Replate Bore / Replate	
		x	43.5			
		41.6	44.0			
			45.0			
KX65	2000-2018	44.5	44.5		Deglaze / Hone Bore / Replate Bore / Replate	
		x	45.0			
		41.6	46.5			
KX65	2000-2018	44.5	44.5	ElectraCoated GP Series ArmorGlide TiN Coated Ring	Deglaze / Hone	
		x				
		41.6				
KX80	1979-1983	48.0	48.0		Deglaze / Hone Bore & Hone	
		x	49.0			
		45.8				
KDX80	1983-1988	48.0	48.0		Deglaze / Hone Bore / Replate Bore / Replate	
KX80	1984-1985	x	48.5			
		45.8	49.0			
KX80	1986-1987	48.0	48.0		Deglaze / Hone Bore / Replate Bore / Replate	
		x	48.5			
		45.8	49.0			

PK kits include: Pistons, rings, pins, clips, top end gasket kit, & needle bearing when applicable.
Individual pistons include: Rings, pins & clips (unless noted otherwise).

Top End Kit	Top End Kit Pricing	Single Piston	Single Piston Pricing	Ring Set	Piston Pin	Circlip	Top End Gasket Kit	Top End Bearing	Sleeve
PK1884 2014-2016		824M06640 2014-2018		2614CS	S508	CW18	W6622 2014-2016 W6979 2017-2018	B1037	
		878M07200		2835CD	S508	CW18		B1037	
PK1870 2014-2016		858M07200		2835CD	S477	CW18	W6622	B1037	
		882M07200		2835CD	S513	CW18	W6979	B1037	
		883M07200		2835CD	S513	CW18	W6979	B1037	
		10893M07800		3071TD	S280	CW18			
PK1665 PK1666 PK1667		826M04100 826M04150 826M04200 826M04250 826M04300		1614CD 1634CD 1654CD 1674CD 1693CD	S563	CW12	W6207	B1000	
PK1506		648M04300 648M04350 648M04400 648M04500		1693CD 1713CD 1732CD 1772CD	S595	CW12	W5422	B1043	
PK1177 PK1178 PK1179		752M04450 752M04500 752M04650		1752CD 1772CD 1830CD	S595	CW12	W5932 44.5-45mm W5889 46.5mm	B1043	3402FA 2002-2017
		861M04450		1752CS	S595	CW12	W5932	B1043	3402FA 2002-2017
		446M04800 446M04900		1890CD 1929CD	S288	CW14		B1006	
		514M04800 514M04850 514M04900		1890CD 1909CD 1929CD	S517	CW14		B1006	
		539M04800 539M04850 539M04900		1890CD 1909CD 1929CD	S517	CW14	W4897	B1006	

Racer Elite • 2-Stroke
Racer Elite • 4-Stroke
Off-Rd. • 2-Stroke
Off-Rd. • 4-Stroke
ATV • 2-Stroke
ATV • 4-Stroke
Street Bikes
PWC
Crankshafts
Clutch
Valve Train
Accessories

Model Off-Road • 2-Stroke	Years	Stock Engine Bore x Stroke	Bore Size	Piston Type & Coatings	Cylinder & Machining Requirements
KAWASAKI					
KX80 * International Bore - Not available in U.S.	1988-2000	47.0 x 45.8	47.0	Pro-Lite	Deglaze / Hone
KX80	1988-1990	48.0 x 45.8	48.0 48.5 49.0 50.0	Pro-Lite	Deglaze / Hone Bore / Replate Bore / Replate Bore / Replate
KX80	1991-1997	48.0 x 45.8	48.0 48.5 49.0 50.0	Pro-Lite	Deglaze / Hone Bore / Replate Bore / Replate Bore / Replate
KX80	1998-2000	48.0 x 45.8	48.0 48.5 49.0 50.0	Pro-Lite	Deglaze / Hone Bore / Replate Bore / Replate Bore / Replate
KX85	2001-2013	48.5 x 45.8	48.5 49.0 49.5 50.5	Pro-Lite	Deglaze / Hone Bore / Replate Bore / Replate Bore / Replate
KX85	2001-2013	48.5 x 45.8	48.5	ElectraCoated GP Series ArmorGlide TiN Coated Ring	Deglaze / Hone
KX85	2014-2018	48.5 x 45.8	48.5 49.0 49.5 50.5	Pro-Lite	Deglaze / Hone Bore / Replate Bore / Replate Bore / Replate
All 100cc Models KE100	1974-1982 1986-2000	49.5 x 51.8	49.5 50.0 50.5		Deglaze / Hone Bore/Replate/Sleeve Bore/Replate/Sleeve
KX100	1995-1997	52.5 x 45.8	52.5 53.0 54.5	Pro-Lite	Deglaze / Hone Bore / Replate Bore / Replate
KX100	1998-2013	52.5 x 45.8	52.5 53.0 54.5	Pro-Lite	Deglaze / Hone Bore / Replate Bore / Replate

PK kits include: Pistons, rings, pins, clips, top end gasket kit, & needle bearing when applicable.
Individual pistons include: Rings, pins & clips (unless noted otherwise).

Top End Kit	Top End Kit Pricing	Single Piston	Single Piston Pricing	Ring Set	Piston Pin	Circlip	Top End Gasket Kit	Top End Bearing	Sleeve
		669M04700		1850CD	S517	CW14	W5117 1988-1990 W5273 1991-1997 W5673 1998-2000	B1006	
PK1296		644M04800 644M04850 644M04900 644M05000		1890CD 1909CD 1929CD 1969CD	S517	CW14	W5117	B1006	
PK1299		644M04800 644M04850 644M04900 644M05000		1890CD 1909CD 1929CD 1969CD	S517	CW14	W5273	B1006	
PK1300 PK1301 PK1302 PK1303		644M04800 644M04850 644M04900 644M05000		1890CD 1909CD 1929CD 1969CD	S517	CW14	W5673	B1006	
PK1150 PK1152		644M04800 644M04850 644M04900 644M05000		1909CD 1929CD 1949CD 1988CD	S517	CW14	W5985	B1006	
PK1187 PK1188 PK1189 PK1190		782M04850 782M04900 782M04950 782M05050		1909CS	S517	CW14	W5985	B1006	
PK1762		862M04850		1909CS	S517	CW14	W5985	B1006	
PK1904 PK1905 PK1906 PK1907		879M04850 879M04900 879M04950 879M05050		1909CS 1929CS 1949CS 1988CS	S517	CW14	W6934 48.5-49mm W6992 49.5-50mm	B1006	
		369M04950 369M05000 369M05050		1949CD 1969CD 1988CD	S517	CW17		B1006	
PK1281 PK1282 PK1283		651M05250 651M05300 651M05450		2067CD 2087CD 2146CD	S288	CW14	W5465 52.5-53mm W5668 54.5mm	B1006	3171FA
PK1154 PK1155 PK1156		651M05250 651M05300 651M05450		2067CD 2087CD 2146CD	S288	CW14	W5674 52.5-53mm W5675 54.5mm	B1006	

Racer Elite • 2-Stroke
Racer Elite • 4-Stroke
Off-Rd. • 2-Stroke
Off-Rd. • 4-Stroke
ATV • 2-Stroke
ATV • 4-Stroke
Street Bikes
PWC
Crankshafts
Clutch
Valve Train
Accessories

Model Off-Road • 2-Stroke	Years	Stock Engine Bore x Stroke	Bore Size	Piston Type & Coatings	Cylinder & Machining Requirements
KAWASAKI					
KX100	2014-2018	52.5 x 45.8	52.5 53.0 54.5	Pro-Lite	Deglaze / Hone Bore / Replate Bore / Replate
KX125	1982-1985	56.0 x 50.6	56.0 56.5 57.0		Deglaze / Hone Bore / Replate Bore / Replate
KX125	1986	56.0 x 50.6	56.0 56.5 57.0		Deglaze / Hone Bore / Replate Bore / Replate
KX125	1987	56.0 x 50.6	56.0 56.5 57.0		Deglaze / Hone Bore / Replate Bore / Replate
KX125	1988-1989	56.0 x 50.6	56.0 57.0	Pro-Lite Single Ring	Deglaze / Hone Bore / Replate
KX125	1989	56.0 x 50.6	56.0 56.5 57.0	Pro-Lite Dual Ring	Deglaze / Hone Bore / Replate
KX125	1990	56.0 x 50.6	56.0 56.5 57.0	Pro-Lite	Deglaze / Hone Bore / Replate Bore / Replate
KX125	1991	56.0 x 50.6	56.0 56.5 57.0	Pro-Lite	Deglaze / Hone Bore / Replate Bore / Replate
KX125	1992	54.0 x 54.5	54.0 54.5 55.0	Pro-Lite	Deglaze / Hone Bore / Replate Bore / Replate
KX125	1993	54.0 x 54.5	54.0 54.5 55.0	Pro-Lite	Deglaze / Hone Bore / Replate Bore / Replate
KX125	1994	54.0 x 54.5	54.0 55.0	Pro-Lite	Deglaze / Hone Bore / Replate
KX125	1995-1997	54.0 x 54.5	54.0 54.5 55.0 56.0	Pro-Lite	Deglaze / Hone Bore / Replate Bore / Replate Bore / Replate

PK kits include: Pistons, rings, pins, clips, top end gasket kit, & needle bearing when applicable.
Individual pistons include: Rings, pins & clips (unless noted otherwise).

Top End Kit	Top End Kit Pricing	Single Piston	Single Piston Pricing	Ring Set	Piston Pin	Circlip	Top End Gasket Kit	Top End Bearing	Sleeve
PK1908 PK1909 PK1910		880M05250 880M05300 880M05450		2067CS 2087CS 2146CS	S288	CW14	W6935 52.5-53mm W6936 54.5mm	B1006	
		486M05600 486M05650 486M05700		2205CD 2224CD 2244CD	S270	CW16	W4774 1982 W4034 1983 W4035 1984 W4036 1985	B1008	
		540M05600 540M05650 540M05700		2205CS 2224CS 2244CS	S270	CW16	W4036	B1008	
		555M05600 555M05650		2205CS 2224CS	S514	CW16	W4036	B1008	
		566M05600 566M05700		2205CS 2244CS	S514	CW16	W5118 1988 W5183 1989	B1008	
		578M05600 578M05650		2205CD 2224CD	S514	CW16	W5183	B1008	
		589M05600 589M05650 589M05700		2205CS 2224CS 2244CS	S514	CW16	W5224	B1008	
		603M05600 603M05650 603M05700		2205CS 2224CS 2244CS	S514	CW16	W5266	B1008	
		616M05400 616M05450 616M05500		2126CS 2146CS 2165CS	S514	CW16	W5320	B1008	
		626M05400 626M05450 626M05500		2126CS 2146CS 2165CS	S514	CW16	W5349	B1008	
		640M05400 640M05500		2126CS 2165CS	S467	CW15	W5349	B1013	
		652M05400 652M05450 652M05500 652M05600		2126CS 2146CS 2165CS 2205CS	S467	CW15	W5455	B1013	3331FA 1996-1997

Racer Elite • 2-Stroke
Racer Elite • 4-Stroke
Off-Rd. • 2-Stroke
Off-Rd. • 4-Stroke
ATV • 2-Stroke
ATV • 4-Stroke
Street Bikes
PWC
Crankshafts
Clutch
Valve Train
Accessories

Model Off-Road • 2-Stroke	Years	Stock Engine Bore x Stroke	Bore Size	Piston Type & Coatings	Cylinder & Machining Requirements
KAWASAKI					
KX125	1998	54.0 x 54.5	54.0 56.0	Pro-Lite	Deglaze / Hone Bore / Replate
KX125	1999-2000	54.0 x 54.5	54.0 56.0	Pro-Lite	Deglaze / Hone Bore / Replate
KX125	2001-2002	54.0 x 54.5	54.0 56.0	Pro-Lite	Deglaze / Hone Bore / Replate
KX125	2001-2002	54.0 x 54.5	54.0 58.0	ElectraCoated GP Series ArmorGlide No intake window Pinned on centerline	Deglaze / Hone Bore / Replate
KX125	2003	54.0 x 54.5	54.0 56.0		Deglaze / Hone Bore / Replate
KX125	2004-2008	54.0 x 54.5	54.0 56.0	Pro-Lite	Deglaze / Hone Bore / Replate
KX125	2003-2008	54.0 x 54.5	54.0 58.0	ElectraCoated No intake window Pinned on centerline	Deglaze / Hone Bore / Replate
KX125	1995-2008	54.0 x 54.5	54.0 56.0	Flat Top Conversion No intake window Pinned on centerline	Deglaze / Hone Bore / Replate
KDX175	1980-1982	66.0 x 50.6	66.0 67.0		Deglaze / Hone Bore / Replate
KDX200	1986-1988	66.0 x 58.0	66.0 66.5 67.0 67.5 68.0	Pro-Lite	Deglaze / Hone Bore / Replate Bore / Replate Bore / Replate Bore / Replate
KDX200	1989-1994	66.0 x 58.0	66.0 66.5 67.0 67.5 68.0	Pro-Lite	Deglaze / Hone Bore / Replate Bore / Replate Bore / Replate Bore / Replate

PK kits include: Pistons, rings, pins, clips, top end gasket kit, & needle bearing when applicable.
Individual pistons include: Rings, pins & clips (unless noted otherwise).

Top End Kit	Top End Kit Pricing	Single Piston	Single Piston Pricing	Ring Set	Piston Pin	Circlip	Top End Gasket Kit	Top End Bearing	Sleeve
		719M05400 719M05600		2126CS 2205CS	S467	CW15	W5666	B1013	3337FA
PK1608 PK1609		741M05400 741M05600		2126CS 2205CS	S467	CW15	W5666	B1013	3337FA 1999
PK1502 PK1503		783M05400 783M05600		2126CS 2205CS	S467	CW15	W5901	B1013	
		788M05400 788M05800		2126CS 2284CS	S632	CW15	W6253	B1013	
		822M05400 822M05600		2126CS 2205CS	S467	CW15	W6253	B1013	
PK1603 PK1604		834M05400 834M05600		2126CS 2205CS	S467	CW15	W6253	B1013	
PK1606		788M05400 788M05800		2126CS 2284CS	S632	CW15	W6253	B1013	
		755M05400 755M05600		2126CS 2205CS	S467	CW15	W5455 1995-1997 W5666 1998-2000 W5901 2001-2002 W6253 2003-2008	B1013	
		469M06600 469M06700		2598CD 2638CD	S255	CW16		B1016 1980-1981	
PK1494		711M06600 711M06650 711M06700 711M06750 711M06800		2598CD 2618CD 2638CD 2658CD 2677CD	S255	CW16	W5225	B1008	
PK1496 PK1498		711M06600 711M06650 711M06700 711M06750 711M06800		2598CD 2618CD 2638CD 2658CD 2677CD	S255	CW16	W5252	B1008	

Racer Elite • 2-Stroke
Racer Elite • 4-Stroke
Off-Rd. • 2-Stroke
Off-Rd. • 4-Stroke
ATV • 2-Stroke
ATV • 4-Stroke
Street Bikes
PWC
Crankshafts
Clutch
Valve Train
Accessories

Model Off-Road • 2-Stroke	Years	Stock Engine Bore x Stroke	Bore Size	Piston Type & Coatings	Cylinder & Machining Requirements
KAWASAKI					
KDX200	1995-2006	66.0 x 58.0	66.0 66.5 67.0 67.5 68.0	Pro-Lite	Deglaze / Hone Bore / Replate Bore / Replate Bore / Replate Bore / Replate
KDX220	1998-2005	69.0 x 58.0	69.0 70.0	Pro-Lite	Deglaze / Hone Bore / Replate
KX250 KDX250	1978-1986 1980-1982	70.0 x 64.9	70.0 70.5 71.0 71.5 72.0		Deglaze / Hone Bore / Replate Bore / Replate Bore / Replate Bore / Replate
KDX250	1983-1984	70.0 x 64.9	70.0 70.5 71.0 71.5 72.0		Deglaze / Hone Bore / Replate Bore / Replate Bore / Replate Bore / Replate
KX250	1985-1986	70.0 x 64.9	70.0 70.5 71.0 71.5 72.0		Deglaze / Hone Bore / Replate Bore / Replate Bore / Replate Bore / Replate
KX250	1987	67.4 x 70.0	67.4 68.0 68.5 69.0 69.5	Pro-Lite	Deglaze / Hone Bore / Replate Bore / Replate Bore / Replate Bore / Replate
KX250	1988-1989	67.4 x 70.0	67.4 68.0 68.5 69.0 69.5	Pro-Lite	Deglaze / Hone Bore / Replate Bore / Replate Bore / Replate Bore / Replate
KDX250	1991-1994	67.4 x 70.0	67.4 68.0 68.5	Pro-Lite	Deglaze / Hone Bore / Replate Bore / Replate
KX250	1990-1991	67.4 x 70.0	67.4 68.0 68.5	Pro-Lite	Deglaze / Hone Bore / Replate Bore / Replate
KX250	1992	66.4 x 72.0	66.4 67.0 67.5 68.5	Pro-Lite	Deglaze / Hone Bore / Replate Bore / Replate Bore / Replate
KX250	1992	66.4 x 72.0	66.4	ArmorGlide	Deglaze / Hone
KX250	1993-2001	66.4 x 72.0	66.4 67.0 67.5 68.5	Pro-Lite	Deglaze / Hone Bore / Replate Bore / Replate Bore / Replate

PK kits include: Pistons, rings, pins, clips, top end gasket kit, & needle bearing when applicable.
Individual pistons include: Rings, pins & clips (unless noted otherwise).

Top End Kit	Top End Kit Pricing	Single Piston	Single Piston Pricing	Ring Set	Piston Pin	Circlip	Top End Gasket Kit	Top End Bearing	Sleeve
PK1501		711M06600 711M06650 711M06700 711M06750 711M06800		2598CD 2618CD 2638CD 2658CD 2677CD	S255	CW16	W5456	B1008	
PK1600		750M06900 750M07000		2717CD 2756CD	S259	CW16	W5856	B1008	
		439M07000 439M07050 439M07100 439M07150 439M07200		2756CD 2776CD 2795CD 2815CD 2835CD	S513	CW18	W4899 KX250 1985-1986	B1022	
PK1610 PK1612		439M07000 439M07050 439M07100 439M07150 439M07200		2756CD 2776CD 2795CD 2815CD 2835CD	S513	CW18	W4037 1983-1984	B1022	
PK1619		439M07000 439M07050 439M07100 439M07150 439M07200		2756CD 2776CD 2795CD 2815CD 2835CD	S513	CW18	W4899 1985-1986	B1022	
		556M06740 556M06800 556M06850 556M06900 556M06950		2652CD 2677CD 2697CD 2717CD 2736CD	S508	CW18	W5119	B1022	
		556M06740 556M06800 556M06850 556M06900 556M06950		2652CD 2677CD 2697CD 2717CD 2736CD	S508	CW18	W5119 1987 W5120 1988-1989	B1022	
		607M06740 607M06800 607M06850		2652CD 2677CD 2697CD	S508	CW18	W5758 1989-1994	B1022	
PK1622		607M06740 607M06800 607M06850		2652CD 2677CD 2697CD	S508	CW18	W5275 1990-1991	B1022	
		617M06640 617M06700 617M06750 617M06850		2614CD 2638CD 2658CD 2697CD	S508	CW18	W5321	B1022	
PK1830		737M06640		2614CS	S508	CW18	W5321	B1022	
PK1288 PK1289 PK1290 PK1291		617M06640 617M06700 617M06750 617M06850		2614CD 2638CD 2658CD 2697CD	S508	CW18	W5350	B1022	3289FA 1998-1999 3407FA 2000-2001

Racer Elite • 2-Stroke
Racer Elite • 4-Stroke
Off-Rd. • 2-Stroke
Off-Rd. • 4-Stroke
ATV • 2-Stroke
ATV • 4-Stroke
Street Bikes
PWC
Crankshafts
Clutch
Valve Train
Accessories

Model <i>Off-Road • 2-Stroke</i>	Years	Stock Engine Bore x Stroke	Bore Size	Piston Type & Coatings	Cylinder & Machining Requirements
KAWASAKI					
KX250	1993-2001	66.4 x 72.0	66.4		Deglaze / Hone
KX250	2002-2003	66.4 x 72.0	66.4 67.5	Pro-Lite	Deglaze / Hone Bore / Replate
KX250	2004	66.4 x 72.0	66.4 67.5		Deglaze / Hone Bore / Replate
KX250	2005-2008	66.4 x 72.0	66.4 68.5	Pro-Lite	Deglaze / Hone Bore / Replate
KX250	2005-2008	66.4 x 72.0	66.4	ElectraCoated GP Series ArmorGlide	Deglaze / Hone
KX250 300cc Big Bore <i>Cylinder, cylinder head, and powervalue modifications required</i>	1993-2008	66.4 x 72.0	72.0	ElectraCoated ArmorGlide TiN Coated Ring	Bore / Replate
KX500	1988	86.0 x 86.0	86.0 86.5 87.0 87.5 88.0		Deglaze / Hone Bore / Replate Bore / Replate Bore / Replate Bore / Replate
KX500	1989-1990	86.0 x 86.0	86.0 86.5 87.0 87.5 88.0		Deglaze / Hone Bore / Replate Bore / Replate Bore / Replate Bore / Replate
KX500	1991-2004	86.0 x 86.0	86.0 86.5 87.0 87.5 88.0		Deglaze / Hone Bore / Replate Bore / Replate Bore / Replate Bore / Replate
LEM					
LEM (with Reed Moto Morini engine) <i>1535CDM rings required standard Chrome Bore</i>	All	39.0 x 41.7	39.0 41.0	Pro-Lite	Deglaze / Hone Bore / Replate
KTM					
KTM (with Reed Moto Morini engine) <i>1535CDM rings required standard Chrome Bore</i>	All	39.0 x 41.7	39.0 41.0	Pro-Lite	Deglaze / Hone Bore / Replate
50 Mini Adventure	2002-2008	39.5 x 40.0	39.5 41.5	Pro-Lite	Deglaze / Hone Bore / Replate

PK kits include: Pistons, rings, pins, clips, top end gasket kit, & needle bearing when applicable.
Individual pistons include: Rings, pins & clips (unless noted otherwise).

Top End Kit	Top End Kit Pricing	Single Piston	Single Piston Pricing	Ring Set	Piston Pin	Circlip	Top End Gasket Kit	Top End Bearing	Sleeve
		737M06640		2614CS	S508	CW18	W5350	B1022	3289FA 1998-1999 3407FA 2000-2001
PK1504		799M06640 799M06750		2614CD 2658CD	S508	CW18	W5350 2002-2003	B1022	
		799M06640 799M06750		2614CD 2658CD	S508	CW18	W6252 66.4mm W6354 67.5mm	B1022	
PK1379 PK1380		843M06640 843M06850		2614CD 2697CD	S508	CW18	W6324	B1022	
		844M06640		2614CS	S508	CW18	W6324	B1022	
		878M07200		2835CD	S508	CW18		B1022	
		575M08600 575M08650 575M08700 575M08750 575M08800		3386TD 3405TD 3425TD 3445TD 3465TD	S376	CW19	W5121	B1036	
		575M08600 575M08650 575M08700 575M08750 575M08800		3386TD 3405TD 3425TD 3445TD 3465TD	S376	CW19	W5276	B1036	
PK1629 PK1630 PK1632		575M08600 575M08650 575M08700 575M08750 575M08800		3386TD 3405TD 3425TD 3445TD 3465TD	S376	CW19	W5277	B1036	
		698M03900 698M04100		1535CDM 1614CD	S563	CW12	W5755	B1041	
		698M03900 698M04100		1535CDM 1614CD	S563	CW12	W5755	B1041	
PK1640		803M03950 803M04150		1555CS 1634CS	S563	CW12	W6256	B1041	

Racer Elite • 2-Stroke
Racer Elite • 4-Stroke
Off-Rd. • 2-Stroke
Off-Rd. • 4-Stroke
ATV • 2-Stroke
ATV • 4-Stroke
Street Bikes
PWC
Crankshafts
Clutch
Valve Train
Accessories

Model Off-Road • 2-Stroke	Years	Stock Engine Bore x Stroke	Bore Size	Piston Type & Coatings	Cylinder & Machining Requirements
KTM continued					
50 SX	2001-2008	39.5 x 40.0	39.5 41.5	Pro-Lite	Deglaze / Hone Bore / Replate
50 SX	2009-2018	39.5 x 40.0	39.5	Pro-Lite	Deglaze / Hone Bore / Replate
65 SX 65 XC Pro Jr Pro Sr	1999-2008	45.0 x 40.0	45.0 47.0	Pro-Lite	Deglaze / Hone Bore / Replate
65 SX 65 XC	2009-2018	45.0 x 40.8	45.0 47.0	Pro-Lite	Deglaze / Hone Bore / Replate
85 SX 85 XC	2003-2012	47.0 x 49.0	47.0 52.0	ArmorGlide	Deglaze / Hone
85 SX 85 XC <i>Note: Must use 105cc cylinder for 52mm</i>	2013-2018	47.0 x 49.0	47.0 52.0	ArmorGlide	Deglaze / Hone Cylinder Required
105 SX	2004-2011	47.0 x 49.0	47.0 52.0	ArmorGlide	Deglaze / Hone
125 SX	1987-1993	54.25 x 54.0	54.25	Pro-Lite	Deglaze / Hone
125 SX	1998-2000	54.25 x 54.0	54.25 56.25	Pro-Lite	Deglaze / Hone Bore / Replate
125 SX	2001	54.0 x 54.5	54.0 56.0	Pro-Lite	Deglaze / Hone Bore / Replate
125 SX <i>Crankcase clearance required for 57mm and larger</i>	2001	54.0 x 54.0	54.0 56.0 58.0	ElectraCoated GP Series ArmorGlide TiN Coated Ring	Deglaze / Hone Bore / Replate Bore / Replate Crankcase Machining
125 SX	2002-2006	54.0 x 54.5	54.0 56.0	Pro-Lite ArmorGlide	Deglaze / Hone Bore / Replate
125 SX <i>Crankcase clearance required for 57mm and larger</i>	2002-2006	54.0 x 54.5	54.0 56.0 58.0	ElectraCoated GP Series ArmorGlide TiN Coated Ring	Deglaze / Hone Bore / Replate Bore / Replate Crankcase Machining
125 SX	2002-2006	54.0 x 54.5	54.0	ElectraCoated GP Series ArmorGlide	Deglaze / Hone

PK kits include: Pistons, rings, pins, clips, top end gasket kit, & needle bearing when applicable.
Individual pistons include: Rings, pins & clips (unless noted otherwise).

Top End Kit	Top End Kit Pricing	Single Piston	Single Piston Pricing	Ring Set	Piston Pin	Circlip	Top End Gasket Kit	Top End Bearing	Sleeve
PK1642 PK1643		803M03950 803M04150		1555CS 1634CS	S563	CW12	W6259	B1041	
PK1920		874M03950 877M04150		1555CS 1634CS	S563	CW12	W6904	B1041	
PK1514 PK1515		746M04500 746M04700		1772CS 1850CS	S595	CW12	W6259	B1042	
PK1882		864M04500 864M04700		1772CS 1850CS	S595	CW12	W6810	B1042	
PK1639		855M04700		1850CS	S517	CW14	W6348	B1012	
PK1921 2013-2017		855M04700 855M05200 2013-2018		1850CS 2047CS	S517	CW14	W6943 2013-2017 W6994 2018	B1012	
PK1644		855M05200		2047CS	S517	CW14	W6659	B1012	
		627M05425		2136CD	S467	CW15	W5665	B1013	
		740M05425 740M05625		2136CS 2215CS	S467	CW15	W5760	B1013	
		786M05400 786M05600		2126CS 2205CS	S467	CW15	W5760	B1013	
		836M05400 836M05600 836M05800		2126CS 2205CS 2284CS	S632	CW15	W5760	B1013	
PK1512 PK1513		786M05400 786M05600		2126CS 2205CS	S467	CW15	W5972	B1013	
		836M05400 836M05600 836M05800		2126CS 2205CS 2284CS	S632	CW15	W5972	B1013	
PK1450		868M05400		2126CD	S632	CW15	W5972	B1013	

Racer Elite • 2-Stroke
Racer Elite • 4-Stroke
Off-Rd. • 2-Stroke
Off-Rd. • 4-Stroke
ATV • 2-Stroke
ATV • 4-Stroke
Street Bikes
PWC
Crankshafts
Clutch
Valve Train
Accessories

Model Off-Road • 2-Stroke	Years	Stock Engine Bore x Stroke	Bore Size	Piston Type & Coatings	Cylinder & Machining Requirements
KTM					
125 SX 125 EXC 125 XC-W	2007-2018 2009-2016 2017-2018	54.0 x 54.5	54.0 56.0	Pro-Lite ArmorGlide	Deglaze / Hone Bore / Replate
125 SX 125 EXC 125 XC-W	2007-2018 2009-2016 2017-2018	54.0 X 54.5	54.0	ElectraCoated GP Series ArmorGlide	Deglaze / Hone
144 SX 150 SX	2008 2009-2015	56.0 x 58.5	56.0	ArmorGlide	Deglaze / Hone
150 SX 150 XC-W	2016-2018 2017-2018	58.0 x 54.5	58.0	ElectraCoated GP Series ArmorGlide TiN Coated Ring	Deglaze / Hone
200 EXC 200 MXC	1998-2002 1998-2002	64.0 x 60.0	64.0 65.0 66.0	Pro-Lite ArmorGlide	Deglaze / Hone Bore / Replate Bore / Replate
200 EXC 200 XC	2003-2016	64.0 x 60.0	64.0 65.0 66.0	Pro-Lite ArmorGlide	Deglaze / Hone Bore / Replate Bore / Replate
200 SX	2003-2005	64.0 x 60.0	64.0	Pro-Lite	Deglaze / Hone
250	1977-1982	72.5 x 60.0	72.5	ArmorGlide	Deglaze / Hone
250 GS 250 SX	1990-1994	67.5 x 69.5	67.5 68.0	ArmorGlide	Deglaze / Hone Bore & Hone
250 SX	1995	67.5 x 69.5	67.5	Pro-Lite	Deglaze / Hone
250 SX 250 EXC 250 MXC	1996-1999	67.5 x 69.5	67.5	Pro-Lite	Deglaze / Hone
250 EXC 250 MXC	2000-2005	66.4 x 72.0	66.4	Pro-Lite	Deglaze / Hone
250 SX	2000-2002	66.4 x 72.0	66.4	Pro-Lite	Deglaze / Hone
250 SX	2003-2006	66.4 x 72.0	66.4	ElectraCoated ArmorGlide TiN Coated Ring	Deglaze / Hone

PK kits include: Pistons, rings, pins, clips, top end gasket kit, & needle bearing when applicable.
Individual pistons include: Rings, pins & clips (unless noted otherwise).

Top End Kit	Top End Kit Pricing	Single Piston	Single Piston Pricing	Ring Set	Piston Pin	Circlip	Top End Gasket Kit	Top End Bearing	Sleeve
PK1914 PK1868 2014-2015		786M05400 786M05600		2126CS 2205CS	S467	CW15	W6633 2014-2015 W6983 2016-2017	B1013	
PK1915 2014-2015		868M05400		2126CD	S632	CW15	W6633 2014-2015 W6983 2016-2017	B1013	
PK1871		869M05600		2205CS	S632	CW15	W6633	B1013	
PK1926		881M05800		2284CD	S632	CW15		B1013	
PK1369		770M06400 770M06500 770M06600		2520CD 2559CD 2598CD	S486	CW16	W5907	B1082	
PK1373		770M06400 770M06500 770M06600		2520CD 2559CD 2598CD	S486	CW16	W6141	B1082	
PK1407		825M06400		2520CS	S486	CW16	W6141	B1082	
		10892M07250		2854CS	S280	CW18			
		601M06750 601M06800		2658CD 2677CD	S459	CW18	W5327	B1037	
		655M06750		2658CD	S459	CW18	W5327 \$42.68	B1037	
PK1765		694M06750		2658CD	S459	CW18	W5327	B1037	
		857M06640		2614CD	S508	CW18	W5908 2000-2003	B1037	
		774M06640		2614CS	S508	CW18	W5908	B1037	
PK1869		824M06640		2614CS	S508	CW18	W6144	B1037	

Racer Elite • 2-Stroke
Racer Elite • 4-Stroke
Off-Rd. • 2-Stroke
Off-Rd. • 4-Stroke
ATV • 2-Stroke
ATV • 4-Stroke
Street Bikes
PWC
Crankshafts
Clutch
Valve Train
Accessories

Model Off-Road • 2-Stroke	Years	Stock Engine Bore x Stroke	Bore Size	Piston Type & Coatings	Cylinder & Machining Requirements
KTM					
250 SX	2003-2006	66.4 x 72.0	66.4 68.5	Pro-Lite	Deglaze / Hone Bore / Replate
250 SX 250 EXC 250 XC 250 XC-W 250 EXC TPI	2007-2018	66.4 x 72.0	66.4	Pro-Lite	Deglaze / Hone
250 SX 250 EXC 250 XC 250 XC-W 250 EXC TPI	2007-2018	66.4 x 72.0	66.4	ElectraCoated ArmorGlide	Deglaze / Hone
Freeride 250R	2014-2017	66.4 x 72.0	66.4	Pro-Lite	Deglaze / Hone
250 SX 300cc Big Bore <i>NOTE: Cylinder, cylinder head, and powervalve modifications required</i>	2003-2016	66.4 x 72.0	72.0	ElectraCoated ArmorGlide	Bore / Replate
300 EXC	1991-1994	72.0 x 73.0	72.0 72.5 73.0	Pro-Lite	Deglaze / Hone Bore / Replate Bore / Replate
300 EXC	1996-2003	72.0 x 73.0	72.0 72.5 73.0	Pro-Lite	Deglaze / Hone Bore / Replate Bore / Replate
300 EXC 300 MXC	2004	72.0 x 73.0	72.0	Pro-Lite	Deglaze / Hone
300 EXC 300 MXC 300 XC 300 XC-W	2005 2005 2006-2007 2006-2007	72.0 x 73.0	72.0	Pro-Lite	Deglaze / Hone
300 EXC 300 XC-W	2008-2016	72.0 x 73.0	72.0	Pro-Lite	Deglaze / Hone
300 EXC	2017	72.0 x 73.0	72.0	Pro-Lite	Deglaze / Hone
300 EXC TPI Transfer Port Induction model only	2018	72.0 x 73.0	72.0	ElectraCoated ArmorGlide	Deglaze / Hone
350 GS 360 GS	1986-1994 1989	75.0 x 81.0	75.0		Deglaze / Hone
360 SX	1996-1997	78.0 x 74.0	78.0	Pro-Lite	Deglaze / Hone
380 SX 380 EXC	1998-2002	78.0 x 77.0	78.0 79.0	Pro-Lite	Deglaze / Hone Bore & Hone

PK kits include: Pistons, rings, pins, clips, top end gasket kit, & needle bearing when applicable.
Individual pistons include: Rings, pins & clips (unless noted otherwise).

Top End Kit	Top End Kit Pricing	Single Piston	Single Piston Pricing	Ring Set	Piston Pin	Circlip	Top End Gasket Kit	Top End Bearing	Sleeve
		856M06640 856M06850		2614CD 2697CD	S508	CW18	W6144	B1037	
PK1883 2007-2016		856M06640 856M06850 2007-2018		2614CD 2697CD	S508	CW18	W6622 2014-2016 W6979 2017-2018	B1037 2007-18	
PK1884 2007-2016		824M06640 2007-2018		2614CS	S508	CW18	W6622 2014-2016 W6979 2017-2018	B1037 2007-18	
		856M06640		2614CD	S508	CW18		B1037	
		878M07200		2835CD	S508	CW18		B1037	
		631M07200 631M07250 631M07300		2835CD 2854CD 2874CD	S477	CW18	W5328	B1037	
PK1636		712M07200 712M07250 712M07300		2835CD 2854CD 2874CD	S477	CW18	W5328	B1037	
PK1408		858M07200		2835CD	S477	CW18	W6352	B1037	
PK1409		858M07200		2835CD	S477	CW18	W6358	B1037	
PK1870		858M07200		2835CD	S477	CW18	W6622	B1037	
		882M07200		2835CD	S513	CW18	W6979	B1037	
		883M07200		2835CD	S513	CW18	W6979	B1037	
		7985M07500		2953TD	S423	CW20			
		747M07800		3071TD	S511	CW18	W5694	B1037	
PK1638		748M07800 748M07900		3071TD 3110TD	S511	CW18	W5694	B1037	

Racer Elite • 2-Stroke
Racer Elite • 4-Stroke
Off-Rd. • 2-Stroke
Off-Rd. • 4-Stroke
ATV • 2-Stroke
ATV • 4-Stroke
Street Bikes
PWC
Crankshafts
Clutch
Valve Train
Accessories

Model <i>Off-Road • 2-Stroke</i>	Years	Stock Engine Bore x Stroke	Bore Size	Piston Type & Coatings	Cylinder & Machining Requirements
POLINI					
Works	1999-2011	40.2 x 39.3	40.2		Deglaze / Hone
XP65R	2006-2008	45.0 x 40.8	45.0		Deglaze / Hone
ROTAX					
Rotax 250	1996-2001	67.5 x 69.8	67.5 68.0	Pro-Lite	Deglaze / Hone
SUZUKI					
JR50	1978-2006	41.0 x 37.8	41.0 41.5 42.0 42.5 43.0		Deglaze / Hone Bore & Hone Bore & Hone Bore & Hone Bore & Hone
RM60	2003	43.0 x 41.6	43.0 43.5 44.0 45.0		Deglaze / Hone Bore / Replate Bore / Replate Bore / Replate
RM65	2003-2005	44.5 x 41.6	44.5 45.0 46.5		Deglaze / Hone Bore / Replate Bore / Replate
RM65	2003-2005	44.5 x 41.6	44.5	ElectraCoated GP Series ArmorGlide TiN Coated Ring	Deglaze / Hone
RM80 DS80	1977-1981 1978-2000	49.0 x 42.0	49.0 49.5 50.0 50.5 51.0		Deglaze / Hone Bore & Hone Bore & Hone Bore & Hone Bore & Hone
RM80	1983-1985	49.0 x 44.0	49.0 50.0 50.5 51.0		Deglaze / Hone Bore & Hone Bore & Hone Bore & Hone
RM80	1986-1987	47.5 x 46.8	47.5 49.0 49.5		Deglaze / Hone Bore & Hone Bore & Hone
RM80	1989-1990	47.5 x 46.8	47.5 48.0 48.5		Deglaze / Hone Bore & Hone Bore & Hone
RM80 <i>Power Valve must be modified for 48mm and larger</i>	1991-2001	47.5 x 46.8	47.5 48.0 48.5 49.0 49.5	Pro-Lite	Deglaze / Hone Bore / Replate Bore / Replate Bore / Replate Bore / Replate

PK kits include: Pistons, rings, pins, clips, top end gasket kit, & needle bearing when applicable.
Individual pistons include: Rings, pins & clips (unless noted otherwise).

Top End Kit	Top End Kit Pricing	Single Piston	Single Piston Pricing	Ring Set	Piston Pin	Circlip	Top End Gasket Kit	Top End Bearing	Sleeve
		819M04020		1585CS	S634	CW12			
		863M04500		1772CS	S595	CW12			
		701M06750		2658CS 2677CS	S477	CW18	W5566	B1003	
PK1665 PK1666 PK1667		826M04100 826M04150 826M04200 826M04250 826M04300		1614CD 1634CD 1654CD 1674CD 1693CD	S563	CW12	W6207	B1000	
PK1506		648M04300 648M04350 648M04400 648M04500		1693CD 1713CD 1732CD 1772CD	S595	CW12	W5422	B1043	
PK1177 PK1178 PK1179		752M04450 752M04500 752M04650		1752CD 1772CD 1830CD	S595	CW12	W5932 44.5mm W5889 45-46.5mm	B1043	3402FA
		861M04450		1752CS	S595	CW12	W5932	B1043	
		456M04900 456M04950 456M05000 456M05050 456M05100		1929CD 1949CD 1969CD 1988CD 2008CD	S538	CW12		B1000	
		497M04900 497M05000 497M05050 497M05100		1929CD 1969CD 1988CD 2008CD	S288	CW14	W4040	B1012	
		542M04750 542M04900 542M04950		1869CS 1890CS	S288	CW14	W4900	B1012	
		579M04750 579M04800 579M04850		1869CS 1890CS 1909CS	S288	CW14	W5164	B1012	
PK1521 PK1523 PK1525 PK1527 PK1528		645M04750 645M04800 645M04850 645M04900 645M04950		1869CS 1890CS 1909CS 1929CS 1949CS	S517	CW14	W5261	B1012	

Racer Elite • 2-Stroke
Racer Elite • 4-Stroke
Off-Rd. • 2-Stroke
Off-Rd. • 4-Stroke
ATV • 2-Stroke
ATV • 4-Stroke
Street Bikes
PWC
Crankshafts
Clutch
Valve Train
Accessories

Model Off-Road • 2-Stroke	Years	Stock Engine Bore x Stroke	Bore Size	Piston Type & Coatings	Cylinder & Machining Requirements
SUZUKI					
RM80 <i>International Bore - Not available in U.S.</i>	1991-2001	46.5 x 46.8	46.5	Pro-Lite	Deglaze / Hone
RM85 <i>Crankcase clearance required 50mm and larger</i>	2002-2018	48.0 x 46.8	48.0 48.5 49.0 50.0	Pro-Lite	Deglaze / Hone Bore / Replate Bore / Replate Bore / Replate Crankcase Machining
RM85 <i>Crankcase clearance required</i>	2002-2018	48.0 x 46.8	52.00 53.0	Supermini ArmorGlide TiN Coated Ring	Bore / Replate Bore / Replate Crankcase Machining
RM100	2003-2005	52.5 x 46.8	52.5 53.0 54.5	Pro-Lite	Deglaze / Hone Bore / Replate Bore / Replate
125DS	1979-1981	56.0	56.0		Deglaze / Hone
125TS	1979-1981	x	57.0		Bore & Hone
125TC	1970-1978	50.0	58.0		Bore & Hone
RV125	1973-1977				
RM125	1977-1980	54.0 x 54.0	54.0 54.5 55.0 55.5 56.0		Deglaze / Hone Bore & Hone Bore & Hone Bore & Hone Bore & Hone
RM125	1981-1984	54.0 x 54.0	54.0 54.5 55.0 55.5 56.0		Deglaze / Hone Bore & Hone Bore & Hone Bore & Hone Bore & Hone
RM125	1985-1986	54.0 x 54.0	54.0 54.5 55.0 55.5 56.0		Deglaze / Hone Bore & Hone Bore & Hone Bore & Hone Bore & Hone
RM125	1987	54.0 x 54.0	54.0 55.0 56.0	Pro-Lite	Deglaze / Hone Bore & Hone Bore & Hone
RM125	1988	54.0 x 54.0	55.0 56.0	Pro-Lite	Bore & Hone Bore & Hone
RM125	1989	54.0 x 54.0	54.0 54.5 55.0 55.5 56.0	Pro-Lite	Deglaze / Hone Bore / Replate Bore / Replate Bore / Replate Bore / Replate
RM125	1990	54.0 x 54.0	54.0 54.5 55.0 55.5 56.0	Pro-Lite	Deglaze / Hone Bore / Replate Bore / Replate Bore / Replate Bore / Replate

PK kits include: Pistons, rings, pins, clips, top end gasket kit, & needle bearing when applicable.
Individual pistons include: Rings, pins & clips (unless noted otherwise).

Top End Kit	Top End Kit Pricing	Single Piston	Single Piston Pricing	Ring Set	Piston Pin	Circlip	Top End Gasket Kit	Top End Bearing	Sleeve
		670M04650		1830CS	S517	CW14	W5261	B1012	
PK1206 PK1207 PK1208 PK1209		806M04800 806M04850 806M04900 806M05000		1890CS 1909CS 1929CS 1969CS	S288	CW14	W5980	B1012	
PK1210 PK1838		806M05200 806M05300		2047CS 2087CS	S288	CW14	W5980	B1012	
PK1154 PK1155 PK1156		651M05250 651M05300 651M05450		2067CD 2087CD 2146CD	S288	CW14	W5674 52.5-53mm W5675 54.5mm	B1006	3171FA
		449M05600 449M05700 449M05800		2205CD 2244CD 2284CD	S394	CW14		B1018	
		432M05400 432M05450 432M05500 432M05550 432M05600		2126CD 2146CD 2165CD 2185CD 2205CD	S394	CW14		B1018	
		511M05400 511M05450 511M05500 511M05550 511M05600		2126CD 2146CD 2165CD 2185CD 2205CD	S485	CW14	W4042 1983 W4043 1984	B1018	
		519M05400 519M05450 519M05500 519M05550 519M05600		2126CD 2146CD 2165CD 2185CD 2205CD	S485	CW14	W4043 1985	B1018	
		557M05400 557M05500 557M05600		2126CS 2165CS 2205CS	S288	CW14	W5127	B1018	
		568M05500 568M05600		2165CS 2205CS	S467	CW15	W5127	B1013	
PK1308		641M05400 641M05450 641M05500 641M05550 641M05600		2126CS 2146CS 2165CS 2185CS 2205CS	S467	CW15	W5165	B1013	
PK1313		641M05400 641M05450 641M05500 641M05550 641M05600		2126CS 2146CS 2165CS 2185CS 2205CS	S467	CW15	W5316	B1013	

Racer Elite • 2-Stroke
Racer Elite • 4-Stroke
Off-Rd. • 2-Stroke
Off-Rd. • 4-Stroke
ATV • 2-Stroke
ATV • 4-Stroke
Street Bikes
PWC
Crankshafts
Clutch
Valve Train
Accessories

Model Off-Road • 2-Stroke	Years	Stock Engine Bore x Stroke	Bore Size	Piston Type & Coatings	Cylinder & Machining Requirements
SUZUKI					
RM125	1990-1996	54.0 x 54.5	54.0 56.0	Flat Top Conversion No Intake Window Pinned on Centerline	Deglaze / Hone Bore / Replate
RM125	1991-1996	54.0 x 54.0	54.0 54.3 54.5 54.8 55.0	Pro-Lite	Deglaze / Hone Bore / Replate Bore / Replate Bore / Replate Bore / Replate
RM125	1997-1999	54.0 x 54.0	54.0 54.3 54.5 54.8 55.0	Pro-Lite	Deglaze / Hone Bore / Replate Bore / Replate Bore / Replate Bore / Replate
RM125	2000-2003	54.0 x 54.5	54.0 54.5 55.0 55.5 56.0	Pro-Lite	Deglaze / Hone Bore / Replate Bore / Replate Bore / Replate Bore / Replate
RM125	2000-2003	54.0 x 54.5	54.0	ElectraCoated GP Series No Intake Window Pinned on Centerline	Deglaze / Hone
RM125	2000-2003	54.0 x 54.5	54.0 56.0	Flat Top Conversion No Intake Window Pinned on Centerline	Deglaze / Hone Bore / Replate
RM125	2004-2010	54.0 x 54.5	54.0 56.0	Pro-Lite	Deglaze / Hone Bore / Replate
RM125	2004-2010	54.0 x 54.5	54.0 56.0 58.0	ElectraCoated GP Series ArmorGlide No Intake Window Pinned on Centerline	Deglaze / Hone Bore / Replate Bore / Replate
PE175	1980-1984	62.0 x 57.0	62.0 62.5 63.0 63.5 64.0		Deglaze / Hone Bore & Hone Bore & Hone Bore & Hone Bore & Hone
DS185 TC185 TS185	1978-1980 1974-1977 1971-1981	64.0 x 57.0	64.0 64.5 65.0 65.5		Deglaze / Hone Bore & Hone Bore & Hone Bore & Hone
DS250 RL250 TM250 TS250	1980 1974-1975 1973-1975 1973-1981	70.0 x 64.0	70.0 70.5 71.0 71.5 72.0		Deglaze / Hone Bore & Hone Bore & Hone Bore & Hone Bore & Hone
RM250 PE250	1977-1981 1977-1981	67.0 x 70.0	67.0 67.5 68.0 68.5 69.0		Deglaze / Hone Bore & Hone Bore & Hone Bore & Hone Bore & Hone

PK kits include: Pistons, rings, pins, clips, top end gasket kit, & needle bearing when applicable.
Individual pistons include: Rings, pins & clips (unless noted otherwise).

Top End Kit	Top End Kit Pricing	Single Piston	Single Piston Pricing	Ring Set	Piston Pin	Circlip	Top End Gasket Kit	Top End Bearing	Sleeve
PK1774		755M05400 755M05600		2126CS 2205CS	S467	CW15	W6385	B1013	
PK1318 PK1319 PK1320 PK1321		641M05400 641M05450 641M05500 641M05550 641M05600		2126CS 2146CS 2165CS 2185CS 2205CS	S467	CW15	W6384	B1013	
PK1137 PK1138 PK1139 PK1141		641M05400 641M05450 641M05500 641M05550 641M05600		2126CS 2146CS 2165CS 2185CS 2205CS	S467	CW15	W6385	B1013	3299FA 1998-1999
PK1180 PK1181 PK1182 PK1184		754M05400 754M05450 754M05500 754M05550 754M05600		2126CS 2146CS 2165CS 2185CS 2205CS	S467	CW15	W6385	B1013	3425FA
		764M05400		2126CS	S632	CW15	W6385	B1013	3425FA
PK1774		755M05400 755M05600		2126CS 2205CS	S467	CW15	W6385	B1013	3425FA
PK1377 PK1378		835M05400 835M05600		2126CS 2205CS	S632	CW15	W6254	B1013	
PK1410 PK1411 PK1412		836M05400 836M05600 836M05800		2126CS 2205CS 2284CS	S632	CW15	W6254	B1013	
		490M06200 490M06250 490M06300 490M06350 490M06400		2441CD 2461CD 2480CD 2500CD 2520CD	S255	CW16		B1008	
		176M06400 176M06450 176M06500 176M06550		2520CD 2539CD 2559CD 2579CD	S256	CW16		B1008	
		380M07000 380M07050 380M07100 380M07150 380M07200		2756CD 2776CD 2795CD 2815CD 2835CD	S343	CW18		B1002	
		405M06700 405M06750 405M06800 405M06850 405M06900		2638CD 2658CD 2677CD 2697CD 2717CD	S524	CW18	W6583 1977-1980 RM250 Only	B1014	

Racer Elite • 2-Stroke
Racer Elite • 4-Stroke
Off-Rd. • 2-Stroke
Off-Rd. • 4-Stroke
ATV • 2-Stroke
ATV • 4-Stroke
Street Bikes
PWC
Crankshafts
Clutch
Valve Train
Accessories

Model Off-Road • 2-Stroke	Years	Stock Engine Bore x Stroke	Bore Size	Piston Type & Coatings	Cylinder & Machining Requirements
SUZUKI					
RM250	1982-1985	70.0 x 64.0	70.0 70.5 71.0 71.5 72.0		Deglaze / Hone Bore & Hone Bore & Hone Bore & Hone Bore & Hone
RM250	1986	67.0 x 70.0	67.0 67.5 68.0 68.5		Deglaze / Hone Bore & Hone Bore & Hone Bore & Hone
RM250	1987-1988	67.0 x 70.0	67.0 68.0 69.0	Pro-Lite	Deglaze / Hone Bore / Replate Bore / Replate
RM250	1989	67.0 x 70.8	67.0 67.5 68.0 69.0	Pro-Lite	Deglaze / Hone Bore / Replate Bore / Replate Bore / Replate
RM250	1990	67.0 x 70.8	67.0 67.5 68.0 69.0	Pro-Lite	Deglaze / Hone Bore / Replate Bore / Replate Bore / Replate
RM250	1991	67.0 x 70.8	67.0 67.5 68.0 69.0	Pro-Lite	Deglaze / Hone Bore / Replate Bore / Replate Bore / Replate
RM250	1992-1993	67.0 x 70.8	67.0 67.5 68.0 69.0	Pro-Lite	Deglaze / Hone Bore / Replate Bore / Replate Bore / Replate
RM250	1994-1995	67.0 x 70.8	67.0 67.5 68.0 69.0	Pro-Lite	Deglaze / Hone Bore / Replate Bore / Replate Bore / Replate
RM250	1996-1997	66.4 x 72.0	66.4	Pro-Lite	Deglaze / Hone
RM250	1998	66.4 x 72.0	66.4 68.5	Pro-Lite	Deglaze / Hone Bore / Replate
RM250	1999	66.4 x 72.0	66.4 68.5	Pro-Lite	Deglaze / Hone Bore / Replate
RM250	2000-2002	66.4 x 72.0	66.4 68.5	Pro-Lite	Deglaze / Hone Bore / Replate
RM250	2003-2010	66.4 x 72.0	66.4 67.0 67.5	Pro-Lite	Deglaze / Hone Bore / Replate Bore / Replate

PK kits include: Pistons, rings, pins, clips, top end gasket kit, & needle bearing when applicable.
Individual pistons include: Rings, pins & clips (unless noted otherwise).

Top End Kit	Top End Kit Pricing	Single Piston	Single Piston Pricing	Ring Set	Piston Pin	Circlip	Top End Gasket Kit	Top End Bearing	Sleeve
		485M07000 485M07050 485M07100 485M07150 485M07200		2756CS 2776CS 2795CS 2815CS 2835CS	S343	CW18	W4045 1983 W4046 1984-1985	B1014	
		543M06700 543M06750 543M06800 543M06850		2638CS 2658CS 2677CS 2697CS	S524	CW18	W4902	B1014	
		558M06700 558M06800 558M06900		2638CS 2677CS 2717CS	S459	CW18	W5129	B1014	
PK1142 PK1143		642M06700 642M06750 642M06800 642M06900		2638CD 2658CD 2677CD 2717CD	S459	CW18	W5166	B1014	
		642M06700 642M06750 642M06800 642M06900		2638CD 2658CD 2677CD 2717CD	S459	CW18	W5278	B1014	
PK1327 PK1329		642M06700 642M06750 642M06800 642M06900		2638CD 2658CD 2677CD 2717CD	S459	CW18	W5262	B1014	
PK1331		642M06700 642M06750 642M06800 642M06900		2638CD 2658CD 2677CD 2717CD	S459	CW18	W5664	B1014	
PK1335		642M06700 642M06750 642M06800 642M06900		2638CD 2658CD 2677CD 2717CD	S459	CW18	W5431	B1014	
		681M06640		2614CD	S508	CW18	W5518	B1014	
		723M06640 723M06850		2614CD 2697CD	S508	CW18	W5518	B1014	
PK1775		743M06640 743M06850		2614CD 2697CD	S508	CW18	W5741	B1014	
PK1551 2001-2002		756M06640 756M06850		2614CD 2697CD	S508	CW18	W5741 2000 W5899 2001-2002	B1014	3306FA
PK1211 PK1212 PK1213		823M06640 823M06700 823M06750		2614CD 2638CD 2658CD	S508	CW18	W6111	B1014	

Racer Elite • 2-Stroke
Racer Elite • 4-Stroke
Off-Rd. • 2-Stroke
Off-Rd. • 4-Stroke
ATV • 2-Stroke
ATV • 4-Stroke
Street Bikes
PWC
Crankshafts
Clutch
Valve Train
Accessories

Model Off-Road • 2-Stroke	Years	Stock Engine Bore x Stroke	Bore Size	Piston Type & Coatings	Cylinder & Machining Requirements
SUZUKI					
RM250 <i>NOTE: Cylinder, cylinder head, and povervalve modifications required</i>	2003-2010	66.4 x 72.0	72.0	ElectraCoated ArmorGlide TiN Coated Ring	Bore / Replate
RMX250	1989-1992	67.0 x 70.8	67.0 67.5 68.0 69.0	Pro-Lite	Deglaze / Hone Bore / Replate Bore / Replate Bore / Replate
RMX250	1993-1999	67.0 x 70.8	67.0 67.5 68.0 69.0	Pro-Lite	Deglaze / Hone Bore / Replate Bore / Replate Bore / Replate
YAMAHA					
PW50	1985-1987 1990-2017	40.0 x 39.2	40.0 40.5 41.0 41.5 42.0		Deglaze / Hone Bore & Hone Bore & Hone Bore & Hone Bore & Hone
MX80 TY80 GT1	1980-1982 1974-1975 1973-1975	47.0 x 42.0	47.0 47.5 48.0 48.5		Deglaze / Hone Bore & Hone Bore & Hone Bore & Hone
PW80 BW80	1991-2006 1986-1990	47.0 x 45.6	47.0 47.5 48.0 48.5 49.0		Deglaze / Hone Bore & Hone Bore & Hone Bore & Hone Bore & Hone
YZ80	1974-1975	47.0 x 42.0	47.0 47.5 48.0 48.5		Deglaze / Hone Bore & Hone Bore & Hone Bore & Hone
YZ80	1976-1980	49.0 x 42.0	49.0 49.5 50.0 50.5 51.0		Deglaze / Hone Bore & Hone Bore & Hone Bore & Hone Bore & Hone
YZ80	1982-1983	47.0 x 45.6	47.0 48.0 48.5 49.0		Deglaze / Hone Bore & Hone Bore & Hone Bore & Hone
YZ80	1984	48.0 x 45.6	48.5 49.0		Deglaze / Hone Bore & Hone
YZ80	1985	48.0 x 45.6	48.0 48.5 49.0 49.5 50.0		Deglaze / Hone Bore & Hone Bore & Hone Bore & Hone Bore & Hone
YZ80	1986-1987	48.0 x 45.6	48.0 48.5 49.0 49.5 50.0		Deglaze / Hone Bore & Hone Bore & Hone Bore & Hone Bore & Hone

PK kits include: Pistons, rings, pins, clips, top end gasket kit, & needle bearing when applicable.
Individual pistons include: Rings, pins & clips (unless noted otherwise).

Top End Kit	Top End Kit Pricing	Single Piston	Single Piston Pricing	Ring Set	Piston Pin	Circlip	Top End Gasket Kit	Top End Bearing	Sleeve
		878M07200		2835CD	S508	CW18		B1014	
PK1142 PK1143		642M06700 642M06750 642M06800 642M06900		2638CD 2658CD 2677CD 2717CD	S459	CW18	W5166	B1014	
PK1339		642M06700 642M06750 642M06800 642M06900		2638CD 2658CD 2677CD 2717CD	S459	CW18	W5529	B1014	
PK1157 PK1159 PK1161 PK1162 PK1163		653M04000 653M04050 653M04100 653M04150 653M04200		1574CD 1594CD 1614CD 1634CD 1654CD	S630	CW10	W5531	B1084	
		222M04700 222M04750 222M04800 222M04850		1850CS 1869CS 1890CS 1909CS	S538	CW12		B1042	
PK1561 PK1562		649M04700 649M04750 649M04800 649M04850 649M04900		1850CD 1869CD 1890CD 1909CD 1929CD	S538	CW12	W5560	B1042	
		222M04700 222M04750 222M04800 222M04850		1850CS 1869CS 1890CS 1909CS	S538	CW12		B1042	
		457M04900 457M04950 457M05000 457M05050 457M05100		1929CD 1949CD 1969CD 1988CD 2008CD	S538	CW12		B1042	
		477M04700 477M04800 477M04850 477M04900		1850CD 1890CD 1909CD 1929CD	S538	CW12	W4050 1983	B1043	
		508M04900 508M05000		1929CS 1969CS	S538	CW12	W4051	B1015	
		520M04800 520M04850 520M04900 520M04950 520M05000		1890CS 1909CS 1929CS 1949CS 1969CS	S538	CW12	W4052	B1015	
PK1706		520M04800 520M04850 520M04900 520M04950 520M05000		1890CS 1909CS 1929CS 1949CS 1969CS	S538	CW12	W5284	B1015	

Racer Elite • 2-Stroke
Racer Elite • 4-Stroke
Off-Rd. • 2-Stroke
Off-Rd. • 4-Stroke
ATV • 2-Stroke
ATV • 4-Stroke
Street Bikes
PWC
Crankshafts
Clutch
Valve Train
Accessories

Model Off-Road • 2-Stroke	Years	Stock Engine Bore x Stroke	Bore Size	Piston Type & Coatings	Cylinder & Machining Requirements
YAMAHA					
YZ80	1988-1992	48.0 x 45.6	48.0 48.5 49.0 49.5 50.0		Deglaze / Hone Bore & Hone Bore & Hone Bore & Hone Bore & Hone
YZ80 <i>International Bore - Not available in U.S.</i>	1993-2001	46.0 x 47.8	46.0	Pro-Lite	Deglaze / Hone
YZ80	1993-2001	47.0 x 47.8	47.0 47.5 48.0 48.5 49.0	Pro-Lite	Deglaze / Hone Bore / Replate Bore / Replate Bore / Replate Bore / Replate
YZ80 <i>Crankcase clearance required for 50mm and larger</i>	1993-2001	52.5 x 47.8	52.5	ArmorGlide TiN Coated Ring	Bore / Replate Crankcase Machining
YZ85	2002-2018	47.5 x 47.8	47.5 48.0 48.5 49.5	Pro-Lite	Deglaze / Hone Bore / Replate Bore / Replate Bore / Replate
YZ85 <i>Crankcase clearance required for 50mm and larger</i>	2002-2018	52.5 x 47.8	52.5	ArmorGlide TiN Coated Ring	Bore / Replate Crankcase Machining
LT100 LT100-2 LT100-3 MX100 DT100	All	52.0 x 45.6	52.0 52.5 53.0 53.5 54.0		Deglaze / Hone Bore & Hone Bore & Hone Bore & Hone Bore & Hone
YZ100	1976-1983	50.0 x 50.0	51.0 52.0		Deglaze / Hone Bore & Hone
RT100	1990-2000	52.0 x 45.6	52.0 52.5 53.0 54.0		Deglaze / Hone Bore & Hone Bore & Hone Bore & Hone
AT2 125 AT3 125 DT125 IT125 MX125	1972-1973 1972-1973 1973-1981 1980-1981 1974-1976	56.0 x 50.0	56.0 56.5 57.0 57.5 58.0		Deglaze / Hone Bore & Hone Bore & Hone Bore & Hone Bore & Hone
TZR 125 DTR125 DTR125E TDR125 TDR240 <i>International Bore - Not available in U.S.</i>	1987-1992 1988-1996 1990-1996 1990-1992 1988-1992	56.0 x 50.7	56.0 56.3 56.5 56.8 57.0 57.3 57.5	Reed cutaway	Deglaze / Hone Bore & Hone Bore & Hone Bore & Hone Bore & Hone Bore & Hone Bore & Hone
YZ125	1976-1982	56.0 x 50.0	56.0 56.5 57.0 57.5 58.0		Deglaze / Hone Bore & Hone Bore & Hone Bore & Hone Bore & Hone

PK kits include: Pistons, rings, pins, clips, top end gasket kit, & needle bearing when applicable.
Individual pistons include: Rings, pins & clips (unless noted otherwise).

Top End Kit	Top End Kit Pricing	Single Piston	Single Piston Pricing	Ring Set	Piston Pin	Circlip	Top End Gasket Kit	Top End Bearing	Sleeve
PK1710 PK1711 PK1712 PK1713 PK1714		569M04800 569M04850 569M04900 569M04950 569M05000		1890CS 1909CS 1929CS 1949CS 1969CS	S538	CW12	W5284	B1015	
PK1715		671M04600		1810CS	S517	CW14	W5353	B1012	
PK1553 PK1554 PK1555 PK1557 PK1186		646M04700 646M04750 646M04800 646M04850 646M04900 767M05250		1850CS 1869CS 1890CS 1909CS 1929CS 2067CS	S517	CW14	W5353	B1012	
PK1202 PK1203 PK1204 PK1205 PK1343		805M04750 805M04800 805M04850 805M04950 767M05250		1869CS 1890CS 1909CS 1949CS 2067CS	S517	CW14	W5983	B1012	
		235M05200 235M05250 235M05300 235M05350 235M05400		2047CD 2067CD 2087CD 2106CD 2126CD	S288	CW14		B1012	
		455M05100 455M05200		2008CD 2047CD	S637	CW16		B1016	
		771M05200 771M05250 771M05300 771M05400		2047CD 2067CD 2087CD 2126CD	S288	CW14		B1012	
		236M05600 236M05650 236M05700 236M05750 236M05800		2205CD 2224CD 2244CD 2264CD 2284CD	S270	CW16		B1016	
		679M05600 679M05625 679M05650 679M05675 679M05700 679M05725 679M05750		2205CD 2215CD 2224CD 2234CD 2244CD 2254CD 2264CD	S270	CW16		B1008	
		435M05600 435M05650 435M05700 435M05750 435M05800		2205CS 2224CS 2244CS 2264CS 2284CS	S270	CW16		B1016	

Racer Elite • 2-Stroke
Racer Elite • 4-Stroke
Off-Rd. • 2-Stroke
Off-Rd. • 4-Stroke
ATV • 2-Stroke
ATV • 4-Stroke
Street Bikes
PWC
Crankshafts
Clutch
Valve Train
Accessories

Model <i>Off-Road • 2-Stroke</i>	Years	Stock Engine Bore x Stroke	Bore Size	Piston Type & Coatings	Cylinder & Machining Requirements
YAMAHA					
YZ125	1984	56.0 x 50.0	56.5 57.0 57.5 58.0		Deglaze / Hone Bore & Hone Bore & Hone Bore & Hone
YZ125 <i>Power Valve must be modified for 58mm and larger</i>	1985	56.0 x 50.0	57.0 58.0		Deglaze / Hone Bore & Hone
YZ125 <i>Power Valve must be modified for 57mm and larger</i>	1986-1988	56.0 x 50.0	56.0 56.5 57.0 57.5 58.0	Pro-Lite	Deglaze / Hone Bore & Hone Bore & Hone Bore & Hone Bore & Hone
YZ125	1989	56.0 x 50.0	56.0 56.5 57.0	Pro-Lite	Deglaze / Hone Bore / Replate Bore / Replate
YZ125	1990-1992	56.0 x 50.7	56.0 56.5 57.0	Pro-Lite	Deglaze / Hone Bore / Replate Bore / Replate
YZ125	1993	56.0 x 50.7	56.0 56.5 57.0	Pro-Lite	Deglaze / Hone Bore / Replate Bore / Replate
YZ125	1994-1996	54.0 x 54.5	54.0 54.5 55.0 56.0	Pro-Lite	Deglaze / Hone Bore / Replate Bore / Replate Bore / Replate
YZ125	1997	54.0 x 54.5	54.0	Pro-Lite	Deglaze / Hone
YZ125	1997-2004	54.0 x 54.5	54.0 56.0	ElectraCoated GP Series ArmorGlide No Intake Window Pinned on Centerline	Deglaze / Hone Bore / Replate

PK kits include: Pistons, rings, pins, clips, top end gasket kit, & needle bearing when applicable.
Individual pistons include: Rings, pins & clips (unless noted otherwise).

Top End Kit	Top End Kit Pricing	Single Piston	Single Piston Pricing	Ring Set	Piston Pin	Circlip	Top End Gasket Kit	Top End Bearing	Sleeve
		512M05650 512M05700 512M05750 512M05800		2224CS 2244CS 2264CS 2284CS	S270	CW16	W4053	B1016	
		521M05700 521M05800		2244CS 2284CS	S270	CW16	W5285	B1016	
PK1809 PK1805 PK1806		559M05600 559M05650 559M05700 559M05750 559M05800		2205CS 2224CS 2244CS 2264CS 2284CS	S514	CW16	W4904	B1016	
		582M05600 582M05650 582M05700		2205CS 2224CS 2244CS	S270	CW16	W5167	B1016	
		594M05600 594M05650 594M05700		2205CS 2224CS 2244CS	S514	CW16	W5229 1990-1991 W5354 1992	B1016	
PK1803		629M05600 629M05650 629M05700		2205CS 2224CS 2244CS	S514	CW16	W5354	B1016	
PK1700 PK1701 PK1703		647M05400 647M05450 647M05500 647M05600 693M05400		2126CS 2146CS 2165CS 2205CS 2126CS	S514 S467	CW16 CW15	W5420 W5420	B1016 B1038	
		765M05400 765M05600		2126CS 2205CS	S632	CW15	W5420 1997 W5677 1998-2001 W5981 2002 W6140 2003-2004	B1038 1997-2000 B1001 2001-2004	3217FA 1999-2001

Racer Elite • 2-Stroke
Racer Elite • 4-Stroke
Off-Rd. • 2-Stroke
Off-Rd. • 4-Stroke
ATV • 2-Stroke
ATV • 4-Stroke
Street Bikes
PWC
Crankshafts
Clutch
Valve Train
Accessories

Model Off-Road • 2-Stroke	Years	Stock Engine Bore x Stroke	Bore Size	Piston Type & Coatings	Cylinder & Machining Requirements
YAMAHA					
YZ125	1997-2004	54.0 x 54.5	54.0 56.0	Flat Top Conversion ArmorGlide No Intake Window Pinned on Centerline	Deglaze / Hone Bore / Replate
YZ125	1998-2000	54.0 x 54.5	54.0 54.5 55.0 56.0	Pro-Lite	Deglaze / Hone Bore / Replate Bore / Replate Bore / Replate
YZ125	2001	54.0 x 54.5	54.0 54.5 55.0 56.0	Pro-Lite	Deglaze / Hone Bore / Replate Bore / Replate Bore / Replate
YZ125	2002	54.0 x 54.5	54.0 54.5 55.0 56.0	Pro-Lite	Deglaze / Hone Bore / Replate Bore / Replate Bore / Replate
YZ125	2003-2004	54.0 x 54.5	54.0 54.5 55.0 56.0	Pro-Lite	Deglaze / Hone Bore / Replate Bore / Replate Bore / Replate
YZ125 Pro-Lite	2005-2018	54.0 x 54.5	54.0 56.0	Pro-Lite	Deglaze / Hone Bore / Replate
YZ125 <i>Crankcase clearance required for 57mm and larger</i>	2005-2018	54.0 x 54.5	54.0 56.0 58.0	ElectraCoated GP Series ArmorGlide TiN Coated Ring	Deglaze / Hone Bore / Replate Bore / Replate Crankcase Machining
CT-2 CT-3 DT175 MX175	thru 1977 thru 1977 1978-1979 1979-1981	66.0 x 50.0	66.0 66.5 67.0 67.5 68.0		Deglaze / Hone Bore & Hone Bore & Hone Bore & Hone Bore & Hone
IT175 YZ175	1976-1981 1976-1981	66.0 x 50.0	66.0 66.5 67.0 67.5 68.0		Deglaze / Hone Bore & Hone Bore & Hone Bore & Hone Bore & Hone
RT180	1990-1998	64.5 x 54.0	64.5 65.0 65.5 66.0		Deglaze / Hone Bore & Hone Bore & Hone Bore & Hone

PK kits include: Pistons, rings, pins, clips, top end gasket kit, & needle bearing when applicable.
Individual pistons include: Rings, pins & clips (unless noted otherwise).

Top End Kit	Top End Kit Pricing	Single Piston	Single Piston Pricing	Ring Set	Piston Pin	Circlip	Top End Gasket Kit	Top End Bearing	Sleeve
		765M05400 765M05600		2126CS 2205CS	S632	CW15	W5420 1997 W5677 1998-2001 W5981 2002 W6140 2003-2004	B1038 1997-2000 B1001 2001-2004	3217FA 1999-2001
PK1173 PK1174 PK1175 PK1176		726M05400 726M05450 726M05500 726M05600		2126CST 2146CS 2165CS 2205CS	S467	CW15	W5677	B1038	3217FA 1999-2001
PK1348 PK1349 PK1350 PK1351		726M05400 726M05450 726M05500 726M05600		2126CST 2146CS 2165CS 2205CS	S467	CW15	W5677	B1001	3217FA
PK1191 PK1192 PK1194		797M05400 797M05450 797M05500 797M05600		2126CST 2146CS 2165CS 2205CS	S467	CW15	W5981	B1001	
PK1344 PK1345 PK1346 PK1347		797M05400 797M05450 797M05500 797M05600		2126CST 2146CS 2165CS 2205CS	S467	CW15	W6140	B1001	
PK1571 PK1572		845M05400 845M05600		2126CS 2205CS	S668	CW15	W6331	B1001	
PK1390 PK1391 PK1392		846M05400 846M05600 846M05800		2126CS 2205CS 2284CS	S668	CW15	W6331	B1001	
		471M06600 471M06650 471M06700 471M06750 471M06800		2598CD 2618CD 2638CD 2658CD 2677CD	S259	CW16		B1021	
		374M06600 374M06650 374M06700 374M06750 374M06800		2598CD 2618CD 2638CD 2658CD 2677CD	S259	CW16		B1021	
		772M06450 772M06500 772M06550 772M06600		2539CD 2559CD 2579CD 2598CD	S486	CW16		B1021	

Racer Elite • 2-Stroke
Racer Elite • 4-Stroke
Off-Rd. • 2-Stroke
Off-Rd. • 4-Stroke
ATV • 2-Stroke
ATV • 4-Stroke
Street Bikes
PWC
Crankshafts
Clutch
Valve Train
Accessories

Model Off-Road • 2-Stroke	Years	Stock Engine Bore x Stroke	Bore Size	Piston Type & Coatings	Cylinder & Machining Requirements
YAMAHA					
IT200	1984-1986	66.0 x 57.0	66.0 66.5 67.0 67.5 68.0		Deglaze / Hone Bore & Hone Bore & Hone Bore & Hone Bore & Hone
DT200R <i>Canadian Model - Not available in the U.S.</i>	1989-1991	66.0 x 57.0	66.0 66.5 67.0 67.5 68.0	Pro-Lite	Deglaze / Hone Bore & Hone Bore & Hone Bore & Hone Bore & Hone
WR200	1992-1998	66.8 x 57.0	66.8 67.0 68.5		Deglaze / Hone Bore & Hone Bore & Hone
YZ250 IT250 DT250 MX250	1976-1979 1978-1980 1974-1979 1973-1975	70.0 x 64.0	70.0 70.5 71.0 71.5 72.0		Deglaze / Hone Bore & Hone Bore & Hone Bore & Hone Bore & Hone
YZ250 IT250	1980-1982 1981-1982	70.0 x 64.0	70.0 70.3 70.5 70.8 71.0		Deglaze / Hone Bore & Hone Bore & Hone Bore & Hone Bore & Hone
IT250	1983	68.0 x 68.0	68.0 68.5 69.0 69.5 70.0	Pro-Lite	Deglaze / Hone Bore & Hone Bore & Hone Bore & Hone Bore & Hone
YZ250 <i>Power Valve must be modified for 69mm and larger</i>	1983-1987	68.0 x 68.0	68.0 68.5 69.0 69.5 70.0	Pro-Lite	Deglaze / Hone Bore & Hone Bore & Hone Bore & Hone Bore & Hone
YZ250 WR250 • <i>Power Valve must be modified for 69mm and larger</i> • <i>1991 model is Nikasil bore</i>	1988-1991 1991	68.0 x 68.0	68.0 68.5 69.0 69.5 70.0	Pro-Lite	Deglaze / Hone Bore/Replate/Sleeve Bore/Replate/Sleeve Bore/Replate/Sleeve Bore/Replate/Sleeve
YZ250	1992-1998	68.0 x 68.0	68.0		Deglaze / Hone
YZ250 WR250	1992-1994 1992-1994	68.0 x 68.0	68.0 68.5 69.0 70.0	Pro-Lite	Deglaze / Hone Bore / Replate Bore / Replate Bore / Replate
YZ250 WR250	1995-1998 1995-1998	68.0 x 68.0	68.0 68.5 69.0 70.0	Pro-Lite	Deglaze / Hone Bore / Replate Bore / Replate Bore / Replate

PK kits include: Pistons, rings, pins, clips, top end gasket kit, & needle bearing when applicable.
Individual pistons include: Rings, pins & clips (unless noted otherwise).

Top End Kit	Top End Kit Pricing	Single Piston	Single Piston Pricing	Ring Set	Piston Pin	Circlip	Top End Gasket Kit	Top End Bearing	Sleeve
		522M06600 522M06650 522M06700 522M06750 522M06800		2598CD 2618CD 2638CD 2658CD 2677CD	S259	CW16		B1005	
		599M06600 599M06650 599M06700 599M06750 599M06800		2598CD 2618CD 2638CD 2658CD 2677CD	S271	CW16	W5913	B1008	
		818M06680 818M06700 818M06850		2628CD 2638CD 2697CD	S271	CW16		B1008	
		234M07000 234M07050 234M07100 234M07150 234M07200		2756CD 2776CD 2795CD 2815CD 2835CD	S343	CW18		B1003	
		452M07000 452M07050 452M07100 452M07150 452M07200		2756CD 2776CD 2795CD 2815CD 2835CD	S343	CW18		B1003	
		515M06800 515M06850 515M06900 515M06950 515M07000		2677CD 2697CD 2717CD 2736CD 2756CD	S511	CW18		B1014	
		560M06800 560M06850 560M06900 560M06950 560M07000		2677CD 2697CD 2717CD 2736CD 2756CD	S511	CW18	W5128 1986-1987	B1014	
PK1695 PK1696 PK1697 PK1699		605M06800 605M06850 605M06900 605M06950 605M07000		2677CD 2697CD 2717CD 2736CD 2756CD	S508	CW18	W5168	B1014	
		736M06800		2677CS	S508	CW18	W5168 1988-1994 W5467 1995-1998	B1014	
PK1563 PK1564 PK1565 PK1566		677M06800 677M06850 677M06900 677M07000		2677CD 2697CD 2717CD 2756CD	S508	CW18	W5168	B1014	
PK1567 PK1568 PK1569 PK1570		677M06800 677M06850 677M06900 677M07000		2677CD 2697CD 2717CD 2756CD	S508	CW18	W5467	B1014	

Racer Elite • 2-Stroke
Racer Elite • 4-Stroke
Off-Rd. • 2-Stroke
Off-Rd. • 4-Stroke
ATV • 2-Stroke
ATV • 4-Stroke
Street Bikes
PWC
Crankshafts
Clutch
Valve Train
Accessories

Model Off-Road • 2-Stroke	Years	Stock Engine Bore x Stroke	Bore Size	Piston Type & Coatings	Cylinder & Machining Requirements
YAMAHA YZ250	1999-2001	66.4 x 72.0	66.4 68.5	Pro-Lite	Deglaze / Hone Bore / Replate
YZ250 YZ250X	2002-2018 2016-2018	66.4 x 72.0	66.4 67.0 67.5 68.5	Pro-Lite	Deglaze / Hone Bore / Replate Bore / Replate Bore / Replate
YZ250 YZ250X	2002-2018 2016-2018	66.4 x 72.0	66.4	ElectraCoated ArmorGlide	Deglaze / Hone
YZ250 <i>NOTE: Cylinder, cylinder head, and powervalue modifications required</i>	1999-2018	66.4 x 72.0	72.0	ElectraCoated ArmorGlide TiN Coated Ring	Bore / Replate
DT400 MX400	1975-1978 1975-1976	85.0 x 70.0	85.0 85.5 86.0 86.5		Deglaze / Hone Bore & Hone Bore & Hone Bore & Hone
IT400 YZ400	1977-1978 1977-1978	85.0 x 70.0	85.0 85.5 86.0 86.5 87.0		Deglaze / Hone Bore & Hone Bore & Hone Bore & Hone Bore & Hone Bore & Hone
IT465 YZ465	1981-1982 1980-1981	85.0 x 82.0	85.5 86.0 86.5		Deglaze / Hone Bore & Hone Bore & Hone
IT490 YZ490	1983-1984 1982-1983	87.0 x 82.0	87.0 87.5 88.0 88.5 89.0		Deglaze / Hone Bore & Hone Bore & Hone Bore & Hone Bore & Hone
YZ490 WR500	1984-1990 1992-1993	87.0 x 82.0	87.0 87.5 88.0 88.5 89.0	Pro-Lite	Deglaze / Hone Bore & Hone Bore & Hone Bore & Hone Bore & Hone



**GARRETT
MARCHBANKS**

PK kits include: Pistons, rings, pins, clips, top end gasket kit, & needle bearing when applicable.
Individual pistons include: Rings, pins & clips (unless noted otherwise).

Top End Kit	Top End Kit Pricing	Single Piston	Single Piston Pricing	Ring Set	Piston Pin	Circlip	Top End Gasket Kit	Top End Bearing	Sleeve
PK1573 PK1574		804M06640 804M06850		2614CD 2697CD	S508	CW18	W5744	B1003	3332FA
PK1198 PK1199 PK1200 PK1201		804M06640 804M06700 804M06750 804M06850		2614CD 2638CD 2658CD 2697CD	S508	CW18	W5978	B1003	3332FA YZ250
PK1704		808M06640		2614CS	S508	CW18	W5978	B1003	3332FA YZ250
		878M07200		2835CD	S508	CW18	W6982	B1003	
		232M08500 232M08550 232M08600 232M08650		3347TD 3366TD 3386TD 3405TD	S277	CW18		B1003	
		394M08500 394M08550 394M08600 394M08650 394M08700		3347TD 3366TD 3386TD 3405TD 3425TD	S277	CW18		B1003	
		451M08550 451M08600 451M08650		3366TD 3386TD 3405TD	S277	CW18		B1014	
		478M08700 478M08750 478M08800 478M08850 478M08900		3425TD 3445TD 3465TD 3484TD 3504TD	S277	CW18	W4055 1983	B1014	
PK1817 PK1818 PK1819 PK1820 PK1821		546M08700 546M08750 546M08800 546M08850 546M08900		3425TD 3445TD 3465TD 3484TD 3504TD	S277	CW18	W5286	B1014	



Racer Elite • 2-Stroke
Racer Elite • 4-Stroke
Off-Rd. • 2-Stroke
Off-Rd. • 4-Stroke
ATV • 2-Stroke
ATV • 4-Stroke
Street Bikes
PWC
Crankshafts
Clutch
Valve Train
Accessories

Model <i>Off-Road • 4-Stroke</i>	Years	Comp. Ratio	Stock Engine Bore x Stroke	Bore Size	Piston Type & Coatings	Cylinder & Machining Requirements	Top End Kit	Top End Kit Pricing
BMW								
GX 450 <i>11.6:1 Standard Compression</i>	2008-2012		98 x 59	98.0		Deglaze / Hone		
GX 450 <i>13.5:1 Compression</i>	2008-2012		98.0 x 59.0	98.0		Deglaze / Hone		
GAS GAS								
EC 250F	2010-2015	12.5:1	77.0 x 53.6	77.0		Deglaze / Hone		
EC 250F	2010-2015	13.5:1	77.0 x 53.6	77.0		Deglaze / Hone		
EC 300F	2013-2015	12.5:1	83.0 x 53.6	83.0	ArmorGlide	Deglaze / Hone		
EC 450F SM 450 FSR	2005-2009 2007-2009	10.5:1	97.0 x 60.8	100.0		Bore / Replate		
EC 450F	2013-2015	12.3:1	95.0 x 63.4	95.0	ArmorGlide	Deglaze / Hone		
EC 450F	2013-2015	13.5:1	95.0 x 63.4	95.0	ArmorGlide	Deglaze / Hone		
GM								
GM500	All	High	90.0 x 78.5	90.0	ArmorGlide	Deglaze / Hone		
HONDA								
Z50R	1982-1987	11:1	39.0 x 41.4	39.0 39.5 40.5 41.0		Deglaze / Hone Bore and Hone Bore and Hone Bore and Hone		

- Premium pump fuel required for high compression ratios up to 13.5:1.

- Increased Octane (race fuel) required for comp. ratios over 13.5:1.

PK kits include: Pistons, rings, pins, clips, top end gasket kit, & needle bearing when applicable.

CK kits include: Pistons, rings, pins, clips, top end gasket kit, & cylinder/sleeve when applicable.

Individual pistons include: Rings, pins & clips (unless noted otherwise).

Single Piston	Single Piston Pricing	Ring Set	Piston Pin	Circlip	Top End Gasket Kit	Intake Valve	Exhaust Valve	Cam Chain	EFI Controller
7981M09800		9800ZV	S675	CW20					
7980M09800		9800ZV	S675	CW20					
4882M07700		7700XU	S742	CW16		VIT005 VIT005C Center	VET005	CC007	
4881M07700		7700YC	S742	CW16		VIT005 VIT005C Center	VET005	CC007	
4982M08300		3268XG	S677	CW16		VIT005 VIT005C Center	VET005	CC007	
7910M10000		10000ZV	S641	CW20					
4785M09500		3741XS	S600	CW18		VIT008 Side VIT008C Center	VET008	CC015	
4786M09500		3741XS	S600	CW18		VIT008 Side VIT008C Center	VET008	CC015	
4866M09000		9000J	S645	W6139					
4828M03900 4828M03950 4828M04050 4828M04100		3900XZ 3950XZ 4050XZ 4100XZ	S671	CW13	W6159 39mm W6160 39.5-41mm	VIS021	VES021		

Racer Elite • 2-Stroke
Racer Elite • 4-Stroke
Off-Rd. • 2-Stroke
Off-Rd. • 4-Stroke
ATV • 2-Stroke
ATV • 4-Stroke
Street Bikes
PWC
Crankshafts
Clutch
Valve Train
Accessories

Model <i>Off-Road • 4-Stroke</i>	Years	Comp. Ratio	Stock Engine Bore x Stroke	Bore Size	Piston Type & Coatings	Cylinder & Machining Requirements	Top End Kit	Top End Kit Pricing
HONDA								
XR50 CRF50F	1988-2008 2004-2013	11:1	39.0 x 41.4	39.0 39.5 40.0 40.5 41.0		Deglaze / Hone Bore and Hone Bore and Hone Bore and Hone Bore and Hone	PK1854 PK1855	
XR70 CRF70F	1997-2003 2004-2012	10.5:1	47.0 x 41.4	47.0 47.5 48.0		Deglaze / Hone Bore and Hone Bore and Hone	PK1729 PK1730 PK1731	
XR80	1979-1991	9.7:1	47.5 x 45.0	48.0 48.5 49.0 49.5		Deglaze / Hone Bore and Hone Bore and Hone Bore and Hone Bore and Hone	PK1277 PK1278 PK1279 PK1280	
XR80R CRF80F	1992-2003 2004-2013	9.7:1	47.5 x 45.0	48.0 48.5 49.0 49.5		Deglaze / Hone Bore and Hone Bore and Hone Bore and Hone Bore and Hone	PK1225 PK1226 PK1227	
XR100 XR100R	1981-1984 1985-1991	9.4:1	53.0 x 45.0	53.5 54.0 54.5 55.0		Deglaze / Hone Bore and Hone Bore and Hone Bore and Hone Bore and Hone	PK1273 PK1274 PK1276	
XR100 CRF100F	1992-2003 2004-2013	9.4:1	53.0 x 45.0	53.5 54.0 54.5 55.0		Deglaze / Hone Bore and Hone Bore and Hone Bore and Hone Bore and Hone	PK1229 PK1230 PK1232	
XR100 CRF100F	1985-2003 2004-2013	12:1	53.0 x 45.0	58.0		Resleeve		
CRF110F	2013-2016	10.25:1	50.0 x 55.6	50.0	ArmorGlide	Deglaze / Hone		
CRF110F	2013-2016	11:1	50.0 x 55.6	52.0	ArmorGlide	Bore and Hone		
CRF125F	2014-2018	10:1	52.4 x 57.9	53.5	ArmorGlide	Bore and Hone		
CRF150F <i>* NOTE: 2003-2005 model is different bore and stroke</i>	2006-2017	10:1	57.3 x 57.8	57.5 58.0 58.5	ArmorGlide	Bore and Hone Bore and Hone Bore and Hone		
CRF150R	2007-2009	11.7:1	66.0 x 43.7	66.0 68.0	ArmorGlide	Deglaze / Hone Bore / Replate	PK1427 PK1428	

- Premium pump fuel required for high compression ratios up to 13.5:1.

- Increased Octane (race fuel) required for comp. ratios over 13.5:1.

PK kits include: Pistons, rings, pins, clips, top end gasket kit, & needle bearing when applicable.

CK kits include: Pistons, rings, pins, clips, top end gasket kit, & cylinder/sleeve when applicable.

Individual pistons include: Rings, pins & clips (unless noted otherwise).

	Single Piston	Single Piston Pricing	Ring Set	Piston Pin	Circlip	Top End Gasket Kit	Intake Valve	Exhaust Valve	Cam Chain	EFI Controller
	4798M03900 4798M03950 4798M04000 4798M04050 4798M04100		3900XZ 3950XZ 4000XZ 4050XZ 4100XZ	S671	CW13	W6159 39mm W6160 39.5-41mm	VIS021	VES021		
	4880M04700 4880M04750 4880M04800		1850XE 1870XE	S592	CW13	W6364	VIS022	VES022		
	4665M04800 4665M04850 4665M04900 4665M04950		1890XE 1909XE 1929XE 1949XE	S592	CW13	W5732				
	4665M04800 4665M04850 4665M04900 4665M04950		1890XE 1909XE 1929XE 1949XE	S592	CW13	W5748				
	4666M05350 4666M05400 4666M05450 4666M05500		2106XE 2126XE 2146XE 2165XE	S593	CW14	W5733				
	4666M05350 4666M05400 4666M05450 4666M05500		2106XE 2126XE 2146XE 2165XE	S593	CW14	W5749				
	4773M05800		2283XE	S485	CW14	W6155 1985-1991 W6137 1992-2013				
	40083M05000		1969XE	S592	CW13					
	40098M05200		2047XE	S592	CW13					
	40118M05350		2106XE	S538	CW12					
	40132M05750 40132M05800 40132M05850		2264XE 2283XE 2303XE	S288	CW14				CC012 2003-2005 Only CC013	
	4915M06600 4915M06800		6600YF 2677XA	S737	CW14	W6589 66mm W6590 68mm	VIS016	VES016		

Racer Elite • 2-Stroke

Racer Elite • 4-Stroke

Off-Rd. • 2-Stroke

Off-Rd. • 4-Stroke

ATV • 2-Stroke

ATV • 4-Stroke

Street Bikes

PWC

Crankshafts

Clutch

Valve Train

Accessories

Model <i>Off-Road • 4-Stroke</i>	Years	Comp. Ratio	Stock Engine Bore x Stroke	Bore Size	Piston Type & Coatings	Cylinder & Machining Requirements	Top End Kit	Top End Kit Pricing
HONDA								
CRF150R	2007-2009	12.2:1	66.0	66.0	ArmorGlide	Deglaze / Hone	PK1429	
		12.4:1	x 43.7	68.0		Bore / Replate	PK1430	
CRF150R	2012-2018	11.7:1	66.0 x 43.7	66.0	ArmorGlide	Deglaze / Hone		
XR / XL185 + .100 Big Bore XR200R	1986-1991	10:1	65.5	65.5		Deglaze / Hone	PK1120	
	1986-1991		x 57.8	66.0 66.5 67.0		Bore and Hone Bore and Hone Bore and Hone	PK1121 PK1122 PK1123	
XR / XL185 + .100 Big Bore XR200	1992-2002	10:1	65.5	65.5		Deglaze / Hone	PK1124	
	1992-2002		x 57.8	66.0 66.5 67.0		Bore and Hone Bore and Hone Bore and Hone	PK1125 PK1126 PK1127	
XR200R	1980-1983	10:1	65.5	65.5		Deglaze / Hone	PK1116	
	1992-2002		x 57.8	66.0 66.5 67.0		Bore and Hone Bore and Hone Bore and Hone	PK1117 PK1118	
CRF230F	2003-2017	11:1	65.5 x 66.2	65.5 66.0 66.5 67.0 67.5	ArmorGlide	Deglaze / Hone Bore and Hone Bore and Hone Bore and Hone Bore and Hone		
XL250 XR250	1979-1983	10:1	74.0	74.0		Deglaze / Hone		
	1979-1983		x 57.8	74.5 75.0 75.5 76.0		Bore and Hone Bore and Hone Bore and Hone Bore and Hone		
XR250 Radial Head	1984-1985	10.5:1	75.0 x 56.5	75.0 75.5 76.0		Deglaze / Hone Bore and Hone Bore and Hone		
XL250 Radial Head	1984-1987	10.5:1	75.0 x 56.5	75.0 75.5 76.0		Deglaze / Hone Bore and Hone Bore and Hone		
XR250R XR250L	1986-2004	10.5:1	73.0	73.0		Deglaze / Hone	PK1219	
	1991-1996		x 59.5	73.5 74.0 75.5 77.0 78.0		Bore and Hone Bore and Hone Bore and Hone Bore and Hone Bore and Hone	PK1220 PK1221 PK1223 PK1224	
CRF250L	2013-2016	11.5:1	76.0 x 55.0	76.0	ArmorGlide	Deglaze / Hone		
CRF250L	2013-2016	11.5:1	78.0 x 55.0	78.0	ArmorGlide	Resleeve		

- Premium pump fuel required for high compression ratios up to 13.5:1.

- Increased Octane (race fuel) required for comp. ratios over 13.5:1.

PK kits include: Pistons, rings, pins, clips, top end gasket kit, & needle bearing when applicable.

CK kits include: Pistons, rings, pins, clips, top end gasket kit, & cylinder/sleeve when applicable.

Individual pistons include: Rings, pins & clips (unless noted otherwise).

Single Piston	Single Piston Pricing	Ring Set	Piston Pin	Circlip	Top End Gasket Kit	Intake Valve	Exhaust Valve	Cam Chain	EFI Controller
4924M06600		6600YF	S737	CW14	W6589	VIS016	VES016	CC013	
4924M06800		2677XA			66mm W6590 68mm				
40065M06600		6600YF	S737	CW14	W6589	VIS016	VES016	CC013	
4156M06550		2579XC	S522	CW15	W5660				
4156M06600		2598XC							
4156M06650		2618XC			1986-1991				
4156M06700		2638XC							
4156M06550		2579XC	S522	CW15	W5661				
4156M06600		2598XC							
4156M06650		2618XC			1992-2002				
4156M06700		2638XC							
4156M06550		2579XC	S522	CW15	W5659				
4156M06600		2598XC							
4156M06650		2618XC			1980-1983				
4156M06700		2638XC			W5661				
					1992-2002				
4816M06550		25787XA	S632	CW15	W6960				
4816M06600		2598XA							
4816M06650		2618XA			Up to 68mm				
4816M06700		2638XA							
4816M06750		2658XA							
4171M07400		2913XC	S376	CW19					
4171M07450		2933XC							
4171M07500		2953XC							
4171M07550		2973XC							
4171M07600		2992XC							
4329M07500		2953XG	S523	CW17					
4329M07550		2973XG							
4329M07600		2992XG							
4329M07500		2953XG	S523	CW17					
4329M07550		2973XG							
4329M07600		2992XG							
4466M07300		2874XC	S533	CW17	W5424	VIS024	VES024	CC025	
4466M07350		2894XC	73-75.5mm						
4466M07400		2913XC			73-74mm	1996-2004	1996-2004	1996-2004	
4466M07550		2973XC	S523		W5425				
4466M07700		3032XC	77-78mm						
4466M07800		3071XC			75.5-78mm				
40069M07600		2992XG	S688	CW17	W6927				
40069M07800		3071XG	S688	CW17	W6927				

Racer Elite • 2-Stroke
Racer Elite • 4-Stroke
Off-Rd. • 2-Stroke
Off-Rd. • 4-Stroke
ATV • 2-Stroke
ATV • 4-Stroke
Street Bikes
PWC
Crankshafts
Clutch
Valve Train
Accessories

Model <i>Off-Road • 4-Stroke</i>	Years	Comp. Ratio	Stock Engine Bore x Stroke	Bore Size	Piston Type & Coatings	Cylinder & Machining Requirements	Top End Kit	Top End Kit Pricing
HONDA								
CRF250L	2013-2014	12:1	81.0 x 55.0	81.0	ArmorGlide	Resleeve		
CRF250X	2004-2017	12.9:1	78.0 x 52.2	78.0	ArmorGlide	Deglaze / Hone	PK1236	
CRF250X	2004-2017	13.5:1	78.0 x 52.2	78.0	ArmorGlide	Deglaze / Hone	PK1240	
CRF250R	2004-2007	12.9:1	78.0 x 52.2	78.0	ArmorGlide	Deglaze / Hone	PK1236	
CRF250R	2004-2007	13.5:1	78.0 x 52.2	78.0	ArmorGlide	Deglaze / Hone	PK1240	
CRF250R	2008-2009	13.1:1	78.0 x 52.2	78.0	ArmorGlide	Deglaze / Hone	PK1858	
CRF250R	2008-2009	13.6:1	78.0 x 52.2	78.0	ArmorGlide	Deglaze / Hone	PK1859	
CRF250R	2004-2009	13.5:1	78.0 x 52.2	82.0	ArmorGlide	Cylinder Required		
CRF250R	2010-2013	13.2:1	76.8 x 53.8	76.8	ArmorGlide	Deglaze / Hone	PK1874	
CRF250R	2010-2013	14.2:1	76.8 x 53.8	76.8	ArmorGlide	Deglaze / Hone	PK1875	
CRF250R	2010-2013	13.5:1	76.8 x 53.8	79.0	ArmorGlide	Bore / Replate		
CRF250R <i>+2mm Long connecting rod Conversion</i>	2010-2015	Maximum	76.8 x 53.8	76.8	Racers Choice ArmorGlide ArmorPlating Boxed Forging TiN Coated Ring	Deglaze / Hone		
CRF250R	2014-2015	13.5:1	76.8 x 53.8	76.8	ArmorGlide Strutted Forging	Deglaze / Hone	PK1892	
CRF250R	2014-2015	14:1	76.8 x 53.8	76.8	ArmorGlide Strutted Forging	Deglaze / Hone	PK1913	
CRF250R	2016-2017	13.5:1	76.8 x 53.8	76.8	ArmorGlide Strutted Forging	Deglaze / Hone	PK1927	
CRF250R	2016-2017	14:1	76.8 x 53.8	76.8	ArmorGlide Strutted Forging	Deglaze / Hone	PK1928	

- Premium pump fuel required for high compression ratios up to 13.5:1.

- Increased Octane (race fuel) required for comp. ratios over 13.5:1.

PK kits include: Pistons, rings, pins, clips, top end gasket kit, & needle bearing when applicable.

CK kits include: Pistons, rings, pins, clips, top end gasket kit, & cylinder/sleeve when applicable.

Individual pistons include: Rings, pins & clips (unless noted otherwise).

	Single Piston	Single Piston Pricing	Ring Set	Piston Pin	Circlip	Top End Gasket Kit	Intake Valve	Exhaust Valve	Cam Chain	EFI Controller
	40070M08100		3189XG	S688	CW17	W6927				
	4829M07800		7800YB	S686	CW16	W6239	VIT001	VES001	CC001	
	4852M07800		7800YB	S686	CW16	W6239	VIT001	VES001	CC001	
	4829M07800		7800YB	S686	CW16	W6239	VIT001	VES001	CC001	
	4852M07800		7800YB	S686	CW16	W6239	VIT001	VES001	CC001	
	4949M07800		7800YB	S686	CW16	W6239	VIT001	VES023	CC001	
	4972M07800		7800YB	S686	CW16	W6239	VIT001	VES023	CC001	
	4984M08200		3228ZG	S677	CW16	W6674	VIT001	VES001 2004-2007 VES023 2008-2009	CC001	
	40003M07680		7680MC	S686	CW16	W6805	VIT036	VES036	CC024	FMC138
	40004M07680		7680MC	S686	CW16	W6805	VIT036	VES036	CC024	FMC138
	40011M07900		7900YBX	S686	CW16	W6882	VIT036	VES036	CC024	FMC138
	40120M07680		7680MCA	S804	CW15	W6805	VIT036	VES036	CC024	FMC138
	40114M07680		7680MC	S686	CW16	W6805	VIT036	VES036	CC024	FMC138
	40129M07680		7680MC	S686	CW16	W6805	VIT036	VES036	CC024	FMC138
	40145M07680		7680MC	S686	CW16	W6805	VIT036	VET046	CC024	FMC138
	40156M07680		7680MC	S686	CW16	W6805	VIT036	VET046	CC024	FMC138

Racer Elite • 2-Stroke

Racer Elite • 4-Stroke

Off-Rd. • 2-Stroke

Off-Rd. • 4-Stroke

ATV • 2-Stroke

ATV • 4-Stroke

Street Bikes

PWC

Crankshafts

Clutch

Valve Train

Accessories

Model <i>Off-Road • 4-Stroke</i>	Years	Comp. Ratio	Stock Engine Bore x Stroke	Bore Size	Piston Type & Coatings	Cylinder & Machining Requirements	Top End Kit	Top End Kit Pricing
HONDA								
CRF250R	2018	13.9:1	79.0 x 50.9	79.0	ArmorGlide Strutted Forging	Deglaze / Hone		
XR350R	1983-1984	10:1	84.0 x 61.3	84.0 84.5 85.0		Deglaze / Hone Bore & Hone Bore & Hone		
XR400R	1996-2004	10:1	85.0 x 70.0	85.0 85.5 86.0 87.0 88.0		Deglaze / Hone Bore & Hone Bore & Hone Bore & Hone Bore & Hone	PK1031 PK1032 PK1033 PK1034 PK1035	
XR400R	1996-2004	11:1	85.0 x 70.0	85.0 85.5 86.0 87.0 88.0		Deglaze / Hone Bore & Hone Bore & Hone Bore & Hone Bore & Hone	PK1036 PK1037 PK1038 PK1039 PK1040	
XR400R	1996-2004	11:1	85.0 x 70.0	89.0		Resleeve	PK1041	
XR400R	1996-2004	12.5:1	85.0 x 70.0	89.0		Resleeve	CK140 <i>Sleeve Included</i>	
CRF450R	2002-2008	11.5:1	96.0 x 62.1	96.0	ArmorGlide	Deglaze / Hone	PK1355	
CRF450R	2002-2008	12:1	96.0 x 62.1	96.0	ArmorGlide	Deglaze / Hone	PK1365	
CRF450R	2002-2008	12.5:1	96.0 x 62.1	96.0 98.0 99	ArmorGlide	Deglaze / Hone Bore / Replate Bore / Replate	PK1233	

- Premium pump fuel required for high compression ratios up to 13.5:1.

- Increased Octane (race fuel) required for comp. ratios over 13.5:1.

PK kits include: Pistons, rings, pins, clips, top end gasket kit, & needle bearing when applicable.

CK kits include: Pistons, rings, pins, clips, top end gasket kit, & cylinder/sleeve when applicable.

Individual pistons include: Rings, pins & clips (unless noted otherwise).

Single Piston	Single Piston Pricing	Ring Set	Piston Pin	Circlip	Top End Gasket Kit	Intake Valve	Exhaust Valve	Cam Chain	EFI Controller
40202M07900		7900YBX	S686	CW16	W6993	VIT047	VET047	CC043	
4286M08400 4286M08450 4286M08500		3307XC 3327XC 3347XC	S529	CW21					
4606M08500 4606M08550 4606M08600 4606M08700 4606M08800		3347XC 8550XX 3386XC 3425XC 3465XC	S520	CW20	W5514 85-86mm W5942 87-88mm	VIS003	VES003	CC004	
4628M08500 4628M08550 4628M08600 4628M08700 4628M08800		3347XC 8550XX 3386XC 3425XC 3465XC	S520	CW20	W5514 85-86mm W5942 87-88mm	VIS003	VES003	CC004	
4667M08900		3504XC	S553	CW20	W5942	VIS003	VES003	CC004	
4794M08900		8900XX	S553	CW20	W5942	VIS003	VES003	CC004	
4753M09600		9600ZV	S660	CW19	W5974 2002-2006 W6669 2007-2008	VIT002	VES002 2002-2006 VES019 2007-2008	CC002	
4820M09600		9600ZV	S660	CW19	W5974 2002-2006 W6669 2007-2008	VIT002	VES002 2002-2006 VES019 2007-2008	CC002	
4755M09600 4755M09800 4755M09900		9600ZV 9800ZV 9900ZV	S660	CW19	W5974 2002-2006 96mm W6669 2007-2008 96mm W5975 2002-2006 98-99mm W6670 2007-2008 98-99mm	VIT002	VES002 2002-2006 VES019 2007-2008	CC002	

Racer Elite • 2-Stroke

Racer Elite • 4-Stroke

Off-Rd. • 2-Stroke

Off-Rd. • 4-Stroke

ATV • 2-Stroke

ATV • 4-Stroke

Street Bikes

PWC

Crankshafts

Clutch

Valve Train

Accessories

Model <i>Off-Road • 4-Stroke</i>	Years	Comp. Ratio	Stock Engine Bore x Stroke	Bore Size	Piston Type & Coatings	Cylinder & Machining Requirements	Top End Kit	Top End Kit Pricing
HONDA								
CRF450R	2002-2008	13:1	96.0 x 62.1	96.0	ArmorGlide	Deglaze / Hone	PK1367	
CRF450R	2002-2008	13.5:1	96.0 x 62.1	96.0	ArmorGlide	Deglaze / Hone	PK1388	
CRF450R	2002-2008	12.5:1	96.0 x 62.1	101.0	ArmorGlide	Cylinder Required		
CRF450R	2009-2012	12:1	96.0 x 62.1	96.0	ArmorGlide Boxed Forging	Deglaze / Hone	PK1866	
CRF450R	2009-2012	13:1	96.0 x 62.1	96.0	ArmorGlide Boxed Forging	Deglaze / Hone	PK1867	
CRF450R	2013-2016	12.5:1	96.0 x 62.1	96.0	ArmorGlide Boxed Forging	Deglaze / Hone	PK1887	
CRF450R	2013-2016	13:1	96.0 x 62.1	96.0	ArmorGlide Boxed Forging	Deglaze / Hone	PK1888	
CRF450R CRF450RX	2017-2018 2017-2018	13.5:1	96.0 x 62.1	96.0	ArmorGlide Boxed Forging	Deglaze / Hone		
CRF450X	2005-2017	11.5:1	96.0 x 62.1	96.0	ArmorGlide	Deglaze / Hone	PK1356	
CRF450X	2005-2017	12:1	96.0 x 62.1	96.0	ArmorGlide	Deglaze / Hone	PK1366	
CRF450X	2005-2017	12.5:1	96.0 x 62.1	96.0 98.0 99.0	ArmorGlide	Deglaze / Hone Bore / Replate Bore / Replate	PK1352	

- Premium pump fuel required for high compression ratios up to 13.5:1.

- Increased Octane (race fuel) required for comp. ratios over 13.5:1.

PK kits include: Pistons, rings, pins, clips, top end gasket kit, & needle bearing when applicable.

CK kits include: Pistons, rings, pins, clips, top end gasket kit, & cylinder/sleeve when applicable.

Individual pistons include: Rings, pins & clips (unless noted otherwise).

Single Piston	Single Piston Pricing	Ring Set	Piston Pin	Circlip	Top End Gasket Kit	Intake Valve	Exhaust Valve	Cam Chain	EFI Controller
4822M09600		9600ZV	S660	CW19	W5974 2002-2006 96mm W6669 2007-2008 96mm	VIT002	VES002 2002-2006 VES019 2007-2008	CC002	
4823M09600		9600ZV	S660	CW19	W5974 2002-2006 96mm W6669 2007-2008 96mm	VIT002	VES002 2002-2006 VES019 2007-2008	CC002	
4890M10100		10100ZS	S660	CW19	W5974 2002-2006 96mm W6669 2007-2008 96mm	VIT002	VES002 2002-2006 VES019 2007-2008	CC002	
4978M09600		9600ZV	S682	CW19	W6658	VIT026	VES026	CC023	FMC026
4979M09600		9600ZV	S682	CW19	W6658	VIT026	VES026	CC023	FMC026
40089M09600		9600ZV	S682	CW19	W6658	VIT026	VES038	CC023	FMC026 2009-2015
40095M09600		9600ZV	S682	CW19	W6658	VIT026	VES038	CC023	FMC026 2009-2015
40177M09600		9600ZV	TBA	CW19	W6978		VES038	CC041	
4753M09600		9600ZV	S660	CW19	W6445	VIT025	VES002	CC002	
4820M09600		9600ZV	S660	CW19	W6445	VIT025	VES002	CC002	
4755M09600 4755M09800 4755M09900		9600ZV 9800ZV 9900ZV	S660	CW19	W6445 96mm W6446 98-99mm	VIT025	VES002	CC002	

Racer Elite • 2-Stroke

Racer Elite • 4-Stroke

Off-Rd. • 2-Stroke

Off-Rd. • 4-Stroke

ATV • 2-Stroke

ATV • 4-Stroke

Street Bikes

PWC

Crankshafts

Clutch

Valve Train

Accessories

Model <i>Off-Road • 4-Stroke</i>	Years	Comp. Ratio	Stock Engine Bore x Stroke	Bore Size	Piston Type & Coatings	Cylinder & Machining Requirements	Top End Kit	Top End Kit Pricing
HONDA								
CRF450X	2005-2017	13:1	96.0 x 62.1	96.0	ArmorGlide	Deglaze / Hone	PK1368	
CRF450X	2005-2017	13.5:1	96.0 x 62.1	96.0	ArmorGlide	Deglaze / Hone		
CRF450X	2005-2017	12.5:1	96.0 x 62.1	101.0	ArmorGlide	Cylinder Required		
XR500, XR500R XL500S, XL500R FT500	1979-1982 1979-1982 1982-1984	10.5:1	89.0 x 80.0	89.0 89.5 90.0 90.9 95.0		Deglaze / Hone Bore & Hone Bore & Hone Bore & Hone Resleeve		
XR500, XR500R XL500S, XL500R FT500	1979-1982 1979-1982 1982-1984	12:1	89.0 x 80.0	89.0 89.5 90.0		Deglaze / Hone Bore & Hone Bore & Hone		
XR500R Radial Head	1983-1984	10.25:1	92.0 x 75.0	92.0 92.5 93.0		Deglaze / Hone Bore & Hone Bore & Hone		
XL600R Radial Head	1983-1987	11:1	100.0 x 75.0	100.0 101.0 102.4		Deglaze / Hone Bore & Hone Bore & Hone		
XR600R Radial Head <i>1988-1990 has Nikasil Bore - Cylinder sleeving or replating required for oversizes</i>	1985-2000	9:1	97.0 x 80.0	97.0 97.5 98.0 100.0		Deglaze / Hone Bore/Replate/Sleeve Bore/Replate/Sleeve Bore/Replate/Sleeve		
XR600R Radial Head <i>1988-1990 has Nikasil Bore - Cylinder sleeving or replating required for oversizes</i>	1985-2000	11:1	97.0 x 80.0	97.0 97.5 98.0 100.0		Deglaze / Hone Bore/Replate/Sleeve Bore/Replate/Sleeve Bore/Replate/Sleeve		
XR650C XR650L European Dominator, SLR650	1993-1999 1993-2017	8.7:1 8.7:1 9:1	100.0 x 82.0	100.0 101.0 102.4		Deglaze / Hone Bore & Hone Bore & Hone	PK1742 PK1743 PK1744	
XR650C XR650L European Dominator, SLR650	1993-1999 1993-2017	10.5:1 10.5:1 10.8:1	100.0 x 82.0	100.0 101.0 102.4		Deglaze / Hone Bore & Hone Bore & Hone		

- Premium pump fuel required for high compression ratios up to 13.5:1.

- Increased Octane (race fuel) required for comp. ratios over 13.5:1.

PK kits include: Pistons, rings, pins, clips, top end gasket kit, & needle bearing when applicable.

CK kits include: Pistons, rings, pins, clips, top end gasket kit, & cylinder/sleeve when applicable.

Individual pistons include: Rings, pins & clips (unless noted otherwise).

	Single Piston	Single Piston Pricing	Ring Set	Piston Pin	Circlip	Top End Gasket Kit	Intake Valve	Exhaust Valve	Cam Chain	EFI Controller
	4822M09600		9600ZV	S660	CW19	W6445	VIT025	VES002	CC002	
	4823M09600		9600ZV	S660	CW19	W6445	VIT025	VES002	CC002	
	4890M10100		10100ZS	S660	CW19	W6443	VIT025	VES002	CC002	
	4117M08900 4117M08950 4117M09000 4117M09100 4117M09500		3504XC 3524XC 3544XC 3580XC 3740XH	S527	CW21	W5426 89-91mm W6427 95mm				
	4163M08900 4163M08950 4163M09000		3504XC 3524XC 3544XC	S527	CW21	W5426				
	4330M09200 4330M09250 4330M09300		3622XC 3642XC 3661XC	S419	CW22	W5528				
	4332M10000 4332M10100 4332M10241		3937XH 3977XH 4032GFX	S627	CW24	W5428				
	4577M09700 4577M09750 4577M09800 4577M10000		3819XH 3839XH 3858XH 3937XH	S627	CW24	W5429 97-98mm W5435 100mm	VIS004 1993-2000	VES004 1993-2000	CC005 1993-2000	
	4366M09700 4366M09750 4366M09800 4366M10000		3819XH 3839XH 3858XH 3937XH	S627	CW24	W5429 97-98mm W5435 100mm	VIS004 1993-2000	VES004 1993-2000	CC005 1993-2000	
	4562M10000 4562M10100 4562M10241		3937XH 3977XH 4032GFX	S627	CW24	W6231 100-101mm W5430 102.4mm	VIS004	VES004	CC005	
	4989M10000 4989M10100 4989M10241		3937XH 3977XH 4032GFX	S627	CW24	W6231 100-101mm W5430 102.4mm	VIS004	VES004	CC005	

Racer Elite • 2-Stroke

Racer Elite • 4-Stroke

Off-Rd. • 2-Stroke

Off-Rd. • 4-Stroke

ATV • 2-Stroke

ATV • 4-Stroke

Street Bikes

PWC

Crankshafts

Clutch

Valve Train

Accessories

Model <i>Off-Road • 4-Stroke</i>	Years	Comp. Ratio	Stock Engine Bore x Stroke	Bore Size	Piston Type & Coatings	Cylinder & Machining Requirements	Top End Kit	Top End Kit Pricing
HONDA								
XR650R	2000-2007	10:1	100.0 x 82.6	100.0 102.4		Deglaze / Hone Bore & Hone		
XR650R	2000-2007	11:1	100.0 x 82.6	100.0 102.4		Deglaze / Hone Bore & Hone		
HUSABERG								
FE 250	2013		76.0 x 55.0	76.0	ArmorGlide	Deglaze / Hone	PK1763	
FE 250	2013	12.8:1	76.0 x 55.0	78.0	ArmorGlide	Bore / Replate		
FE 250	2013	13.5:1	76.0 x 55.0	76.0	ArmorGlide	Deglaze / Hone		
FE 250	2013	13.8:1	76.0 x 55.0	78.0	ArmorGlide	Bore / Replate		
FE 250	2014	Stock	78.0 x 52.3	78.0	ArmorGlide Boxed Forging	Deglaze / Hone	PK1894	
FE 350	2013-2014	12.3:1	88.0 x 57.5	88.0	ArmorGlide	Deglaze / Hone	PK1895	
FE 350	2013-2014	13:1	88.0 x 57.5	88.0	ArmorGlide	Deglaze / Hone	PK1896	
FE 450	2013-2014	11.8:1	95.0 x 63.4	95.0	ArmorGlide Boxed Forging	Deglaze / Hone	PK1901	
FE 501	2013-2014	11.8:1	95.0 x 72.0	95.0	ArmorGlide Boxed Forging	Deglaze / Hone	PK1916	
FE 501	2013-2014	12.5:1	95.0 x 72.0	95.0	ArmorGlide Boxed Forging	Deglaze / Hone	PK1917	
FE/FC 550 FE/FS/FX 650	2003-2008 2000-2007	11.8:1	100.0 x 70.0	100.0	ArmorGlide	Deglaze / Hone		

- Premium pump fuel required for high compression ratios up to 13.5:1.

- Increased Octane (race fuel) required for comp. ratios over 13.5:1.

PK kits include: Pistons, rings, pins, clips, top end gasket kit, & needle bearing when applicable.

CK kits include: Pistons, rings, pins, clips, top end gasket kit, & cylinder/sleeve when applicable.

Individual pistons include: Rings, pins & clips (unless noted otherwise).

Single Piston	Single Piston Pricing	Ring Set	Piston Pin	Circlip	Top End Gasket Kit	Intake Valve	Exhaust Valve	Cam Chain	EFI Controller
4715M10000 4715M10240		3937XS 4032GFX	S626	CW23	W5892 100mm W5891 102.4mm				
4716M10000 4716M10240		3937XS 4032GFX	S626	CW23	W5892 100mm W5891 102.4mm				
4981M07600		2992ZG	S686	CW16	W6573	VIT013	VET013	CC032	
11047M07800		3071XG	S686	CW16		VIT013	VET013	CC032	
40006M07600		2992ZG	S686	CW16	W6573	VIT013	VET013	CC032	
11035M07800		3071XG	S686	CW16		VIT013	VET013	CC032	
40074M07800		7800YB	S677	W6883	W6916	VIT043	VET041	CC033	
40056M08800		8800YD	S759	CW18	W6896	VIT038	VET038	CC033	
40090M08800		8800YD	S759	CW18	W6896	VIT038	VET038	CC033	
40091M09500		9500ZV	S682	CW19	W6903	VIT039 2013 VIT040 2014	VES037	CC035	
40064M09500		9500ZV	S682	CW19	W6903				
40131M09500		9500ZV	S682	CW19	W6903				
10895M10000		10000ZV	S675	CW20		VIS035 2004-2008	VES035		

Racer Elite • 2-Stroke

Racer Elite • 4-Stroke

Off-Rd. • 2-Stroke

Off-Rd. • 4-Stroke

ATV • 2-Stroke

ATV • 4-Stroke

Street Bikes

PWC

Crankshafts

Clutch

Valve Train

Accessories

Model <i>Off-Road • 4-Stroke</i>	Years	Comp. Ratio	Stock Engine Bore x Stroke	Bore Size	Piston Type & Coatings	Cylinder & Machining Requirements	Top End Kit	Top End Kit Pricing
HUSQVARNA								
TE 250	2006-2009	12.9:1	76.0 x 55.0	76.0	ArmorGlide	Deglaze / Hone		
FC 250	2014-2015	13.9:1	78.0 x 52.3	78.0	ArmorGlide Boxed Forging	Deglaze / Hone	PK1894	
FC 250	2016-2018	14.4:1	78.0 x 52.3	78.0	ArmorGlide Strutted Forging	Deglaze / Hone	PK1924	
FE 250	2014-2016	13.9:1	78.0 x 52.3	78.0	ArmorGlide Boxed Forging	Deglaze / Hone	PK1894	
FE 250	2017-2018	13.9:1	78.0 x 52.3	78.0	ArmorGlide Boxed Forging	Deglaze / Hone		
FC 350	2014-2015	13.5:1	88.0 x 57.5	88.0	ArmorGlide	Deglaze / Hone	PK1885	
FC 350	2014-2015	14.5:1	88.0 x 57.5	88.0	ArmorGlide	Deglaze / Hone	PK1886	
FC 350	2016-2018	14:1	88.0 x 57.5	88.0	ArmorGlide	Deglaze / Hone	PK1925	
FE 350	2014-2016	12.3:1	88.0 x 57.5	88.0	ArmorGlide	Deglaze / Hone	PK1895	
FE 350	2014-2016	13:1	88.0 x 57.5	88.0	ArmorGlide	Deglaze / Hone	PK1896	
FX 350	2017-2018	14:1	88.0 x 57.5	88.0	ArmorGlide	Deglaze / Hone		
TC 450 TE 450	2006-2009	12.9:1	97.0 x 60.8	97.0	ArmorGlide	Deglaze / Hone		
FC 450 FS 450 FX 450	2014-2018 2015-2018 2017-2018	12.6:1	95.0 x 63.4	95.0	ArmorGlide Boxed Forging	Deglaze / Hone	PK1897 2014-2015 PK1929 2016-2018	
FC 450 FS 450 FX 450	2014-2018 2015-2018 2017-2018	13.5:1	95.0 x 63.4	95.0	ArmorGlide Boxed Forging	Deglaze / Hone	PK1898 2014-2015 PK1930 2016-2018	

- Premium pump fuel required for high compression ratios up to 13.5:1.
- Increased Octane (race fuel) required for comp. ratios over 13.5:1.

PK kits include: Pistons, rings, pins, clips, top end gasket kit, & needle bearing when applicable.
CK kits include: Pistons, rings, pins, clips, top end gasket kit, & cylinder/sleeve when applicable.
Individual pistons include: Rings, pins & clips (unless noted otherwise).

	Single Piston	Single Piston Pricing	Ring Set	Piston Pin	Circlip	Top End Gasket Kit	Intake Valve	Exhaust Valve	Cam Chain	EFI Controller
	10887M07600		7600VC	S686	CW16					
	40074M07800		7800YB	S677	W6883	W6916	VIT043	VET041	CC033	
	40144M07800		7800YBA	S677	W6883	W6961	VIT043	VET041	CC039	
	40074M07800		7800YB	S677	W6883	W6916	VIT043	VET041	CC033	
	40074M07800		7800YB	S677	W6883	W6961	VIT043	VET041	CC033	
	40014M08800		8800YD	S759	CW18	W6896	VIT038	VET038	CC033	
	40015M08800		8800YD	S759	CW18	W6896	VIT038	VET038	CC033	
	40014M08800		8800YD	S759	CW18	W6965	VIT038	VET038	CC039	
	40056M08800		8800YD	S759	CW18	W6896	VIT038	VET038	CC033	2014-2016
	40090M08800		8800YD	S759	CW18	W6896	VIT038	VET038	CC033	
	40014M08800		8800YD	S759	CW18	W6965	VIT038	VET038	CC039	
	10888M09700		9700ZS	S641	CW20					
	40073M09500		9500ZV	S682	CW19	W6913 2013-2015 W6980 2016-2018	VIT040	VET040	CC035 2014-2015 CC032 2016-2018	
	40117M09500		9500ZV	S682	CW19	W6913 2013-2015 W6980 2016-2018	VIT040	VET040	CC035 2014-2015 CC032 2016-2018	

Racer Elite • 2-Stroke

Racer Elite • 4-Stroke

Off-Rd. • 2-Stroke

Off-Rd. • 4-Stroke

ATV • 2-Stroke

ATV • 4-Stroke

Street Bikes

PWC

Crankshafts

Clutch

Valve Train

Accessories

Model <i>Off-Road • 4-Stroke</i>	Years	Comp. Ratio	Stock Engine Bore x Stroke	Bore Size	Piston Type & Coatings	Cylinder & Machining Requirements	Top End Kit	Top End Kit Pricing
HUSQVARNA								
FE 450	2014-2018	11.8:1	95.0 x 63.4	95.0	ArmorGlide Boxed Forging	Deglaze / Hone	PK1901 2014-2016	
FE 501	2014-2018	11.8:1	95.0 x 72.0	95.0	ArmorGlide Boxed Forging	Deglaze / Hone	PK1916	
FE 501	2014-2018	12.5:1	95.0 x 72.0	95.0	ArmorGlide Boxed Forging	Deglaze / Hone	PK1917	
TE 510	2006-2009	12.9:1	97.0 x 67.8	97.0	ArmorGlide	Deglaze / Hone		
TE / TC 570	2001-2002	10:1	98.0 x 76.4	98.0	ArmorGlide	Deglaze / Hone		
610	1991-1998	11:1	98.0 x 76.5	98.0	ArmorGlide	Deglaze / Hone		
JAWA								
500 889-9-208. 889-9-210 <i>Engines with 20mm pin</i>	All	Maximum	90.0 x 78.0	90.0		Deglaze / Hone		
KAWASAKI								
KLX110 / KLX110L	2002-2018	11:1	53.0 x 50.6	53.5 54.0		Deglaze / Hone Bore & Hone		
KLX125	2002-2006	11:1	57.0 x 48.8	57.0 58.0 61.0		Deglaze / Hone Bore & Hone Bore & Hone		
KX250F	2004-2005	13.1:1	77.0 x 53.6	77.0 79.0		Deglaze / Hone Bore / Replate	PK1237 PK1238	
KX250F	2004-2005	14.1:1	77.0 x 53.6	77.0		Deglaze / Hone	PK1239	
KX250F	2004-2008	13.5:1	77.0 x 53.6	83.0	ArmorGlide	Cylinder Required		

- Premium pump fuel required for high compression ratios up to 13.5:1.

- Increased Octane (race fuel) required for comp. ratios over 13.5:1.

PK kits include: Pistons, rings, pins, clips, top end gasket kit, & needle bearing when applicable.

CK kits include: Pistons, rings, pins, clips, top end gasket kit, & cylinder/sleeve when applicable.

Individual pistons include: Rings, pins & clips (unless noted otherwise).

	Single Piston	Single Piston Pricing	Ring Set	Piston Pin	Circlip	Top End Gasket Kit	Intake Valve	Exhaust Valve	Cam Chain	EFI Controller
	40091M09500		9500ZV	S682	CW19	W6903 2014-2016	VIT040	VES037	CC035 2014-2016 CC032 2018	
	40064M09500		9500ZV	S682	CW19	W6903	VIT040	VES037	CC036 2014-2016 CC002 2017-2018	
	40131M09500		9500ZV	S682	CW19	W6903	VIT040	VES037	CC036 2014-2016 CC002 2017-2018	
	10890M09700		3819XS	S641	CW20					
	10896M09800		9800ZV	S618	W5590					
	10897M09800		9800ZV	S618	W5590					
	11008M09000		9000J	S673	CW20					
	4875M05350 4875M05400		2106XE 2126XE	S592	CW13	W6388				
	4815M05700 4815M05800 4815M06100		2244XE 2283XE 2402XA	S593	CW14	W6209 57-59mm W6206 61mm				
	4842M07700 4842M07900		7700YC 3110XG	S677	CW16	W6255 77mm W6284 79mm	VIT011	VET011	CC007	
	4843M07700		7700YC	S677	CW16	W6255	VIT011	VET011	CC007	
	4983M08300		3268ZG	S677	CW16		VIT011	VET011	CC007	

Racer Elite • 2-Stroke

Racer Elite • 4-Stroke

Off-Rd. • 2-Stroke

Off-Rd. • 4-Stroke

ATV • 2-Stroke

ATV • 4-Stroke

Street Bikes

PWC

Crankshafts

Clutch

Valve Train

Accessories

Model <i>Off-Road • 4-Stroke</i>	Years	Comp. Ratio	Stock Engine Bore x Stroke	Bore Size	Piston Type & Coatings	Cylinder & Machining Requirements	Top End Kit	Top End Kit Pricing
KAWASAKI								
KX250F	2006	13.5:1	77.0 x 53.6	77.0	ArmorGlide	Deglaze / Hone Bore / Replate	PK1596 PK1238	
KX250F	2007-2008	13.5:1	77.0 x 53.6	77.0	ArmorGlide	Deglaze / Hone Bore / Replate	PK1598 PK1238	
KX250F	2007-2008	14:1	77.0 x 53.6	77.0	ArmorGlide	Deglaze / Hone	PK1597	
KX250F	2009	13.5:1	77.0 x 53.6	77.0	ArmorGlide	Deglaze / Hone Bore / Replate	PK1827	
KX250F	2009	14:1	77.0 x 53.6	77.0	ArmorGlide	Deglaze / Hone	PK1826	
KX250F	2009	13.5:1	77.0 x 53.6	83.0	ArmorGlide	Cylinder Required		
KX250F	2010	13.2:1	77.0 x 53.6	77.0	ArmorGlide	Deglaze / Hone	PK1846	
KX250F	2010	14.2:1	77.0 x 53.6	77.0	ArmorGlide	Deglaze / Hone	PK1847	
KX250F	2011-2014	13.5:1	77.0 x 53.6	77.0	ArmorGlide Boxed Forging	Deglaze / Hone	PK1879	
KX250F	2011-2014	14.5:1	77.0 x 53.6	77.0	ArmorGlide Boxed Forging	Deglaze / Hone	PK1880	
KX250F	2015-2016	13.8:1	77.0 x 53.6	77.0	ArmorGlide Boxed Forging	Deglaze / Hone	PK1918	
KX250F	2015-2016	14.5:1	77.0 x 53.6	77.0	ArmorGlide Boxed Forging	Deglaze / Hone	PK1919	
KX250F	2017-2018	13.7:1	77.0 x 53.6	77.0	ArmorGlide Boxed Forging	Deglaze / Hone	PK1931	
KX250F	2017-2018	14.5:1	77.0 x 53.6	77.0	ArmorGlide Boxed Forging	Deglaze / Hone	PK1932	

- Premium pump fuel required for high compression ratios up to 13.5:1.

- Increased Octane (race fuel) required for comp. ratios over 13.5:1.

PK kits include: Pistons, rings, pins, clips, top end gasket kit, & needle bearing when applicable.

CK kits include: Pistons, rings, pins, clips, top end gasket kit, & cylinder/sleeve when applicable.

Individual pistons include: Rings, pins & clips (unless noted otherwise).

	Single Piston	Single Piston Pricing	Ring Set	Piston Pin	Circlip	Top End Gasket Kit	Intake Valve	Exhaust Valve	Cam Chain	EFI Controller
	4904M07700 4842M07900		7700YC 3110XG	S677	CW16	W6255 77mm W6284 79mm	VIT011	VET011	CC007	
	4920M07700 4842M07900		7700YC 3110XG	S677	CW16	W6255 77mm W6284 79mm	VIT011	VET011	CC007	
	4927M07700		7700YC	S677	CW16	W6255 77mm	VIT011	VET011	CC007	
	4920M07700 4842M07900		7700YC	S677	CW16	W6661 77mm W6807 79mm	VIT033	VET011	CC007	
	4927M07700		7700YC	S677	CW16	W6661	VIT033	VET011	CC007	
	4983M08300		3268ZG	S677	CW16	W6661	VIT033	VET011	CC007	
	40009M07700		7700YC	S677	CW16	W6661	VIT033	VET011	CC007	
	40010M07700		7700YC	S677	CW16	W6661	VIT033	VET011	CC007	
	40019M07700		7700YC	S677	W6883	W6661	VIT033	VET011	CC007	
	40020M07700		7700YC	S677	W6883	W6661	VIT033	VET011	CC007	
	40124M07700		7700YC	S677	W6883	W6661	VIT033	VET011	CC007	
	40135M07700		7700YC	S677	W6883	W6661	VIT033	VET011	CC007	
	40165M07700		7700YC	S677	CW16	W6970			CC040	
	40178M07700		7700YC	S677	CW16	W6970			CC040	

Racer Elite • 2-Stroke

Racer Elite • 4-Stroke

Off-Rd. • 2-Stroke

Off-Rd. • 4-Stroke

ATV • 2-Stroke

ATV • 4-Stroke

Street Bikes

PWC

Crankshafts

Clutch

Valve Train

Accessories

Model <i>Off-Road • 4-Stroke</i>	Years	Comp. Ratio	Stock Engine Bore x Stroke	Bore Size	Piston Type & Coatings	Cylinder & Machining Requirements	Top End Kit	Top End Kit Pricing
KAWASAKI								
KLX300	1997-2006	11:1	78.0 x 61.2	78.0 80.0		Deglaze / Hone Bore / Replate		
KLX400	2003	12.2:1	90.0 x 62.6	90.0 92.0	ArmorGlide	Deglaze / Hone Bore / Replate	PK1659	
KLX400	2003	13.5:1	90.0 x 62.6	90.0 92.0	ArmorGlide	Deglaze / Hone Bore / Replate	PK1661	
KLX400	2003	12.5:1	90.0 x 62.6	94.5	ArmorGlide	Cylinder Required	PK1663	
KLX400	2003	13.5:1	90.0 x 62.6	94.5	ArmorGlide	Cylinder Required	PK1664	
KX450F	2006-2008	12:1	96.0 x 62.1	96.0 98.0	ArmorGlide	Deglaze / Hone	PK1403	
KX450F	2006-2008	13:1	96.0 x 62.1	96.0 98.0	ArmorGlide	Deglaze / Hone Bore / Replate	PK1405	
KX450F	2009-2012	12.5:1	96.0 x 62.1	96.0	ArmorGlide Boxed Forging	Deglaze / Hone	PK1841	
KX450F	2009-2012	13.5:1	96.0 x 62.1	96.0	ArmorGlide Boxed Forging	Deglaze / Hone	PK1840	
KX450F	2013-2014	12.5:1	96.0 x 62.1	96.0	ArmorGlide Boxed Forging	Deglaze / Hone	PK1889	
KX450F	2013-2014	13:1	96.0 x 62.1	96.0	ArmorGlide Boxed Forging	Deglaze / Hone	PK1890	
KX450F <i>* NOTE: OEM cylinder is 96.03mm bore size</i>	2015	12.8:1	96.0 x 62.1	96.0	ArmorGlide Boxed Forging	Deglaze / Hone		
KX450F <i>* NOTE: OEM cylinder is 96.03mm bore size</i>	2015	13.5:1	96.0 x 62.1	96.0	ArmorGlide Boxed Forging	Deglaze / Hone		
KX450F	2016-2018	12.5:1	96.0 x 62.1	96.0	ArmorGlide Boxed Forging	Deglaze / Hone		
KX450F	2016-2018	13:1	96.0 x 62.1	96.0	ArmorGlide Boxed Forging	Deglaze / Hone		

- Premium pump fuel required for high compression ratios up to 13.5:1.

- Increased Octane (race fuel) required for comp. ratios over 13.5:1.

PK kits include: Pistons, rings, pins, clips, top end gasket kit, & needle bearing when applicable.

CK kits include: Pistons, rings, pins, clips, top end gasket kit, & cylinder/sleeve when applicable.

Individual pistons include: Rings, pins & clips (unless noted otherwise).

	Single Piston	Single Piston Pricing	Ring Set	Piston Pin	Circlip	Top End Gasket Kit	Intake Valve	Exhaust Valve	Cam Chain	EFI Controller
	4630M07800 4630M08000		3071XG 3150XG	S533 78mm S523 80mm	CW17	W5567 78mm W5924 80mm			CC031	
	4713M09000 4713M09200		35433XR 3622XR	S549	CW20	W5881	VIS009	VES009	CC010	
	4714M09000 4714M09200		35433XR 3622XR	S549	CW20	W5881	VIS009	VES009	CC010	
	4795M09450		3720XP	S549	CW20	W6103	VIS009	VES009	CC010	
	4796M09450		3720XP	S549	CW20	W6103	VIS009	VES009	CC010	
	4900M09600		9600ZV	S682	CW19	W6434	VIT012	VET012	CC019	
	4901M09600 4901M09800		9600ZV 9800ZV	S682	CW19	W6434 96mm W6435 98mm	VIT012	VET012	CC019	
	4980M09600		9600ZV	S682	CW19	W6650	VIT034	VET034	CC022	
	4990M09600		9600ZV	S682	CW19	W6650	VIT034	VET034	CC022	
	40082M09600		9600ZV	S682	CW19	W6650	VIT034	VET034	CC022	FMC027
	40096M09600		9600ZV	S682	CW19	W6650	VIT034	VET034	CC022	FMC027
									2009-2018	
	40125M09603		9600ZV	S682	CW19	W6650	VIT034	VET034	CC022	FMC027
									2009-2018	
	40136M09603		9600ZV	S682	CW19	W6650	VIT034	VET034	CC022	FMC027
									2009-2018	
	40082M09600		9600ZV	S682	CW19	W6964	VIT046	VET034	CC022	FMC027
							2016-2018	2016-2018	2009-2018	
	40096M09600		9600ZV	S682	CW19	W6964	VIT046	VET034	CC022	FMC027
							2016-2018	2016-2018	2009-2018	

Racer Elite • 2-Stroke

Racer Elite • 4-Stroke

Off-Rd. • 2-Stroke

Off-Rd. • 4-Stroke

ATV • 2-Stroke

ATV • 4-Stroke

Street Bikes

PWC

Crankshafts

Clutch

Valve Train

Accessories

Model <i>Off-Road • 4-Stroke</i>	Years	Comp. Ratio	Stock Engine Bore x Stroke	Bore Size	Piston Type & Coatings	Cylinder & Machining Requirements	Top End Kit	Top End Kit Pricing
KAWASAKI								
KLX450R	2008-2015	12:1	96.0 x 62.1	96.0	ArmorGlide	Deglaze / Hone	PK1403	
KLX450R	2008-2015	13:1	96.0 x 62.1	96.0 98.0	ArmorGlide	Deglaze / Hone Bore / Replate	PK1405	
KLX650C KLX650R	1993-1995 1996-2001	9.5:1	100.0 x 82.0	100.0 100.5 101.5	ArmorGlide	Deglaze / Hone Bore & Hone Bore & Hone		
KTM								
250 SX-F 250 XC-F 250 XCF-W 250 EXC-F	2006-2012 2007-2012 2007-2012 2007-2013	12.8:1	76.0 x 55.0	76.0 78.0	ArmorGlide	Deglaze / Hone	PK1763	
250 SX-F 250 XC-F 250 XCF-W 250 EXC-F	2006-2012 2007-2012 2007-2012 2007-2013	13.5:1	76.0 x 55.0	76.0 78.0	ArmorGlide	Deglaze / Hone		
250 SX-F	2013-2015	13.9:1	78.0 x 52.3	78.0	ArmorGlide Boxed Forging	Deglaze / Hone	PK1894	
250 SX-F	2016-2018	14.4:1	78.0 x 52.3	78.0	ArmorGlide Strutted Forging	Deglaze / Hone	PK1924	
250 EXC-F 250 XC-F / XCF-W	2014-2016 2013-2014	Stock	78.0 x 52.3	78.0	ArmorGlide Boxed Forging	Deglaze / Hone	PK1894	
250 EXC-F	2017-2018	14.4:1	78.0 x 52.3	78.0	ArmorGlide Boxed Forging	Deglaze / Hone		
350 SX-F	2011-2015	13.5:1	88.0 x 57.5	88.0	ArmorGlide	Deglaze / Hone	PK1885	
350 SX-F	2011-2015	14.5:1	88.0 x 57.5	88.0	ArmorGlide	Deglaze / Hone	PK1886	
350 SX-F	2016-2018	14:1	88.0 x 57.5	88.0	ArmorGlide	Deglaze / Hone	PK1925	
350 EXC-F 350 XC-F 350 XCF-W 350 Freeride	2012-2016 2012-2015 2012-2015 2012-2017	12.3:1	88.0 x 57.5	88.0	ArmorGlide	Deglaze / Hone	PK1895	

- Premium pump fuel required for high compression ratios up to 13.5:1.

- Increased Octane (race fuel) required for comp. ratios over 13.5:1.

PK kits include: Pistons, rings, pins, clips, top end gasket kit, & needle bearing when applicable.

CK kits include: Pistons, rings, pins, clips, top end gasket kit, & cylinder/sleeve when applicable.

Individual pistons include: Rings, pins & clips (unless noted otherwise).

	Single Piston	Single Piston Pricing	Ring Set	Piston Pin	Circlip	Top End Gasket Kit	Intake Valve	Exhaust Valve	Cam Chain	EFI Controller
	4900M09600		9600ZV	S682	CW19	W6434			CC019	
	4901M09600 4901M09800		9600ZV 9800ZV	S682	CW19	W6434 96mm W6435 98mm			CC019	
	40133M10000 40133M10050 40133M10100		3937XS 10050XS 10100XS	S627	W6045					
	4981M07600 11047M07800		2992ZG 3071XG	S686	CW16	W6573	VIT013	VET013	CC032 2009-2012	FMC144 2011-2015 SX-F
	40006M07600 11035M07800		2992ZG 3071XG	S686	CW16	W6573	VIT013	VET013	CC032 2009-2012	FMC144 2011-2015 SX-F
	40074M07800		7800YB	S677	W6883	W6916	VIT043	VET041	CC033	FMC144 2011-2015 SX-F
	40144M07800		7800YBA	S677	W6883	W6961	VIT043	VET041	CC039	
	40074M07800		7800YB	S677	W6883	W6916	VIT043	VET041	CC033	
	40074M07800		7800YBA	S677	W6883	W6961	VIT043	VET041	CC039	
	40014M08800		8800YD	S759	CW18	W6896	VIT038	VET038	CC033	FMC144 2011-2015 SX-F
	40015M08800		8800YD	S759	CW18	W6896	VIT038	VET038	CC033	FMC144 2011-2015 SX-F
	40014M08800		8800YD	S759	CW18	W6965	VIT038	VET038	CC039	
	40056M08800		8800YD	S759	CW18	W6896	VIT038	VET038	CC033	

Racer Elite • 2-Stroke

Racer Elite • 4-Stroke

Off-Rd. • 2-Stroke

Off-Rd. • 4-Stroke

ATV • 2-Stroke

ATV • 4-Stroke

Street Bikes

PWC

Crankshafts

Clutch

Valve Train

Accessories

Model <i>Off-Road • 4-Stroke</i>	Years	Comp. Ratio	Stock Engine Bore x Stroke	Bore Size	Piston Type & Coatings	Cylinder & Machining Requirements	Top End Kit	Top End Kit Pricing
KTM								
350 EXC-F 350 XC-F 350 XCF-W 350 Freeride	2012-2016 2012-2015 2012-2015 2012-2017	13:1	88.0 x 57.5	88.0	ArmorGlide	Deglaze / Hone	PK1896	
350 EXC-F	2017-2018	12.3:1	88.0 x 57.5	88.0	ArmorGlide	Deglaze / Hone		
450 SX 450 XC	2003-2006 2006	12:1	95.0 x 63.4	95.0	ArmorGlide	Deglaze / Hone		
450 SX 450 XC	2003-2006 2006	13:1	95.0 x 63.4	95.0	ArmorGlide	Deglaze / Hone		
450 SX-F 450 XC-F	2007-2012 2007-2010	12.5:1	97.0 x 60.8	97.0	ArmorGlide Boxed Forging	Deglaze / Hone		
450 SX-F 450 XC-F	2007-2012 2007-2010	13.5:1	97.0 x 60.8	97.0	ArmorGlide Boxed Forging	Deglaze / Hone		
450 SX-F	2013-2018	12.6:1	95.0 x 63.4	95.0	ArmorGlide Boxed Forging	Deglaze / Hone	PK1897 2013-2015 PK1929 2016-2018	
450 SX-F	2013-2018	13.5:1	95.0 x 63.4	95.0	ArmorGlide Boxed Forging	Deglaze / Hone	PK1898 2013-2015 PK1930 2016-2018	
450 EXC 450 MXC 450 XC-W	2003-2007	11:1	89.0 x 72.0	89.0	ArmorGlide	Deglaze / Hone	PK1445	
450 EXC 450 MXC 450 XC-W	2003-2007	12:1	89.0 x 72.0	89.0	ArmorGlide	Deglaze / Hone	PK1447	
450 EXC 450 MXC 450 XC-W	2003-2007	13.5:1	89.0 x 72.0	89.0	ArmorGlide	Deglaze / Hone		

- Premium pump fuel required for high compression ratios up to 13.5:1.

- Increased Octane (race fuel) required for comp. ratios over 13.5:1.

PK kits include: Pistons, rings, pins, clips, top end gasket kit, & needle bearing when applicable.

CK kits include: Pistons, rings, pins, clips, top end gasket kit, & cylinder/sleeve when applicable.

Individual pistons include: Rings, pins & clips (unless noted otherwise).

	Single Piston	Single Piston Pricing	Ring Set	Piston Pin	Circlip	Top End Gasket Kit	Intake Valve	Exhaust Valve	Cam Chain	EFI Controller
	40090M08800		8800YD	S759	CW18	W6896	VIT038	VET038	CC033	
	40166M08800		8800YD	S759	CW18	W6965	VIT038	VET038	CC039	
	4805M09500		9500ZS	S641	CW20	W6153	VIT014	VET014		
	4806M09500		9500ZS	S641	CW20	W6153	VIT014	VET014		
	4937M09700		9700ZS	S682	CW19	W6660 <i>SX-F 2007-12 XC-F 2008-09</i>	VIT020	VET020	CC034	FMC144 2011-2015 SX-F
	4938M09700		9700ZS	S682	CW19	W6660 <i>SX-F 2007-12 XC-F 2008-09</i>	VIT020	VET020	CC034	FMC144 2011-2015 SX-F
	40073M09500		9500ZV	S682	CW19	W6913 2013-2015 W6980 2016-2018 2015 FE model	VIT040	VET040	CC035 CC032	FMC144 2011-2015 SX-F
	40117M09500		9500ZV	S682	CW19	W6913 2013-2015 W6980 2016-2018 2015 FE model	VIT040	VET040	CC035 CC032	FMC144 2011-2015 SX-F
	4941M08900		8900ZC 9100ZC	S553	W5509	W5883	VIS035	VES035		
	4942M08900		8900ZC 9100ZC	S553	W5509	W5883	VIS035	VES035		
	4959M08900		8900ZC	S641	W5509	W5883	VIS035	VES035		

Racer Elite • 2-Stroke

Racer Elite • 4-Stroke

Off-Rd. • 2-Stroke

Off-Rd. • 4-Stroke

ATV • 2-Stroke

ATV • 4-Stroke

Street Bikes

PWC

Crankshafts
Clutch
Valve Train
Accessories

Model Off-Road • 4-Stroke	Years	Comp. Ratio	Stock Engine Bore x Stroke	Bore Size	Piston Type & Coatings	Cylinder & Machining Requirements	Top End Kit	Top End Kit Pricing
KTM								
450 EXC 450 XC-F 450 XC-W	2012-2018	11.8:1	95.0 X 63.4	95.0	ArmorGlide Boxed Forging	Deglaze / Hone	PK1901 2012-2016 Only	
500 EXC 500 XC-W	2012-2018 2012-2016	11.8:1	95.0 X 72.0	95.0	ArmorGlide Boxed Forging	Deglaze / Hone	PK1916	
500 EXC 500 XC-W	2012-2018 2012-2016	12.5:1	95.0 X 72.0	95.0	ArmorGlide Boxed Forging	Deglaze / Hone	PK1917	
505 SX-F 505 XC	2007-2008	12.5:1	100.0 x 60.8	100.0	ArmorGlide	Deglaze / Hone		
505 SX-F 505 XC	2007-2008	13.5:1	100.0 x 60.8	100.0	ArmorGlide	Deglaze / Hone		
520 SX 520 EXC 525 SX 525 EXC	2000-2002 2000-2002 2003-2007 2003-2007	11:1	95.0 x 72.0	95.0 97.0		Deglaze / Hone Bore / Replate	PK1850	
520 SX 520 EXC 525 SX 525 EXC	2000-2002 2000-2002 2003-2007 2003-2007	12.5:1	95.0 x 72.0	95.0 97.0		Deglaze / Hone Bore / Replate	PK1851	
620 LC4 625 LC4 640 LC4	1994-2008	11.5:1	101.0 x 76.0	101.0 102.0 103.0 105.0	ArmorGlide	Deglaze / Hone Bore & Hone Bore & Hone Bore & Hone		
620 LC4 625 LC4 640 LC4	1994-2008	12:1	101.0 x 76.0	101.0 102.0 103.0 105.0	ArmorGlide	Deglaze / Hone		
990 LC8 V-Twin Superduke, Adventure	All	11.8:1	101.0 x 62.4	101.0		Deglaze / Hone		
SUZUKI								
DRZ110	2003-2005	11:1	53.0 x 50.6	53.5 54.0		Deglaze / Hone Bore & Hone		
DRZ125 / DRZ125L	2003-2017	11:1	57.0 x 48.8	57.0 58.0 61.0		Deglaze / Hone Bore & Hone Bore & Hone		

- Premium pump fuel required for high compression ratios up to 13.5:1.
- Increased Octane (race fuel) required for comp. ratios over 13.5:1.

PK kits include: Pistons, rings, pins, clips, top end gasket kit, & needle bearing when applicable.
CK kits include: Pistons, rings, pins, clips, top end gasket kit, & cylinder/sleeve when applicable.
Individual pistons include: Rings, pins & clips (unless noted otherwise).

Single Piston	Single Piston Pricing	Ring Set	Piston Pin	Circlip	Top End Gasket Kit	Intake Valve	Exhaust Valve	Cam Chain	EFI Controller
40091M09500		9500ZV	S682	CW19	W6903 2012-2016 Only	VIT039 2008-2013 VIT040 2014-2018	VES037 2014-2018	CC035 2012-2016 CC032 2017	
40064M09500		9500ZV	S682	CW19	W6903	VIT039 2012-2013 VIT040 2014-2018	VES037	CC036 2012-2016 CC002 2017-2018	
40131M09500		9500ZV	S682	CW19	W6903	VIT039 2012-2013 VIT040 2014-2018	VES037	CC035 2012-2016 CC002 2017-2018	
4947M10000		10000ZV	S675	CW20	W6919	VIT020	VET020	CC034	
4948M10000		10000ZV	S675	CW20	W6919	VIT020	VET020	CC034	
4731M09500 4731M09700		9500ZS 9700ZS	S641	CW20	W5885	VIS035	VES035		
4732M09500 4732M09700		9500ZS 9700ZS	S641	CW20	W5885	VIS035	VES035		
7849M10100 7849M10200 7849M10300 7850M10507 7853M10100		10100XS 10200XS 10300XS 4137GFX 3977XH	S550 S655	W5590 CW22					
7986M10100		10100XS	S618	W5590					
4875M05350 4875M05400		2106XE 2126XE	S592	CW13	W6388				
4815M05700 4815M05800 4815M06100		2244XE 2283XE 2402XA	S593	CW14	W6209 57-59mm W6206 61mm				

Racer Elite • 2-Stroke

Racer Elite • 4-Stroke

Off-Rd. • 2-Stroke

Off-Rd. • 4-Stroke

ATV • 2-Stroke

ATV • 4-Stroke

Street Bikes

PWC

Crankshafts

Clutch

Valve Train

Accessories

Model Off-Road • 4-Stroke	Years	Comp. Ratio	Stock Engine Bore x Stroke	Bore Size	Piston Type & Coatings	Cylinder & Machining Requirements	Top End Kit	Top End Kit Pricing
SUZUKI								
DRZ250	2002-2006	11.5:1	73.0 x 59.6	73.0		Deglaze / Hone Resleeve 3382FA		
RMZ250	2004-2006	13.1:1	77.0 x 53.6	77.0 79.0		Deglaze / Hone Bore / Replate	PK1237	
RMZ250	2004-2006	14.1:1	77.0 x 53.6	77.0		Deglaze / Hone	PK1239	
RMZ250	2004-2006	13.5:1	77.0 x 53.6	83.0	ArmorGlide	Cylinder Required		
RMZ250	2007-2009	13.4:1	77.0 x 53.6	77.0	ArmorGlide	Deglaze / Hone	PK1670	
RMZ250	2007-2009	13.9:1	77.0 x 53.6	77.0	ArmorGlide	Deglaze / Hone	PK1671	
RMZ250	2007-2009	13.5:1	77.0 x 53.6	83.0	ArmorGlide	Cylinder Required		
RMZ250	2010-2018	13.4:1	77.0 x 53.6	77.0	ArmorGlide	Deglaze / Hone	PK1877	
RMZ250	2010-2018	13.9:1	77.0 x 53.6	77.0	ArmorGlide	Deglaze / Hone	PK1878	
DR350	1990-1999	10.5:1	79.0 x 71.2	79.0 80.0 81.0 82.0 83.0		Deglaze / Hone Bore & Hone Bore & Hone Bore & Hone Bore & Hone	PK1673 PK1675	
DRZ400	2000-2018	12.2:1	90.0 x 62.6	90.0 92.0	ArmorGlide	Deglaze / Hone Bore / Replate	PK1659	
DRZ400	2000-2018	13.5:1	90.0 x 62.6	90.0 92.0	ArmorGlide	Deglaze / Hone Bore / Replate	PK1661	
DRZ400	2000-2018	12.5:1	90.0 x 62.6	94.5	ArmorGlide	Cylinder Required	PK1663	
DRZ400	2000-2018	13.5:1	90.0 x 62.6	94.5	ArmorGlide	Cylinder Required	PK1664	

- Premium pump fuel required for high compression ratios up to 13.5:1.

- Increased Octane (race fuel) required for comp. ratios over 13.5:1.

PK kits include: Pistons, rings, pins, clips, top end gasket kit, & needle bearing when applicable.

CK kits include: Pistons, rings, pins, clips, top end gasket kit, & cylinder/sleeve when applicable.

Individual pistons include: Rings, pins & clips (unless noted otherwise).

Single Piston	Single Piston Pricing	Ring Set	Piston Pin	Circlip	Top End Gasket Kit	Intake Valve	Exhaust Valve	Cam Chain	EFI Controller
4776M07300 4777M08000		2874XC 8000XX	S475	CW19	W6106 73mm W6107 80mm				
4842M07700 4842M07900		7700YC 3110XG	S677	CW16	W6255 77mm W6284 79mm	VIT011	VET011	CC007	
4843M07700		7700YC	S677	CW16	W6255	VIT011	VET011	CC007	
4983M08300		3268XG	S677	CW16		VIT011	VET011	CC007	
4921M07700		7700YC	S677	CW16	W6615	VIT031	VET031	CC007	
4928M07700		7700YC	S677	CW16	W6615	VIT031	VET031	CC007	
4983M08300		3268XG	S677	CW16		VIT031	VET031	CC007	
40007M07700		7700YC	S677	CW16	W6885	VIT041	VET031	CC007	FMC140 2010-2016
40012M07700		7700YC	S677	CW16	W6885	VIT041	VET031	CC007	FMC140 2010-2016
4576M07900 4576M08000 4576M08100 4576M08200 4576M08300		3110XG 3150XG 3189XG 3228XG 3268XG	S520	CW20	W5280 79-80mm W5432 81-83mm				
4713M09000 4713M09200		35433XR 3622XR	S549	CW20	W5881	VIS009	VES009	CC010	
4714M09000 4714M09200		35433XR 3622XR	S549	CW20	W5881	VIS009	VES009	CC010	
4795M09450		3720XP	S549	CW20	W6103	VIS009	VES009	CC010	
4796M09450		3720XP	S549	CW20	W6103	VIS009	VES009	CC010	

Racer Elite • 2-Stroke

Racer Elite • 4-Stroke

Off-Rd. • 2-Stroke

Off-Rd. • 4-Stroke

ATV • 2-Stroke

ATV • 4-Stroke

Street Bikes

PWC

Crankshafts

Clutch

Valve Train

Accessories

Model <i>Off-Road • 4-Stroke</i>	Years	Comp. Ratio	Stock Engine Bore x Stroke	Bore Size	Piston Type & Coatings	Cylinder & Machining Requirements	Top End Kit	Top End Kit Pricing
SUZUKI								
RMZ450	2005-2007	12:1	95.5 x 62.8	95.5	ArmorGlide	Deglaze / Hone	PK1399	
RMZ450	2005-2007	13:1	95.5 x 62.8	95.5	ArmorGlide	Deglaze / Hone	PK1386	
RMZ450 RMX450Z	2008-2012 2010-2018	12.5:1	96.0 x 62.1	96.0	ArmorGlide Boxed Forging	Deglaze / Hone	PK1860	
RMZ450 RMX450Z	2008-2012 2010-2018	13.2:1	96.0 x 62.1	96.0	ArmorGlide Boxed Forging	Deglaze / Hone	PK1881	
RMZ450	2013-2018	12.5:1	96.0 x 62.1	96.0	ArmorGlide Boxed Forging	Deglaze / Hone	PK1891	
RMZ450	2013-2018	13:1	96.0 x 62.1	96.0	ArmorGlide Boxed Forging	Deglaze / Hone	PK1893	
DR600 SP600 Djebel	1985-1989		94.0 x 85.0	95.0 96.0 97.0		Bore & Hone Bore & Hone Bore & Hone		
DR650	1990-1995		95.0 x 90.4	95.0 96.0 97.0		Deglaze / Hone Bore & Hone Bore & Hone		
VOR								
500	2000-2002	11.8:1	95.0 x 71.0	95.0	ArmorGlide	Deglaze / Hone		
530	2002-2005	11.5:1	97.0 x 71.0	97.0	ArmorGlide	Deglaze / Hone		
YAMAHA								
TTR90 TTR90E	2003-2007	11:1	47.0 x 51.8	47.0 47.5		Deglaze / Hone Bore & Hone		
TTR125 All Models	2000-2018	11:1	54.0 x 54.0	54.0 54.5 55.0		Deglaze / Hone Bore & Hone Bore & Hone	PK1682 PK1683 PK1684	
TTR250	1999-2006	10.5:1	73.0 x 59.6	73.0 73.5 74.0 74.5 75.0		Deglaze / Hone Bore & Hone Bore & Hone Bore & Hone Bore & Hone		
XT250	2013-2018	10.5:1	74.0 x 58.0	74.0 76.0	ArmorGlide	Deglaze / Hone		

- Premium pump fuel required for high compression ratios up to 13.5:1.
- Increased Octane (race fuel) required for comp. ratios over 13.5:1.

PK kits include: Pistons, rings, pins, clips, top end gasket kit, & needle bearing when applicable.
CK kits include: Pistons, rings, pins, clips, top end gasket kit, & cylinder/sleeve when applicable.
Individual pistons include: Rings, pins & clips (unless noted otherwise).

Single Piston	Single Piston Pricing	Ring Set	Piston Pin	Circlip	Top End Gasket Kit	Intake Valve	Exhaust Valve	Cam Chain	EFI Controller
4869M09550		9550ZV	S682	CW19	W6416 95.5mm	VIT010 2005-2006 VIT018 2007	VET010 2005-2006 VET018 2007	CC011	
4870M09550		9550ZV	S682	CW19	W6416 95.5mm	VIT010 2005-2006 VIT018 2007	VET010 2005-2006 VET018 2007	CC011	
4953M09600		9600ZV	S682	CW19	W6640	VIT032	VET032	CC011	FMC028 RMZ450 Only
4954M09600		9600ZV	S682	CW19	W6640	VIT032	VET032	CC011	FMC028 RMZ450 Only
40086M09600		9600ZV	S682	CW19	W6640	VIT032	VET032	CC011	FMC028 RMZ450 Only 2009-2016
40110M09600		9600ZV	S682	CW19	W6640	VIT032	VET032	CC011	FMC028 RMZ450 Only
4597M09500 4597M09600 4597M09700		3740XH 3780XH 3819XH	S551	CW23					
4597M09500 4597M09600 4597M09700		3740XH 3780XH 3819XH	S551	CW23					
10886M09500		9500ZV	S675	CW20					
10885M09700		9700ZS	S675	CW20					
4840M04700 4840M04750		1850XE 1870XE	S592	CW13	W6332				
4752M05400 4752M05450 4752M05500		2126XE 2146XE 2165XE	S571	CW15	W5962	VIS027 2000-2007	VES027 2000-2007		
4689M07300 4689M07350 4689M07400 4689M07450 4689M07500		2874XC 2894XC 2913XC 2933XC 2953XC	S524	CW18	W5894				
4951M07400		2913XA 2992XG	S688	CW17					

Racer Elite • 2-Stroke
Racer Elite • 4-Stroke
Off-Rd. • 2-Stroke
Off-Rd. • 4-Stroke
ATV • 2-Stroke
ATV • 4-Stroke
Street Bikes
PWC
Crankshafts
Clutch
Valve Train
Accessories

Model <i>Off-Road • 4-Stroke</i>	Years	Comp. Ratio	Stock Engine Bore x Stroke	Bore Size	Piston Type & Coatings	Cylinder & Machining Requirements	Top End Kit	Top End Kit Pricing
YAMAHA								
XT250	2013-2018	13:1	74.0 x 58.0	74.0 76.0	ArmorGlide	Deglaze / Hone Bore & Hone		
YZ250F WR250F	2001-2004 2001-2004	12.7:1 13.2:1	77.0 x 53.6	77.0 79.0		Deglaze / Hone Bore / Replate	PK1241 PK1242	
WR250F	2005-2013	12.5:1	77.0 x 53.6	77.0		Deglaze / Hone	PK1401	
WR250F	2005-2013	13.5:1	77.0 x 53.6	77.0	ArmorGlide	Deglaze / Hone	PK1384	
YZ250F WR250F	2001-2011 2001-2013	12.5:1	77.0 x 53.6	83.0	ArmorGlide	Cylinder Required		
YZ250F	2001-2004	13.5:1	77.0 x 53.6	77.0	ArmorGlide Gas Porting	Deglaze / Hone	PK1382	
YZ250F	2005-2007	12.5:1	77.0 x 53.6	77.0		Deglaze / Hone	PK1401	
YZ250F	2005-2007	13.5:1	77.0 x 53.6	77.0	ArmorGlide	Deglaze / Hone	PK1384	
YZ250F	2008-2011	13.5:1	77.0 x 53.6	77.0 79.0	ArmorGlide	Deglaze / Hone Bore / Replate	PK1844	

- Premium pump fuel required for high compression ratios up to 13.5:1.

- Increased Octane (race fuel) required for comp. ratios over 13.5:1.

PK kits include: Pistons, rings, pins, clips, top end gasket kit, & needle bearing when applicable.

CK kits include: Pistons, rings, pins, clips, top end gasket kit, & cylinder/sleeve when applicable.

Individual pistons include: Rings, pins & clips (unless noted otherwise).

Single Piston	Single Piston Pricing	Ring Set	Piston Pin	Circlip	Top End Gasket Kit	Intake Valve	Exhaust Valve	Cam Chain	EFI Controller
40078M07400 40078M07600		2913XA 2992XG	S688	CW17					
4872M07700 4872M07900		7700XU 3110XG	S742	CW16	W5921	VIT005 Side Valve VIT005C Center Valve	VET005	CC007	
4882M07700		7700XU	S742	CW16	W5921	VIT005 Side Valve VIT005C Center Valve	VET005	CC007	
4881M07700		7700YC	S742	CW16	W5921	VIT005 Side Valve VIT005C Center Valve	VET005	CC007	
4982M08300		3268XG	S677	CW16		VIT005 Side Valve VIT005C Center Valve	VET005	CC007	
4858M07700		7700YC	S742	CW16	W5921	VIT005 Side Valve VIT005C Center Valve	VET005	CC007	
4882M07700		7700XU	S742	CW16	W5921	VIT005 Side Valve VIT005C Center Valve	VET005	CC007	
4881M07700		7700YC	S742	CW16	W5921	VIT005 Side Valve VIT005C Center Valve	VET005	CC007	
4952M07700 4952M07900		7700XU 3110XG	S742	CW16	W5921	VIT005 Side Valve VIT005C Center Valve	VET005	CC007	

Racer Elite • 2-Stroke

Racer Elite • 4-Stroke

Off-Rd. • 2-Stroke

Off-Rd. • 4-Stroke

ATV • 2-Stroke

ATV • 4-Stroke

Street Bikes

PWC

Crankshafts

Clutch

Valve Train

Accessories

Model <i>Off-Road • 4-Stroke</i>	Years	Comp. Ratio	Stock Engine Bore x Stroke	Bore Size	Piston Type & Coatings	Cylinder & Machining Requirements	Top End Kit	Top End Kit Pricing
YAMAHA								
YZ250F	2008-2011	14:1	77.0 x 53.6	77.0	ArmorGlide	Deglaze / Hone	PK1845	
YZ250F	2012-2013	13.5:1	77.0 x 53.6	77.0	ArmorGlide	Deglaze / Hone	PK1902	
YZ250F	2012-2013	14:1	77.0 x 53.6	77.0	ArmorGlide	Deglaze / Hone	PK1903	
YZ250F YZ250FX WR250F	2014-2015 2015-2016 2015-2017	13.5:1	77.0 x 53.6	77.0		Deglaze / Hone	PK1899	
YZ250F YZ250FX WR250F	2014-2015 2015-2016 2015-2017	14:1	77.0 x 53.6	77.0	ArmorGlide	Deglaze / Hone	PK1911	
YZ250F YZ250FX WR250F	2016-2018 2017-2018 2018	13.5:1	77.0 x 53.6	77.0		Deglaze / Hone	PK1922	
YZ250F YZ250FX WR250F	2016-2018 2017-2018 2018	14:1	77.0 x 53.6	77.0		Deglaze / Hone	PK1923	
YZ250F YZ250FX WR250F	2016-2018 2017-2018 2018	14.5:1	77.0 x 53.6	77.0		Deglaze / Hone		
TT350 XT350	1985-1998 1985-2000	9:1	86.0 x 59.6	86.0 87.0 87.5		Deglaze / Hone Bore & Hone Bore & Hone		
YZ400F WR400F	1998-1999 1998-2000	12.5:1	92.0 x 60.1	92.0 94.0		Deglaze / Hone Bore / Replate		
YZ400F WR400F	1998-1999 1998-2000	13.5:1	92.0 x 60.1	92.0 94.0		Deglaze / Hone Bore / Replate		

- Premium pump fuel required for high compression ratios up to 13.5:1.

- Increased Octane (race fuel) required for comp. ratios over 13.5:1.

PK kits include: Pistons, rings, pins, clips, top end gasket kit, & needle bearing when applicable.

CK kits include: Pistons, rings, pins, clips, top end gasket kit, & cylinder/sleeve when applicable.

Individual pistons include: Rings, pins & clips (unless noted otherwise).

Single Piston	Single Piston Pricing	Ring Set	Piston Pin	Circlip	Top End Gasket Kit	Intake Valve	Exhaust Valve	Cam Chain	EFI Controller
4976M07700		7700YC	S742	CW16	W5921	VIT005 Side Valve VIT005C Center Valve	VET005	CC007	
40072M07700		7700XU	S742	W6883	W5921	VIT005 Side Valve VIT005C Center Valve	VET005	CC007	
40094M07700		7700XU	S742	W6883	W5921	VIT005 Side Valve VIT005C Center Valve	VET005	CC007	
40116M07700		7700YC	S677	CW16	W6929	VIT045	VET045	CC038	
40127M07700		7700YC	S677	CW16	W6929	VIT045	VET045	CC038	
40151M07700		7700YC	S677	W6883	W6929	VIT045	VET045	CC038	
40155M07700		7700YC	S677	CW16	W6929	VIT045	VET045	CC038	
40167M07700		7700YC	S677	CW16	W6929	VIT045	VET045	CC038	
4674M08600 4674M08700 4674M08750		3386XC 3425XC 3445XC	S475	CW19	W5751				
4649M09200 4649M09400		3622XR 3701XR	S560	CW18	W5678 92mm	VIS006 Side Valve VIS006C Center Valve	VES006	CC008	
4650M09200 4650M09400		3622XR 3701XR	S560	CW18	W5678 92mm	VIS006 Side Valve VIS006C Center Valve	VES006	CC008	

Racer Elite • 2-Stroke

Racer Elite • 4-Stroke

Off-Rd. • 2-Stroke

Off-Rd. • 4-Stroke

ATV • 2-Stroke

ATV • 4-Stroke

Street Bikes

PWC

Crankshafts

Clutch

Valve Train

Accessories

Model <i>Off-Road • 4-Stroke</i>	Years	Comp. Ratio	Stock Engine Bore x Stroke	Bore Size	Piston Type & Coatings	Cylinder & Machining Requirements	Top End Kit	Top End Kit Pricing
YAMAHA								
YZ426F WR426F	2000-2002 2001-2002	12.5:1	95.0 x 60.1	95.0 96.5 97.0		Deglaze / Hone Bore / Replate Bore / Replate	PK1810	
YZ426F WR426F	2000-2002 2001-2002	13.5:1	95.0 x 60.1	95.0 97.0		Deglaze / Hone Bore / Replate Bore / Replate		
YZ450F WR450F	2003-2005 2003-2006	12.5:1	95.0 x 63.4	95.0 97.0	ArmorGlide	Deglaze / Hone Bore / Replate	PK1357 PK1358	
YZ450F WR450F	2003-2005 2003-2006	13:1	95.0 x 63.4	95.0 97.0	ArmorGlide	Deglaze / Hone Bore / Replate	PK1361	
YZ450F WR450F	2006-2009 2007-2015	12.5:1	95.0 x 63.4	95.0 97.0	ArmorGlide	Deglaze / Hone Bore / Replate	PK1359 PK1360	
YZ450F WR450F	2006-2009 2007-2015	13:1	95.0 x 63.4	95.0 97.0	ArmorGlide	Deglaze / Hone Bore / Replate	PK1363	
YZ450F	2010-2013	12.5:1	97.0 x 60.8	97.0	ArmorGlide Boxed Forging	Deglaze / Hone	PK1872	
YZ450F	2010-2013	13:1	97.0 x 60.8	97.0	ArmorGlide Boxed Forging	Deglaze / Hone	PK1873	

• Premium pump fuel required for high compression ratios up to 13.5:1.

• Increased Octane (race fuel) required for comp. ratios over 13.5:1.

PK kits include: Pistons, rings, pins, clips, top end gasket kit, & needle bearing when applicable.

CK kits include: Pistons, rings, pins, clips, top end gasket kit, & cylinder/sleeve when applicable.

Individual pistons include: Rings, pins & clips (unless noted otherwise).

Single Piston	Single Piston Pricing	Ring Set	Piston Pin	Circlip	Top End Gasket Kit	Intake Valve	Exhaust Valve	Cam Chain	EFI Controller
4693M09500 4693M09650 4693M09700		3741XS 9650XS 3819XS	S615	CW19	W5882 95mm W5960 96.5-97mm	VIS006/ VIS006C 2000 YZ/WR VIT007/ VIT007C 2001-02 YZ/WR	VES006 2000 YZ/WR VET008 2001-2002 YZ/WR	CC008	
4693M09500 4693M09650 4693M09700		3741XS 9650XS 3819XS	S615	CW19	W5882 95mm W5960 96.5-97mm	VIS006/ VIS006C 2000 YZ/WR VIT007/ VIT007C 2001-02 YZ/WR	VES006 2000 YZ/WR VET008 2001-2002 YZ/WR	CC008	
4785M09500 4785M09700		3741XS 3819XS	S600	CW18	W6129 95mm W6130 97mm	VIT008 Side Valve VIT008C Center Valve	VET008	CC015	
4786M09500 4786M09700		3741XS 3819XS	S600	CW18	W6129 95mm W6130 97mm	VIT008 Side Valve VIT008C Center Valve	VET008	CC015	
4785M09500 4785M09700		3741XS 3819XS	S600	CW18	W6420 95mm W6421 97mm	VIT008 Side Valve VIT008C Center Valve	VET008	CC015	
4786M09500 4786M09700		3741XS 3819XS	S600	CW18	W6420 95mm W6421 97mm	VIT008 Side Valve VIT008C Center Valve	VET008	CC015	
40001M09700		3819XS	708-2050-16-93C	CW18	W6691	VIT037	VET037	CC022	FMC139
40002M09700		3819XS	708-2050-16-93C	CW18	W6691	VIT037	VET037	CC022	FMC139

Racer Elite • 2-Stroke
Racer Elite • 4-Stroke
Off-Rd. • 2-Stroke
Off-Rd. • 4-Stroke
ATV • 2-Stroke
ATV • 4-Stroke
Street Bikes
PWC
Crankshafts
Clutch
Valve Train
Accessories

Model <i>Off-Road • 4-Stroke</i>	Years	Comp. Ratio	Stock Engine Bore x Stroke	Bore Size	Piston Type & Coatings	Cylinder & Machining Requirements	Top End Kit	Top End Kit Pricing
YAMAHA								
YZ450F YZ450FX WR450F	2014-2017 2016-2018 2016-2018	12.5:1	97.0 x 60.8	97.0	ArmorGlide Boxed Forging	Deglaze / Hone	PK1900	
YZ450F YZ450FX WR450F	2014-2017 2016-2018 2016-2018	13.5:1	97.0 x 60.8	97.0	ArmorGlide Boxed Forging	Deglaze / Hone	PK1912	
YZ450F	2018	12.8:1	97.0 X 60.8	97.0	ArmorGlide Boxed Forging	Deglaze / Hone	PK1933	
YZ450F	2018	13.5:1	97.0 X 60.8	97.0	ArmorGlide Boxed Forging	Deglaze / Hone	PK1934	
SR500 TT500 XT500 <i>European models</i>	All	9:1	87.0 x 84.0	87.0 87.5 88.0 88.5 89.0		Deglaze / Hone Bore & Hone Bore & Hone Bore & Hone Bore & Hone		
SR500 TT500 XT500	All	10:1	87.0 x 84.0	87.0 87.5 88.0 88.5 89.0		Deglaze / Hone Bore & Hone Bore & Hone Bore & Hone Bore & Hone		
XT500 TT500 SR500	All	9:1	90.0 x 84.0	90.0		Deglaze / Hone Bore & Hone Bore & Hone Bore & Hone Bore & Hone		
XT500 TT500 SR500	All	11:1	90.0 x 84.0	90.0		Deglaze / Hone		
XT500 TT500 SR500	All	12:1	87.0 x 84.0	87.0 87.5 88.0 88.5 89.0		Deglaze / Hone Bore & Hone Bore & Hone Bore & Hone Bore & Hone		
TT600 XT600 <i>* For Chrome standard bore surface</i>	1984-2004 1984-2004	11.5:1	95.0 x 84.0	95.0 96.0		Deglaze / Hone Bore/Replate/Sleeve		
TT600 XT600 SRX600 Tenere 600	1984-2004 1984-2004 1984-1996 1984-1996	Stock	95.0 x 84.0	95.0 96.0 97.0		Deglaze / Hone Bore & Hone Bore & Hone		
TT600 XT600 SRX600 Tenere 600	1984-2004 1984-2004 1986 1984-1996	11.5:1	95.0 x 84.0	95.0 96.0		Deglaze / Hone Bore & Hone		

- Premium pump fuel required for high compression ratios up to 13.5:1.

- Increased Octane (race fuel) required for comp. ratios over 13.5:1.

PK kits include: Pistons, rings, pins, clips, top end gasket kit, & needle bearing when applicable.

CK kits include: Pistons, rings, pins, clips, top end gasket kit, & cylinder/sleeve when applicable.

Individual pistons include: Rings, pins & clips (unless noted otherwise).

	Single Piston	Single Piston Pricing	Ring Set	Piston Pin	Circlip	Top End Gasket Kit	Intake Valve	Exhaust Valve	Cam Chain	EFI Controller
	40111M09700		9700ZS	708-2050-16-93C	CW18	W6691	VIT044	VET044	CC022	FMC139 2010-2015 YZ450F
	40121M09700		9700ZS	708-2050-16-93C	CW18	W6691	VIT044	VET044	CC022	FMC139 2010-2015 YZ450F
	40199M09700		3819XS	708-2050-16-93C	CW18	W6991	VIT044	VET044	CC022	
	40200M09700		3819XS	708-2050-16-93C	CW18	W6991	VIT044	VET044	CC022	
	4764M08700 4764M08750 4764M08800 4764M08850 4764M08900		3425XC 3445XC 3465XC 3484XC 3504XC	S553	CW20	W5688				
	4045M08700 4045M08750 4045M08800 4045M08850 4045M08900		3425XC 3445XC 3465XC 3484XC 3504XC	S553	CW20	W5688				
	4783M09000		3544XC	S553	CW20	W5688				
	4190M09000		3544XC	S553	CW20	W5688				
	4767M08700 4767M08750 4767M08800 4767M08850 4767M08900		3425XC 3445XC 3465XC 3474XC 3504XC	S553	CW20	W5688				
	4619M09500 4596M09600		3740XJ 3780XH	S550	CW22	W5689			CC016	
	4797M09500 4797M09600 4797M09700		3740XH 3780XH 3819XH	S550	CW22	W5689 1984-1987 W5726 1988-2004			CC016	
	4596M09500 4596M09600		3740XH 3780XH	S550	CW22	W5689 1984-1987 W5726 1988-2004			CC016	

Racer Elite • 2-Stroke

Racer Elite • 4-Stroke

Off-Rd. • 2-Stroke

Off-Rd. • 4-Stroke

ATV • 2-Stroke

ATV • 4-Stroke

Street Bikes

PWC

Crankshafts

Clutch

Valve Train

Accessories

Model <i>Off-Road • 4-Stroke</i>	Years	Comp. Ratio	Stock Engine Bore x Stroke	Bore Size	Piston Type & Coatings	Cylinder & Machining Requirements	Top End Kit	Top End Kit Pricing
YAMAHA								
TT600	1984-2004	10:1	95.0	98.0		Deglaze / Hone		
XT600	1984-2004		x					
SRX600	1984-1996		84.0					
Tenere 600	1984-1996							
TT600	1984-2004	10.75:1	95.0	101.0		Bore/Replate/Sleeve Crankcase Machining		
XT600	1984-2004		x					
SRX600	1984-1996		84.0					
Tenere 600	1984-1996							



**PAUL
WHIBLEY**

- Premium pump fuel required for high compression ratios up to 13.5:1.

- Increased Octane (race fuel) required for comp. ratios over 13.5:1.

PK kits include: Pistons, rings, pins, clips, top end gasket kit, & needle bearing when applicable.

CK kits include: Pistons, rings, pins, clips, top end gasket kit, & cylinder/sleeve when applicable.

Individual pistons include: Rings, pins & clips (unless noted otherwise).

	Single Piston	Single Piston Pricing	Ring Set	Piston Pin	Circlip	Top End Gasket Kit	Intake Valve	Exhaust Valve	Cam Chain	EFI Controller
	4607M09800		3858XH	S550	CW22	W5689 1984-1987 W5726 1988-2004			CC016	
	4607M10100		3977XH	S550	CW22	W5754 1984-1987 W5727 1988-2004			CC016	



Racer Elite • 2-Stroke
 Racer Elite • 4-Stroke
 Off-Rd. • 2-Stroke
 Off-Rd. • 4-Stroke
 ATV • 2-Stroke
 ATV • 4-Stroke
 Street Bikes
 PWC
 Crankshafts
 Clutch
 Valve Train
 Accessories

Model ATV & UTV • 2-Stroke	Years	Stock Engine Bore x Stroke	Bore Size	Piston Type & Coatings	Cylinder & Machining Requirements
GAS GAS					
Wild HP 300	2000-07	72.0 x 72.0	72.0		Deglaze / Hone
HONDA					
FL250 Odyssey	1977-1984	70.0 x 64.4	70.0 70.5 71.0 71.5 72.0		Deglaze / Hone Bore & Hone Bore & Hone Bore & Hone Bore & Hone
ATC250R	1981-1984	70.0 x 64.4	70.0 70.3 70.5 70.8 71.0 71.3 71.5 72.0		Deglaze / Hone Bore & Hone Bore & Hone Bore & Hone Bore & Hone Bore & Hone Bore & Hone Bore & Hone
ATC250R TRX250R	1985-1986 1986	66.0 x 72.0	66.0 66.3 66.5 66.8 67.0 67.3 67.5 68.0 68.5 69.0 69.5	Pro-Lite	Deglaze / Hone Bore & Hone Bore & Hone Bore & Hone Bore & Hone Bore & Hone Bore & Hone Bore & Hone Bore & Hone Bore & Hone Bore & Hone
TRX250R	1987-1989	66.0 x 72.0	66.0 66.3 66.5 66.8 67.0 67.3 67.5 68.0	Pro-Lite	Deglaze / Hone Bore & Hone Bore & Hone Bore & Hone Bore & Hone Bore & Hone Bore & Hone Bore & Hone
FL350R Odyssey <i>Drop in for original 342cc engine</i>	1984	78.5 x 72.0	80.0 80.5 81.0 81.5 82.0		Deglaze / Hone Bore & Hone Bore & Hone Bore & Hone Bore & Hone
FL350R Odyssey <i>Overbore kit for 329cc engine</i>	1985	80.0 x 72.0	80.0 80.5 81.0 81.5 82.0		Deglaze / Hone Bore & Hone Bore & Hone Bore & Hone Bore & Hone
FL400R Pilot	1989-1990	80.0 x 72.0	80.0 80.5 81.0 81.5 82.0		Deglaze / Hone Bore & Hone Bore & Hone Bore & Hone Bore & Hone

• Premium pump fuel required for high compression ratios up to 13.5:1.

• Increased Octane (race fuel) required for comp. ratios over 13.5:1.

PK kits include: Pistons, rings, pins, clips, top end gasket kit, & needle bearing when applicable.

Individual pistons include: Rings, pins & clips (unless noted otherwise).

Top End Kit	Top End Kit Pricing	Single Piston	Single Piston Pricing	Ring Set	Piston Pin	Circlip	Top End Gasket Kit	Top End Bearing	Sleeve
		850M07200		2835CD	S508	CW18		B1003	
		338M07000 338M07050 338M07100 338M07150 338M07200		2756CD 2776CD 2795CD 2815CD 2835CD	S343	CW18	W5558	B1003	
		431M07000 431M07025 431M07050 431M07075 431M07100 431M07125 431M07150 431M07200		2756CD 2766CD 2776CD 2786CD 2795CD 2805CD 2815CD 2835CD	S343	CW18	W5048	B1003	
PK1073 PK1074 PK1075 PK1076 PK1077 PK1078 PK1079 PK1080 PK1081 PK1082 PK1083		526M06600 526M06625 526M06650 526M06675 526M06700 526M06725 526M06750 526M06800 526M06850 526M06900 526M06950		2598CD 2608CD 2618CD 2628CD 2638CD 2648CD 2658CD 2677CD 2697CD 2717CD 2736CD	S511	CW18	W5053 66-68mm W5470 68.5-69.5mm	B1003	
		562M06600 562M06625 562M06650 562M06675 562M06700 562M06725 562M06750 562M06800		2598CD 2608CD 2618CD 2628CD 2638CD 2648CD 2658CD 2677CD	S482	CW18	W5053	B1003	
		533M08000 533M08050 533M08100 533M08150 533M08200		3150TD 3169TD 3189TD 3209TD 3228TD	S257	CW18		B1003	
		533M08000 533M08050 533M08100 533M08150 533M08200		3150TD 3169TD 3189TD 3209TD 3228TD	S257	CW18	W5471	B1003	
		577M08000 577M08050 577M08100 577M08150 577M08200		3150TD 3169TD 3189TD 3209TD 3228TD	S512	CW20	W5163	B1023	

Racer Elite • 2-Stroke
Racer Elite • 4-Stroke
Off-Rd. • 2-Stroke
Off-Rd. • 4-Stroke
ATV • 2-Stroke
ATV • 4-Stroke
Street Bikes
PWC
Crankshafts
Clutch
Valve Train
Accessories

Model ATV & UTV • 2-Stroke	Years	Stock Engine Bore x Stroke	Bore Size	Piston Type & Coatings	Cylinder & Machining Requirements
KAWASAKI					
KFX50	2003-2006	41.0 x 37.8	41.0 41.5 42.0 42.5 43.0		Deglaze / Hone Bore & Hone Bore & Hone Bore & Hone Bore & Hone
KFX80	2003-2006	50.0 x 42.0	50.0 50.3 50.5 50.8 51.0 51.5 52.0		Deglaze / Hone Bore & Hone Bore & Hone Bore & Hone Bore & Hone Bore & Hone Bore & Hone
KXT250 Tecate 3	1984-1987	70.0 x 64.9	70.0 70.5 71.0 71.5 72.0		Deglaze / Hone Bore/Replate/Sleeve Bore/Replate/Sleeve Bore/Replate/Sleeve Bore/Replate/Sleeve
KXF250 Tecate 4	1987-1988	67.4 x 70.0	67.4 68.0 68.5 69.0 69.5	Pro-Lite	Deglaze / Hone Bore/Replate/Sleeve Bore/Replate/Sleeve Bore/Replate/Sleeve Bore/Replate/Sleeve
POLARIS					
Sportsman 90 Scrambler	2001-2005	52.0 x 41.9	52.0 52.5 53.0 53.5		Deglaze / Hone Bore & Hone Bore & Hone Bore & Hone
Trail Boss 250 4x4 Scrambler 250 Trail Blazer 250	1985-2005	72.0 x 60.0	72.0 72.5 73.0 73.5 74.0		Deglaze / Hone Bore & Hone Bore & Hone Bore & Hone Bore & Hone
ATV 300	1994-2000	74.5 x 65.0	74.5 75.0 75.5 76.0 76.5	Pro-Lite	Deglaze / Hone Bore & Hone Bore & Hone Bore & Hone Bore & Hone
Trail Boss 350	1990-1993	80.0 x 70.0	80.0 80.5 81.0 81.5 82.0		Deglaze / Hone Bore & Hone Bore & Hone Bore & Hone Bore & Hone
ATV 400	1995-2003	83.0 x 70.0	83.0 83.3 83.5 84.0 84.5 85.0		Deglaze / Hone Bore & Hone Bore & Hone Bore & Hone Bore & Hone Bore & Hone

• Premium pump fuel required for high compression ratios up to 13.5:1.

• Increased Octane (race fuel) required for comp. ratios over 13.5:1.

PK kits include: Pistons, rings, pins, clips, top end gasket kit, & needle bearing when applicable.

Individual pistons include: Rings, pins & clips (unless noted otherwise).

Top End Kit	Top End Kit Pricing	Single Piston	Single Piston Pricing	Ring Set	Piston Pin	Circlip	Top End Gasket Kit	Top End Bearing	Sleeve
PK1665 PK1666 PK1667		826M04100 826M04150 826M04200 826M04250 826M04300		1614CD 1634CD 1654CD 1674CD 1693CD	S563	CW12	W6207	B1000	
PK1099 PK1100 PK1101 PK1103 PK1104 PK1105		673M05000 673M05025 673M05050 673M05075 673M05100 673M05150 673M05200		1969CD 1979CD 1988CD 1998CD 2008CD 2028CD 2047CD	S538	CW12	W5520	B1000	
		439M07000 439M07050 439M07100 439M07150 439M07200		2756CD 2776CD 2795CD 2815CD 2835CD	S513	CW18	W4037 1984-85 W5076 1986-1987	B1022	
		556M06740 556M06800 556M06850 556M06900 556M06950		2652CD 2677CD 2697CD 2717CD 2736CD	S508	CW18	W5119	B1022	
		839M05200 839M05250 839M05300 839M05350		2047CD 2067CD 2087CD 2106CD	S538	CW12			
PK1084 PK1085 PK1086 PK1087 PK1088		536M07200 536M07250 536M07300 536M07350 536M07400		2835CD 2854CD 2874CD 2894CD 2913CD	S459	CW18	W5326 1990-05	B1014	
PK1516 PK1517 PK1518 PK1519 PK1520		721M07450 721M07500 721M07550 721M07600 721M07650		2933TD 2953TD 2973TD 2992TD 3012TD	S513	CW18	W5667	B1014	
PK1647 PK1648 PK1649 PK1650 PK1651		639M08000 639M08050 639M08100 639M08150 639M08200		3150TD 3169TD 3189TD 3209TD 3228TD	S278	CW18	W5423	B1002	
PK1106 PK1107 PK1108 PK1109 PK1110 PK1111		675M08300 675M08325 675M08350 675M08400 675M08450 675M08500		3268TD 3278TD 3287TD 3307TD 3327TD 3347TD	S278	CW18	W5517	B1002	

Racer Elite • 2-Stroke
Racer Elite • 4-Stroke
Off-Rd. • 2-Stroke
Off-Rd. • 4-Stroke
ATV • 2-Stroke
ATV • 4-Stroke
Street Bikes
PWC
Crankshafts
Clutch
Valve Train
Accessories

Model ATV & UTV • 2-Stroke	Years	Stock Engine Bore x Stroke	Bore Size	Piston Type & Coatings	Cylinder & Machining Requirements
SUZUKI					
LT50	1984-2006	41.0 x 37.8	41.0 41.5 42.0 42.5 43.0		Deglaze / Hone Bore & Hone Bore & Hone Bore & Hone Bore & Hone
LT80	1987-2006	50.0 x 42.0	50.0 50.3 50.5 50.8 51.0 51.5 52.0		Deglaze / Hone Bore & Hone Bore & Hone Bore & Hone Bore & Hone Bore & Hone Bore & Hone
LT250R Quadracer <i>Must use stock thrust washers</i>	1985-1986	70.0 x 64.8	70.0 70.5 71.0 71.5 72.0	Pro-Lite	Deglaze / Hone Bore & Hone Bore & Hone Bore & Hone Bore & Hone
LT250R Quadracer <i>Must use stock thrust washers</i>	1987 1987	67.0 x 70.0	67.0 67.5 68.0 68.5 69.0	Pro-Lite	Deglaze / Hone Bore & Hone Bore & Hone Bore & Hone Bore & Hone
LT250R Quadracer	1988-1992 1988-1992	67.0 x 70.0	67.0 67.5 67.8 68.0 68.3 68.5 69.0	Pro-Lite	Deglaze / Hone Bore & Hone Bore & Hone Bore & Hone Bore & Hone Bore & Hone Bore & Hone
LT500R Quadracer	1987	86.0 x 86.0	86.0 86.5 87.0 87.5 88.0 88.5 89.0 89.5	Pro-Lite	Deglaze / Hone Bore & Hone Bore & Hone Bore & Hone Bore & Hone Bore & Hone Bore & Hone Bore & Hone
LT500R Quadracer	1988-1990	86.0 x 86.0	86.0 86.5 87.0 87.5 88.0 88.5 89.0 89.5	Pro-Lite	Deglaze / Hone Bore & Hone Bore & Hone Bore & Hone Bore & Hone Bore & Hone Bore & Hone Bore & Hone
YAMAHA					
YT125	1980-1985	56.0 x 50.0	56.0 56.5 57.0 57.5 58.0		Deglaze / Hone Bore & Hone Bore & Hone Bore & Hone Bore & Hone

• Premium pump fuel required for high compression ratios up to 13.5:1.

• Increased Octane (race fuel) required for comp. ratios over 13.5:1.

PK kits include: Pistons, rings, pins, clips, top end gasket kit, & needle bearing when applicable.

Individual pistons include: Rings, pins & clips (unless noted otherwise).

Top End Kit	Top End Kit Pricing	Single Piston	Single Piston Pricing	Ring Set	Piston Pin	Circlip	Top End Gasket Kit	Top End Bearing	Sleeve
PK1665 PK1666 PK1667		826M04100 826M04150 826M04200 826M04250 826M04300		1614CD 1634CD 1654CD 1674CD 1693CD	S563	CW12	W6207	B1000	
PK1099 PK1100 PK1101 PK1103 PK1104 PK1105		673M05000 673M05025 673M05050 673M05075 673M05100 673M05150 673M05200		1969CD 1979CD 1988CD 1998CD 2008CD 2028CD 2047CD	S538	CW12	W5520	B1000	
PK1529 PK1530 PK1531 PK1532 PK1533		534M07000 534M07050 534M07100 534M07150 534M07200		2756CD 2776CD 2795CD 2815CD 2835CD	S513	CW18	W5065	B1002	
PK1766 PK1768 PK1770		552M06700 552M06750 552M06800 552M06850 552M06900		2638CD 2658CD 2677CD 2697CD 2717CD	S513	CW18	W5148	B1002	
PK1534 PK1535 PK1537 PK1539 PK1540		571M06700 571M06750 571M06775 571M06800 571M06825 571M06850 571M06900		2638CD 2658CD 2668CD 2677CD 2687CD 2697CD 2717CD	S484	CW18	W5148	B1002	
		561M08600 561M08650 561M08700 561M08750 561M08800 561M08850 561M08900 561M08950		3386TD 3405TD 3425TD 3445TD 3465TD 3484TD 3504TD 3524TD	S278	CW18	W5084 86-88mm W5472 88.5-89.5mm	B1002	
		561M08600 561M08650 561M08700 561M08750 561M08800 561M08850 561M08900 561M08950		3386TD 3405TD 3425TD 3445TD 3465TD 3484TD 3504TD 3524TD	S278	CW18	W5150 86-88mm W5473 88.5-89.5mm	B1002	
		236M05600 236M05650 236M05700 236M05750 236M05800		2205CD 2224CD 2244CD 2264CD 2284CD	S270	CW16	W5067	B1016	

Racer Elite • 2-Stroke
Racer Elite • 4-Stroke
Off-Rd. • 2-Stroke
Off-Rd. • 4-Stroke
ATV • 2-Stroke
ATV • 4-Stroke
Street Bikes
PWC
Crankshafts
Clutch
Valve Train
Accessories

Model ATV & UTV • 2-Stroke	Years	Stock Engine Bore x Stroke	Bore Size	Piston Type & Coatings	Cylinder & Machining Requirements
YAMAHA					
YT175	1982-1984	66.0 x 50.0	66.0 66.5 67.0 67.5 68.0		Deglaze / Hone Bore & Hone Bore & Hone Bore & Hone Bore & Hone
YFS200 Blaster	1988-2006	66.0 x 68.0	66.0 66.3 66.5 66.8 67.0 67.3 67.5 67.8 68.0 68.3	Pro-Lite	Deglaze / Hone Bore & Hone Bore & Hone Bore & Hone Bore & Hone Bore & Hone Bore & Hone Bore & Hone Bore & Hone Bore & Hone
YTZ250 Tri Z	1985-1986	68.0 x 68.0	68.0 68.5 69.0 69.5 70.0	Pro-Lite	Deglaze / Hone Bore & Hone Bore & Hone Bore & Hone Bore & Hone
YFZ350 Banshee	1987-2006	64.0 x 54.0	64.0 64.3 64.5 64.8 65.0 65.3 65.5 66.0 66.3 66.5	Pro-Lite	Deglaze / Hone Bore & Hone Bore & Hone Bore & Hone Bore & Hone Bore & Hone Bore & Hone Bore & Hone Bore & Hone Bore & Hone
YFZ350 Banshee <i>Long connecting rod (+5mm) piston Use with WPC114</i>	1987-2006	64.0 x 54.0	64.0 64.5 65.0 65.5 66.0		Deglaze / Hone Bore & Hone Bore & Hone Bore & Hone Bore & Hone
YFZ350 Banshee <i>Long connecting rod (+5mm) Stroker (+4mm) piston Use with WPC129</i>	1987-2006	64.0 x 58.0	64.0 64.5 65.0 65.5 66.0		Deglaze / Hone Bore & Hone Bore & Hone Bore & Hone Bore & Hone
YFZ350 Banshee	1987-2006	64.0 x 54.0	64.0 64.3 64.5 65.5	ElectraCoated Racers Choice GP Series	Deglaze / Hone Bore & Hone Bore & Hone Bore & Hone

- Premium pump fuel required for high compression ratios up to 13.5:1.

- Increased Octane (race fuel) required for comp. ratios over 13.5:1.

PK kits include: Pistons, rings, pins, clips, top end gasket kit, & needle bearing when applicable.

Individual pistons include: Rings, pins & clips (unless noted otherwise).

Top End Kit	Top End Kit Pricing	Single Piston	Single Piston Pricing	Ring Set	Piston Pin	Circlip	Top End Gasket Kit	Top End Bearing	Sleeve
		471M06600 471M06650 471M06700 471M06750 471M06800		2598CD 2618CD 2638CD 2658CD 2677CD	S259	CW16	W5068	B1021	
PK1089 PK1090 PK1091 PK1092 PK1093 PK1094 PK1095 PK1096 PK1097 PK1098		573M06600 573M06625 573M06650 573M06675 573M06700 573M06725 573M06750 573M06775 573M06800 573M06825		2598CD 2608CD 2618CD 2628CD 2638CD 2648CD 2658CD 2668CD 2677CD 2687CD	S486	CW16	W5232	B1005	3100FA
		515M06800 515M06850 515M06900 515M06950 515M07000		2677CD 2697CD 2717CD 2736CD 2756CD	S511	CW18	W5493	B1014	
PK139 PK153 PK140 PK144 PK141 PK145 PK142 PK143 PK146 PK147		513M06400 513M06425 513M06450 513M06475 513M06500 513M06525 513M06550 513M06600 513M06625 513M06650		2520CD 2530CD 2539CD 2549CD 2559CD 2569CD 2579CD 2598CD 2608CD 2618CD	S486	CW16	W5231 64-65.5mm W5474 66mm	B1005	3061FA
PK148 PK149 PK150 PK151 PK152		795M06400 795M06450 795M06500 795M06550 795M06600		2520CD 2539CD 2559CD 2579CD 2598CD	S486	CW16	W5231 64-65.5mm W5474 66mm	B1005	3061FA
		795M06400 795M06450 795M06500 795M06550 795M06600		2520CD 2539CD 2559CD 2579CD 2598CD	S486	CW16	W5231 64-65.5mm W5474 66mm W6093 Must use with OEM heads	B1005	3061FA
		842M06400 842M06425 842M06450 842M06550		2520CD 2530CD 2539CD 2579CD	S486	CW16	W5231	B1005	3061FA

Racer Elite • 2-Stroke
Racer Elite • 4-Stroke
Off-Rd. • 2-Stroke
Off-Rd. • 4-Stroke
ATV • 2-Stroke
ATV • 4-Stroke
Street Bikes
PWC
Crankshafts
Clutch
Valve Train
Accessories

Model ATV & UTV • 4-Stroke	Years	Comp. Ratio	Stock Engine Bore x Stroke	Bore Size	Piston Type & Coatings	Cylinder & Machining Requirements	Top End Kit	Top End Kit Pricing
ARCTIC CAT								
250 2x4, 4x4		10.25:1	66.0 x 67.0	66.0 66.5 67.0 67.5 68.0		Deglaze / Hone Bore & Hone Bore & Hone Bore & Hone Bore & Hone	PK1005 PK1006 PK1007 PK1008 PK1009	
300 2x4, 4x4	1998-2005	8.9:1	68.5 x 76.0	69.0 69.5		Deglaze / Hone Bore & Hone		
400 DVX	2004-2008	12.2:1	90.0 x 62.6	90.0 92.0		Deglaze / Hone Bore / Replate	PK1659	
400 DVX	2004-2008	13.5:1	90.0 x 62.6	90.0 92.0		Deglaze / Hone Bore / Replate	PK1661	
366 ATV 400 TRV 350 CR CAT 400 CR 400 Alterra	2008-2011 2009-2014 2011-2012 2013-2015 2016	Stock	81.0 x 71.2		ArmorGlide	Deglaze / Hone		
ATV 550 Limited Core TRV Prowler XT Cruiser GT Models	2009-2013	Stock	92.0 x 82.0	92.0	ArmorGlide	Deglaze / Hone		
ATV 650 H1, Mud Pro Prowler	2005-2012 2006-2009	Stock	98.0 x 85.0	98.0	ArmorGlide	Deglaze / Hone		
650 V-Twin	2004-2007	11:1	80.0 x 63.0	80.0 80.5 81.0 82.0		Deglaze / Hone Bore/Replate/Sleeve Bore/Replate/Sleeve Bore/Replate/Sleeve	PK1852 PK1853	
700 HI Prowler XTX/XT/HDX 700 TRV 700 GT 700 Mud Pro 700 TBX 700 LTD and XT 700 XR 700 HDX	2008-2011 2008-2016 2009-2015 2012 2012-2015 2013-2015 2013-2014 2015 2016-2017	11.5:1	102.0 x 85.0	102.0	ArmorGlide	Deglaze / Hone		
Thundercat 1000 TRV1000 Mud Pro 1000 Prowler 1000 Wildcat 1000	2009-2010 2009-2013 2010-2014 2010-2014 2012-2014	12.5:1	92.0 x 71.6	92.0	ArmorGlide	Deglaze / Hone		

- Premium pump fuel required for high compression ratios up to 13.5:1.

- Increased Octane (race fuel) required for comp. ratios over 13.5:1.

PK kits include: Pistons, rings, pins, clips, top end gasket kit, & needle bearing when applicable.

CK kits include: Pistons, rings, pins, clips, top end gasket kit, & cylinder/sleeve when applicable.

Individual pistons include: Rings, pins & clips (unless noted otherwise).

	Single Piston	Single Piston Pricing	Ring Set	Piston Pin	Circlip	Top End Gasket Kit	Intake Valve	Exhaust Valve	Cam Chain	EFI Controller
	4382M06600 4382M06650 4382M06700 4382M06750 4382M06800		2598XD 2618XD 2638XD 2658XD 2677XD	S259	CW16	W5066				
	4673M06900 4673M06950		2717XC 2736XC	S533	CW17	W5743				
	4713M09000 4713M09000		35433XR 3622XR	S549	CW20	W5881	VIS009	VES009	CC010	
	4714M09000 4714M09200		35433XR 3622XR	S549	CW20	W5881	VIS009	VES009	CC010	
	40162M08100		8100XX	S520	CW20					
	40107M09200		9200XX	S626	CW23					
	40099M09800		3858XS	S626	W5860					
	4782M08000 4782M08050 4782M08100 4782M08200		3150XC 3169XC 3189XC 3228XC	S520	CW20	W6105 80-81mm 2002-03 W6162 82mm 2005-07				
	40080M09200		10200XS	S724	W5860					FMC001 2007-2011
	40081M09200		9200XX	S549	CW20					FMC155 Wildcat 1000i 2012-2015

Racer Elite • 2-Stroke

Racer Elite • 4-Stroke

Off-Rd. • 2-Stroke

Off-Rd. • 4-Stroke

ATV • 2-Stroke

ATV • 4-Stroke

Street Bikes

PWC

Crankshafts

Clutch

Valve Train

Accessories

Model ATV & UTV • 4-Stroke	Years	Comp. Ratio	Stock Engine Bore x Stroke	Bore Size	Piston Type & Coatings	Cylinder & Machining Requirements	Top End Kit	Top End Kit Pricing
CAN AM								
Outlander 400 Renegade 400	2003-2013	Stock	91.0 x 61.5	91.0 92.0 93.0	ArmorGlide	Deglaze / Hone Bore & Hone Bore & Hone		
Outlander 400 Renegade 400	2003-2013	13:1	91.0 x 61.5	91.0 92.0 93.0	ArmorGlide	Deglaze / Hone Bore & Hone Bore & Hone		
DS450 EFI, XXC, XMX	2008-2014	11.8:1	97.0 x 60.8	97.0	ArmorGlide	Deglaze / Hone		
DS450 EFI, XXC, XMX	2008-2014	13:1	97.0 x 60.8	97.0	ArmorGlide	Deglaze / Hone		
Outlander 500 Renegade 500	2007-2013	Stock	82.0 x 47.0	82.0 82.5 83.0	ArmorGlide	Deglaze / Hone Bore & Hone Bore & Hone		
Outlander 650	2006-2017	Stock	82.0 x 62.0	82.0 82.5 83.0	ArmorGlide	Deglaze / Hone Bore & Hone Bore & Hone		
Outlander 800 Renegade 800	2006-2015	Stock	91.0 x 62.0	91.0 92.0 93.0	ArmorGlide	Deglaze / Hone Bore & Hone Bore & Hone		
Outlander 800 Renegade 800	2006-2015	12.5:1	91.0 x 62.0	91.0 92.0 93.0	ArmorGlide	Deglaze / Hone Bore & Hone Bore & Hone		
Commander 1000	2011-2015	11:1	91.0 x 75.0	91.0	ArmorGlide	Deglaze / Hone		
Maverick 1000	2014-2015	12:1	91.0 x 75.0	91.0	ArmorGlide	Deglaze / Hone		
HONDA								
ATC 185 +.080 Overbore	1980-1983	10.25:1	65.0 x 57.8	65.0 65.5 66.0 66.5 67.0		Bore & Hone Bore & Hone Bore & Hone Bore & Hone Bore & Hone	PK1000 PK1001 PK1002 PK1003 PK1004	
ATC200 E, X, M, Big Red ATC200S TRX200	1981-1985 1981-1986 1981-1985	10.25:1	65.0 x 57.8	65.0 65.5 66.0 66.5 67.0		Deglaze / Hone Bore & Hone Bore & Hone Bore & Hone Bore & Hone	PK1000 PK1001 PK1002 PK1003 PK1004	

- Premium pump fuel required for high compression ratios up to 13.5:1.
- Increased Octane (race fuel) required for comp. ratios over 13.5:1.

PK kits include: Pistons, rings, pins, clips, top end gasket kit, & needle bearing when applicable.
CK kits include: Pistons, rings, pins, clips, top end gasket kit, & cylinder/sleeve when applicable.
Individual pistons include: Rings, pins & clips (unless noted otherwise).

	Single Piston	Single Piston Pricing	Ring Set	Piston Pin	Circlip	Top End Gasket Kit	Intake Valve	Exhaust Valve	Cam Chain	EFI Controller
	40030M09100 40030M09200 40030M09300		9100XX 9200XX 9300XX	S641	W5509	W6918				
	40031M09100 40031M09200 40031M09300		9100XX 9200XX 9300XX	S641	W5509	W6918				
	40026M09700		3819XS	S549	W5509	W6915				FMC004
	40027M09700		3819XS	S549	W5509	W6915				FMC004
	40028M08200 40028M08250 40028M08300		8200XX 8250XX 8300XX	S600	CW18	W6917				FMC005 Outlander FMC006 Renegade
	40029M08200 40029M08250 40029M08300		8200XX 8250XX 8300XX	S600	CW18	W6912				FMC005 Outlander
	40030M09100 40030M09200 40030M09300		9100XX 9200XX 9300XX	S641	W5509	W6918 2 kits required				FMC005 Outlander FMC006 Renegade
	40031M09100 40031M09200 40031M09300		9100XX 9200XX 9300XX	S641	W5509	W6918 2 kits required				FMC005 Outlander FMC006 Renegade
	40153M09100		9100XX	Sxxx	CW22	W6918 2 kits required				FMC149
	40152M09100		9100XX	Sxxx	CW22	W6918 2 kits required				FMC149
	4362M06500 4156M06550 4156M06600 4156M06650 4156M06700		2559XC 2579XC 2598XC 2618XC	S522	CW15	W5056				
	4362M06500 4156M06550 4156M06600 4156M06650 4156M06700		2559XC 2579XC 2598XC 2618XC 2638XC	S522	CW15	W5056				

Racer Elite • 2-Stroke
Racer Elite • 4-Stroke
Off-Rd. • 2-Stroke
Off-Rd. • 4-Stroke
ATV • 2-Stroke
ATV • 4-Stroke
Street Bikes
PWC
Crankshafts
Clutch
Valve Train
Accessories

Model ATV & UTV • 4-Stroke	Years	Comp. Ratio	Stock Engine Bore x Stroke	Bore Size	Piston Type & Coatings	Cylinder & Machining Requirements	Top End Kit	Top End Kit Pricing
HONDA								
ATC200 E, X, M, Big Red	1981-1985	12:1	65.0	65.0		Deglaze / Hone		
ATC200S	1981-1986		x	65.5		Bore & Hone		
TRX200	1981-1985		57.8	66.0		Bore & Hone		
				67.0		Bore & Hone		
ATC200X	1986-1988	10.25:1	65.0	65.0		Deglaze / Hone		
TRX200SX	1986-1988		x	65.5		Bore & Hone		
Fat Cat 200	1986-1987		60.0	66.0		Bore & Hone		
ATC200X	1986-1988	12:1	65.0	65.5		Deglaze / Hone		
TRX200SX	1986-1988		x	66.0		Bore & Hone		
Fat Cat 200	1986-1987		60.0					
TRX250X 4-valve	1987-1992	12:1	74.0	74.0		Deglaze / Hone	PK1021	
			x	74.5		Bore & Hone	PK1022	
			57.3	75.0		Bore & Hone	PK1023	
				75.5		Bore & Hone		
				76.0		Bore & Hone	PK1025	
TRX250EX	2001-2008	10.5:1	68.5	68.5		Deglaze / Hone	PK1439	
			x	69.0		Bore & Hone	PK1440	
			62.2	69.5		Bore & Hone	PK1441	
TRX250 TE/TM/X Recon	2002-2018	10:1	68.5	68.5	ArmorGlide	Deglaze / Hone		
			x	69.0		Bore & Hone		
			62.2	69.5		Bore & Hone		
TRX300 2-Valve 2WD & 4WD	1988-2000	10.25:1	74.0	74.0		Deglaze / Hone	PK1042	
			x	74.5		Bore & Hone	PK1043	
			65.5	75.0		Bore & Hone	PK1044	
				75.5		Bore & Hone		
				76.0		Bore & Hone	PK1046	
TRX300EX 4-Valve	1992-2008	11:1	74.0	74.0		Deglaze / Hone	PK1026	
			x	74.5		Bore & Hone	PK1027	
			65.5	75.0		Bore & Hone	PK1028	
				75.5		Bore & Hone	PK1029	
				76.0		Bore & Hone	PK1030	
ATC350X	1985-1989	10.25:1	81.0	81.0		Deglaze / Hone	PK1015	
TRX350 Foreman	1985-1989		x	81.5		Bore & Hone	PK1016	
			68.0	82.0		Bore & Hone	PK1017	
ATC350X	1985-1989	12:1	81.0	81.0		Deglaze / Hone		
TRX350 Foreman	1985-1989		x	81.5		Bore & Hone		
			68.0	82.0		Bore & Hone		
TRX350ES-E Rancher 4x4, 4x2	2000-2006	Stock	78.5	78.5	ArmorGlide	Deglaze / Hone	PK1442	
			x	79.0		Bore & Hone	PK1443	
			68.0	79.5		Bore & Hone	PK1444	
TRX400EX	1999-2008	10:1	85.0	85.0		Deglaze / Hone	PK1031	
TRX400X	2009-2014		x	85.5		Bore & Hone	PK1032	
			70.0	86.0		Bore & Hone	PK1033	
				87.0		Bore & Hone	PK1034	
				88.0		Bore & Hone	PK1035	
TRX400EX	1999-2008	11:1	85.0	85.0		Deglaze / Hone	PK1036	
TRX400X	2009-2014		x	85.5		Bore & Hone	PK1037	
			70.0	86.0		Bore & Hone	PK1038	
				87.0		Bore & Hone	PK1039	
				88.0		Bore & Hone	PK1040	

- Premium pump fuel required for high compression ratios up to 13.5:1.

- Increased Octane (race fuel) required for comp. ratios over 13.5:1.

PK kits include: Pistons, rings, pins, clips, top end gasket kit, & needle bearing when applicable.

CK kits include: Pistons, rings, pins, clips, top end gasket kit, & cylinder/sleeve when applicable.

Individual pistons include: Rings, pins & clips (unless noted otherwise).

	Single Piston	Single Piston Pricing	Ring Set	Piston Pin	Circlip	Top End Gasket Kit	Intake Valve	Exhaust Valve	Cam Chain	EFI Controller
	4289M06500		2559XC	S522	CW15	W5056				
	4289M06550		2579XC							
	4289M06600		2598XC							
	4289M06700		2638XC							
	4394M06500		2559XC	S522	CW15	W5663				
	4394M06550		2579XC							
	4394M06600		2598XC							
	4395M06550		2579XC	S522	CW15	W5663				
	4395M06600		2598XC							
	4440M07400		2913XC	S523	CW17	W5463			CC021	
	4440M07450		2933XC							
	4440M07500		2953XC							
	4440M07550		2973XC							
	4440M07600		2992XC							
	4935M06850		2698XA	S525	CW15	W6626			CC026	
	4935M06900		2717XC							
	4935M06950		2736XC							
	40061M06850		2698XA	S525	CW15	W6626			CC026	
	40061M06900		2717XA							
	40061M06950		2736XC							
	4629M07400		2913XC	S523	CW17	W5573			CC021	
	4629M07450		2933XC							
	4629M07500		2953XC							
	4629M07550		2973XC							
	4629M07600		2992XC							
	4574M07400		2913XC	S523	CW17	W5463			CC021	
	4574M07450		2933XC							
	4574M07500		2953XC							
	4574M07550		2973XC							
	4574M07600		2993XC							
	4393M08100		3189XG	S529	CW21	W5559				
	4393M08150		3208XG							
	4393M08200		3228XG							
	4396M08100		3189XG	S529	CW21	W5559				
	4396M08150		3208XG							
	4396M08200		3228XG							
	4933M07850		7850XX	S557	CW17	W6627				
	4933M07900		7900XX							
	4933M07950		7950XX							
	4606M08500		3347XC	S520	CW20	W5514	VIS003	VES003	CC004	
	4606M08550		8550XX							
	4606M08600		3386XC			85-86mm				
	4606M08700		3425XC			W5942				
	4606M08800		3465XC							
	4628M08500		3347XC	S520	CW20	W5514	VIS003	VES003	CC004	
	4628M08550		8550XX							
	4628M08600		3386XC			85-86mm				
	4628M08700		3425XC			W5942				
	4628M08800		3465XC							
						87-88mm				

Racer Elite • 2-Stroke

Racer Elite • 4-Stroke

Off-Rd. • 2-Stroke

Off-Rd. • 4-Stroke

ATV • 2-Stroke

ATV • 4-Stroke

Street Bikes

PWC

Crankshafts

Clutch

Valve Train

Accessories

Model ATV & UTV • 4-Stroke	Years	Comp. Ratio	Stock Engine Bore x Stroke	Bore Size	Piston Type & Coatings	Cylinder & Machining Requirements	Top End Kit	Top End Kit Pricing
HONDA continued								
TRX400EX TRX400X	1999-2008 2009-2014	11:1	85.0 x 70.0	89.0		Resleeve	PK1041	
TRX400EX TRX400X	1999-2008 2009-2014	12.5:1	85.0 x 70.0	89.0		Resleeve	CK140 Sleeve Included	
TRX400 4x4 Foreman	1995-2003	8.2:1	86.0 x 68.0	86.0 87.0		Deglaze / Hone Bore & Hone		
TRX420 Rancher	2007-2015	Stock	86.5 x 71.5	86.5 87.0 87.5 88.0 88.5	ArmorGlide	Deglaze / Hone Bore & Hone Resleeve Resleeve Resleeve		
TRX450ES Foreman 4x4	1998-2004	9.5:1	90.0 x 68.0	90.0 90.5 91.0 91.5 92.0		Deglaze / Hone Bore & Hone Bore & Hone Bore & Hone Bore & Hone	PK1589 PK1590 PK1591 PK1592 PK1593	
TRX450R	2004-2005	10.5:1	94.0 x 64.8	94.0 96.0	ArmorGlide	Deglaze / Hone Bore / Replate	PK1066	
TRX450R	2004-2005	11.5:1	94.0 x 64.8	94.0 96.0	ArmorGlide	Deglaze / Hone	PK1068	
TRX450R	2004-2005	12.5:1	94.0 x 64.8	99.0	ArmorGlide	Cylinder Required		
TRX450R	2004-2005	13.1:1	94.0 x 64.8	94.0	ArmorGlide	Deglaze / Hone	PK1070	
TRX450R TRX450ER	2006-2009 2006-2014	12:1	96.0 x 62.0	96.0	ArmorGlide	Deglaze / Hone	PK1413	
TRX450R TRX450ER	2006-2009 2006-2014	13.5:1	96.0 x 62.0	96.0 101.0		Deglaze / Hone	PK1414	
TRX450R TRX450ER	2006-2009 2006-2014	12.5:1	96.0 x 62.1	101.0	ArmorGlide	Cylinder Required		
TRX500 Foreman (4V Head)	2001-2014	8.3:1	92.0 x 71.5	92.0 92.5	ArmorGlide	Deglaze / Hone Bore & Hone		
TRX500 Foreman (2V Head) Pioneer 500	2012-2017 2015-2016	10:1	92.0 x 71.5	92.0 92.5	ArmorGlide	Deglaze / Hone Bore & Hone		

- Premium pump fuel required for high compression ratios up to 13.5:1.

- Increased Octane (race fuel) required for comp. ratios over 13.5:1.

PK kits include: Pistons, rings, pins, clips, top end gasket kit, & needle bearing when applicable.

CK kits include: Pistons, rings, pins, clips, top end gasket kit, & cylinder/sleeve when applicable.

Individual pistons include: Rings, pins & clips (unless noted otherwise).

	Single Piston	Single Piston Pricing	Ring Set	Piston Pin	Circlip	Top End Gasket Kit	Intake Valve	Exhaust Valve	Cam Chain	EFI Controller
	4667M08900		3504XC	S553	CW20	W5942	VIS003	VES003	CC004	
	4794M08900		8900XX	S553	CW20	W5942	VIS003	VES003	CC004	
	4669M08600 4669M08700		3386XC 3425XC	S475	CW19	W5736			CC027	
	40050M08650 40050M08700 40050M08750 40050M08800 40050M08850		8650XX 8700XX 8750XX 8800XX 8850XX	S475	CW19				CC028	FMC007 2007-2013
	4825M09000 4825M09050 4825M09100 4825M09150 4825M09200		9000XX 9050XX 9100XX 9150XX 9200XX	S660	CW19	W6371			CC027	
	4848M09400 4848M09600		3701XR 9600XS	S656	CW21	W6282 94mm W6283 96mm	VIT002		CC003	
	4849M09400		3701XR	S656	CW21	W6282	VIT002		CC003	
	4889M09900		9900XS	S656	CW21	W6370 2004-2005	VIT002		CC003	
	4851M09400		3701XR	S656	CW21	W6282 2004-2005	VIT002		CC003	
	4899M09600		9600XS	S660	CW19	W6442	VIT002		CC002	
	4905M09600		9600XS	S660	CW19	W6442	VIT002		CC002	
	4890M10100		10100ZS	S660	CW19	W6443	VIT002		CC002	
	40173M09200 40173M09250		9200XX 9250XX	S549	CW20	W6971				
	40174M09200 40174M09250		9200XX 9250XX	S660	CW19					

Racer Elite • 2-Stroke
Racer Elite • 4-Stroke
Off-Rd. • 2-Stroke
Off-Rd. • 4-Stroke
ATV • 2-Stroke
ATV • 4-Stroke
Street Bikes
PWC
Crankshafts
Clutch
Valve Train
Accessories

Model ATV & UTV • 4-Stroke	Years	Comp. Ratio	Stock Engine Bore x Stroke	Bore Size	Piston Type & Coatings	Cylinder & Machining Requirements	Top End Kit	Top End Kit Pricing
HONDA								
TRX650 Rincon	2003-2005	11:1	100.0 x 82.6	100.0	ArmorGlide	Deglaze / Hone		
TRX680 Rincon Pioneer 700	2006-2017 2014-2016	10:1	102.0 x 82.6	102.0 103.0	ArmorGlide	Deglaze / Hone Bore & Hone		
TRX700XX	2008-2012	10.5:1	102.0 x 84.0	102.0	ArmorGlide	Deglaze / Hone Bore & Hone Bore & Hone		
KAWASAKI								
KLF220 Bayou	1988-2003	9.3:1	67.0 x 61.0	67.0 67.5 68.0		Deglaze / Hone Bore & Hone Bore & Hone	PK1047 PK1048 PK1049	
KSF250 Mojave	1989-2004	11.5:1	74.0 x 58.0	74.0 74.5 75.0		Deglaze / Hone Bore & Hone Bore & Hone	PK1746 PK1747 PK1748	
KLF300 Bayou KLF300 Bayou 4x4 KEF300 Lakota Sport KVF300 Prairie KVF300 Prairie 4x4	1986-2003 1986-2003 1995-2003 1999-2003 1999-2003	8.6:1	76.0 x 64.0	76.0 76.5 77.0 77.5		Deglaze / Hone Bore & Hone Bore & Hone Bore & Hone	PK1050 PK1051 PK1052 PK1053	
KLF300 Bayou KLF300 Bayou 4x4 KEF300 Lakota Sport KVF300 Prairie KVF300 Prairie 4x4	1986-2003 1986-2003 1995-2003 1999-2003 1999-2003	8.6:1	76.0 x 64.0	76.0 76.5 77.0 77.5		Deglaze / Hone Bore & Hone Bore & Hone Bore & Hone	PK1050 PK1051 PK1052 PK1053	
KFX400	2003-2006	12.2:1	90.0 x 62.6	90.0 92.0		Deglaze / Hone Bore / Replate	PK1659	
KFX400	2003-2006	13.5:1	90.0 x 62.6	90.0 92.0		Deglaze / Hone Bore / Replate	PK1661	
KFX400	2003-2006	12.5:1	94.5 x 62.6	94.5	ArmorGlide	Cylinder Required	PK1663	
KFX400	2003-2006	13.5:1	94.5 x 62.6	94.5	ArmorGlide	Cylinder Required	PK1664	
KFX450R	2008-2014	12.4:1	96.0 x 62.1	96.0 98.0	ArmorGlide	Deglaze / Hone	PK1864	
KFX450R	2008-2014	13.4:1	96.0 x 62.1	96.0 98.0	ArmorGlide	Deglaze / Hone	PK1865	

- Premium pump fuel required for high compression ratios up to 13.5:1.

- Increased Octane (race fuel) required for comp. ratios over 13.5:1.

PK kits include: Pistons, rings, pins, clips, top end gasket kit, & needle bearing when applicable.

CK kits include: Pistons, rings, pins, clips, top end gasket kit, & cylinder/sleeve when applicable.

Individual pistons include: Rings, pins & clips (unless noted otherwise).

Single Piston	Single Piston Pricing	Ring Set	Piston Pin	Circlip	Top End Gasket Kit	Intake Valve	Exhaust Valve	Cam Chain	EFI Controller
40067M10000		3937XS	S626	W5860					
40066M10200 40066M10300		10200XS 10300XS	S724	W5860					FMC008
40075M10200 40075M10300 40075M10400		10200XS 10300XS 10400XS	S657	CW24	W6926				FMC009 2008-2009
4670M06700 4670M06750 4670M06800		2638XC 2658XC 2677XC	S271	CW16	W5739 1988-08				
4418M07400 4418M07450 4418M07500		2913XC 2933XC 2953XC	S278	CW18	W5563				
4671M07600 4671M07650 4671M07700 4671M07750		2992XC 3012XC 3032XC 3051XC	S278	CW18	W5740				
4671M07600 4671M07650 4671M07700 4671M07750		2992XC 3012XC 3032XC 3051XC	S278	CW18	W5740				
4713M09000 4713M09200		35433XR 3622XR	S549	CW20	W5881	VIS009	VES009	CC009	
4714M09000 4714M09200		35433XR 3622XR	S549	CW20	W5881	VIS009	VES009	CC009	
4795M09450		3720XP	S549	CW20	W6103	VIS009	VES009	CC009	
4796M09450		3720XP CW20	S549	CW20	W6103	VIS009	VES009	CC009	
4973M09600		9600XS 3858XS	S656	CW21	W6651 96mm W6652 98mm		VET012	CC017	FMC011
4974M09600		9600XS 3858XS	S656	CW21	W6651 96mm W6652 98mm		VET012	CC017	FMC011

Racer Elite • 2-Stroke
Racer Elite • 4-Stroke
Off-Rd. • 2-Stroke
Off-Rd. • 4-Stroke
ATV • 2-Stroke
ATV • 4-Stroke
Street Bikes
PWC
Crankshafts
Clutch
Valve Train
Accessories

Model ATV & UTV • 4-Stroke	Years	Comp. Ratio	Stock Engine Bore x Stroke	Bore Size	Piston Type & Coatings	Cylinder & Machining Requirements	Top End Kit	Top End Kit Pricing
KAWASAKI								
KVF650 Brute Force	2005-2010	11:1	80.0	80.0		Deglaze / Hone	PK1852	
KVF650 Prairie	2002-2003		x 63.0	80.5 81.0 82.0		Bore/Replate/Sleeve Bore/Replate/Sleeve Bore/Replate/Sleeve	PK1853	
KFX700	2004-2010	11.5:1	82.0	82.0		Deglaze / Hone	PK1822	
KVF700 Prairie	2004-2006		x 66.0	84.0		Bore & Hone	PK1823	
KVF750 Brute Force	2005-2011	11.5:1	85.0	85.0		Deglaze / Hone	PK1824	
Teryx 750	2008-2011		x 66.0	87.0		Bore / Replate	PK1825	
KVF750 Brute Force	2012-2014	11.5:1	85.0	85.0	ArmorGlide	Deglaze / Hone		
Teryx 750	2012-2014		x 66.0	87.0		Bore / Replate		
KTM								
450 SX	2009-2011	12.5:1	97.0	97.0	ArmorGlide Boxed Forging	Deglaze / Hone		
			X 60.8					
450 SX	2009-2011	13.5:1	97.0	97.0	ArmorGlide Boxed Forging	Deglaze / Hone		
			X 60.8					
450 SX	2009-2011	14:1	97.0	97.0	Racers Choice ArmorGlide ArmorPlating Boxed Forging DLC Piston Pin	Deglaze / Hone		
			x 60.8					
450 XC	2008-2009	11:1	89.0	89.0	ArmorGlide	Deglaze / Hone	PK1445	
			X 72.0	91.0				
450 XC	2008-2009	12:1	89.0	89.0	ArmorGlide	Deglaze / Hone	PK1447	
			X 72.0	91.0				
450 XC	2008-2009	13.5:1	89.0	89.0		Deglaze / Hone		
			X 72.0					

- Premium pump fuel required for high compression ratios up to 13.5:1.

- Increased Octane (race fuel) required for comp. ratios over 13.5:1.

PK kits include: Pistons, rings, pins, clips, top end gasket kit, & needle bearing when applicable.

CK kits include: Pistons, rings, pins, clips, top end gasket kit, & cylinder/sleeve when applicable.

Individual pistons include: Rings, pins & clips (unless noted otherwise).

	Single Piston	Single Piston Pricing	Ring Set	Piston Pin	Circlip	Top End Gasket Kit	Intake Valve	Exhaust Valve	Cam Chain	EFI Controller
	4782M08000 4782M08050 4782M08100 4782M08200		3150XC 3169XC 3189XC 3228XC	S520	CW20	W6105 80-81mm W6162 82mm				
	4896M08200 4896M08400		3228XC 3307XC	S641	CW20	KFX700 W6162 82mm W6409 84mm Prairie 04-07 W6162				
	4897M08500 4897M08700		3347XC 3425XC	S641	CW20	W6440				FMC010 Brute Force 2008-2014 FMC012 Teryx 2009-2013
	40146M08500 40146M08700		3347XC 3425XC	S641	CW20	W6440				FMC010 Brute Force 2008-2014 FMC012 Teryx 2009-2013
	4937M09700		9700ZS	S682	CW19	W6660	VIT020	VET020	CC034	
	4938M09700		9700ZS	S682	CW19	W6660	VIT020	VET020	CC034	
			9700ZS	S682C	CW19	W6660	VIT020	VET020	CC034	
	4941M08900		8900ZC 9100ZC	S553	W5509	W5883	VIS035	VES035		
	4942M08900		8900ZC 9100ZC	S553	W5509	W5883	VIS035	VES035		
	4959M08900		8900ZC	S641	W5509		VIS035	VES035		

Racer Elite • 2-Stroke

Racer Elite • 4-Stroke

Off-Rd. • 2-Stroke

Off-Rd. • 4-Stroke

ATV • 2-Stroke

ATV • 4-Stroke

Street Bikes

PWC

Crankshafts

Clutch

Valve Train

Accessories

Model ATV & UTV • 4-Stroke	Years	Comp. Ratio	Stock Engine Bore x Stroke	Bore Size	Piston Type & Coatings	Cylinder & Machining Requirements	Top End Kit	Top End Kit Pricing
KTM								
505 SX	2009-2010	12.5:1	100.0 x 60.8	100.0	ArmorGlide	Deglaze / Hone		
505 SX	2009-2010	13.5:1	100.0 x 60.8	100.0	ArmorGlide	Deglaze / Hone		
525 XC	2008-2012	11:1	95.0 x 72.0	95.0 97.0		Deglaze / Hone Bore / Replate	PK1850	
525 XC	2008-2012	12.5:1	95.0 x 72.0	95.0 97.0		Deglaze / Hone Bore / Replate	PK1851	
POLARIS								
Sportsman 90 Outlaw 90	2007-2014	10.5:1	47.0 x 51.0	47.0 47.5 48.0 48.5 49.0		Deglaze / Hone Bore & Hone Bore & Hone Bore & Hone Bore & Hone		
RZR 170	2009-2015	Stock	61.0 x 58.0	61.0 62.0		Deglaze / Hone Bore & Hone		
Outlaw 450 MXR	2008-2010	11:1	89.0 X 72.0	89.0	ArmorGlide	Deglaze / Hone	PK1445	
Outlaw 450 MXR	2008-2010	12:1	89.0 X 72.0	89.0	ArmorGlide	Deglaze / Hone	PK1447	
Outlaw 450 MXR	2008-2010	13.5:1	89.0 X 72.0	89.0	ArmorGlide	Deglaze / Hone		
Xplorer 500	1997	10.2:1	92.0	92.0		Deglaze / Hone Bore & Hone Bore & Hone	PK1652	
Sportsman 500	1996-2014		x	92.5			PK1653	
Scrambler 500	1996-2012		75.0	93.0			PK1654	
Ranger 500	2004-2013							
Magnum 500	2003							
ATP 500	2005							
Predator	2003-2007	12.5:1	99.2 x 64.6	99.2 104.8		Deglaze / Hone Resleeve	PK1645 PK1646	
Outlaw 500 LE	2006-2007	12.5:1	99.2 x 64.6	99.2 104.8		Deglaze / Hone Resleeve	PK1645 PK1646	

- Premium pump fuel required for high compression ratios up to 13.5:1.

- Increased Octane (race fuel) required for comp. ratios over 13.5:1.

PK kits include: Pistons, rings, pins, clips, top end gasket kit, & needle bearing when applicable.

CK kits include: Pistons, rings, pins, clips, top end gasket kit, & cylinder/sleeve when applicable.

Individual pistons include: Rings, pins & clips (unless noted otherwise).

	Single Piston	Single Piston Pricing	Ring Set	Piston Pin	Circlip	Top End Gasket Kit	Intake Valve	Exhaust Valve	Cam Chain	EFI Controller
	4947M10000		10000ZV	S675	CW20	W6919	VIT020	VET020	CC034	
	4948M10000		10000ZV	S675	CW20	W6919	VIT020	VET020	CC034	
	4731M09500 4731M09700		9500ZS 9700ZS	S641	CW20	W5885	VIS035	VES035		
	4732M09500 4732M09700		9500ZS 9700ZS	S641	CW20	W5885	VIS035	VES035		
	40122M04700 40122M04750 40122M04800 40122M04850 40122M04900		1850XE 1870XE 1890XE 1909XE 1929XE	S592	CW13	W6945				
	40143M06100 40143M06200		2402XA 2441XA	S91-17S0- 10-93C	CW13	W6959				
	4941M08900		8900ZC	S641	W5509	W5883	VIS035	VES035		
	4942M08900		8900ZC	S641	W5509	W5883	VIS035	VES035		
	4959M08900		8900ZC	S641	W5509	W5883	VIS035	VES035		
	4677M09200 4677M09250 4677M09300		3622XC 3642XC 3661XC	S591	CW23	W5747				FMC015 Sportsman 500 2006-2013
	4807M09920 4914M10483		3905XK 4127GFX	S626	W5860	W6195 99.2mm 2003-04 W6196 104.83mm 2003-04				
	4807M09920 4914M10483		3905XK 4127GFX	S626	W5860	W6195 99.2mm 2003-04 W6196 104.83mm 2003-04				

Racer Elite • 2-Stroke

Racer Elite • 4-Stroke

Off-Rd. • 2-Stroke

Off-Rd. • 4-Stroke

ATV • 2-Stroke

ATV • 4-Stroke

Street Bikes

PWC

Crankshafts
Clutch
Valve Train
Accessories

Model ATV & UTV • 4-Stroke	Years	Comp. Ratio	Stock Engine Bore x Stroke	Bore Size	Piston Type & Coatings	Cylinder & Machining Requirements	Top End Kit	Top End Kit Pricing
POLARIS								
Outlaw 525	2007-2011	11:1	95.0 x 72.0	95.0 97.0		Deglaze / Hone Bore / Replate	PK1850	
Outlaw 525	2007-2011	12.5:1	95.0 x 72.0	95.0 97.0		Deglaze / Hone Bore / Replate	PK1851	
Ranger RZR 570 Sportsman 570	2012-2017 2014-2017	10.2:1	99.0 x 73.6	99.0 99.5	ArmorGlide	Deglaze / Hone		
Sportsman 800 Ranger RZR 800	2005-2012 2007-2014	10.2:1	80.0 x 76.5	80.0 82.0	ArmorGlide	Deglaze / Hone Bore / Replate	PK1861	
Sportsman 800 Ranger RZR 800	2005-2012 2007-2014	11:1	80.0 x 76.5	80.0 82.0	ArmorGlide	Deglaze / Hone Bore / Replate	PK1862	
Sportsman 800 Ranger RZR 800	2005-2012 2007-2014	12:1	80.0 x 76.5	80.0 82.0	ArmorGlide	Deglaze / Hone Bore / Replate	PK1863	
Sportsman 850 Forrest 850 XP 850 HO	2010-2017	Stock	87.0 x 71.0	87.0	ArmorGlide	Deglaze / Hone		
Ranger RZR XP 900 RZR XP 4 900 4 x 4	2011-2014 2012-2014	10.6:1	93.0 x 64.5	93.0	ArmorGlide	Deglaze / Hone		
Ranger RZR XP 900 RZR XP 4 900 4 x 4	2011-2014 2012-2014	12.5:1	93.0 x 64.5	93.0	ArmorGlide	Deglaze / Hone		
Ranger RZR XP 900 RZR XP 4 900 4 x 4	2011-2014 2012-2014	11:1	93.0 x 64.5	95.0	ArmorGlide	Bore & Hone		
Ranger RZR XP 900 RZR XP 4 900 4 x 4	2011-2014 2012-2014	12.5:1	93.0 x 64.5	95.0	ArmorGlide	Bore & Hone		
Ranger RZR XP 1000	2014-2017	11:1	93.0 x 73.5	93.0	ArmorGlide	Deglaze / Hone		

- Premium pump fuel required for high compression ratios up to 13.5:1.
- Increased Octane (race fuel) required for comp. ratios over 13.5:1.

PK kits include: Pistons, rings, pins, clips, top end gasket kit, & needle bearing when applicable.
CK kits include: Pistons, rings, pins, clips, top end gasket kit, & cylinder/sleeve when applicable.
Individual pistons include: Rings, pins & clips (unless noted otherwise).

	Single Piston	Single Piston Pricing	Ring Set	Piston Pin	Circlip	Top End Gasket Kit	Intake Valve	Exhaust Valve	Cam Chain	EFI Controller
	4731M09500 4731M09700		9500ZS 9700ZS	S641	CW20	W5885	VIS035	VES035		
	4732M09500 4732M09700		9500ZS 9700ZS	S641	CW20	W5885	VIS035	VES035		
	40105M09900 40105M09950		3895VM	S747	W5590					FMC158 RZR 570 2012-2014
	4961M08000 4961M08200		8000XX 8200XX	S524	CW18	W6804 80mm W6940 82mm				FMC016 Sportsman 800 2005-2014 FMC147 RZR 800 2011-2014
	4962M08000 4962M08200		8000XX 8200XX	S524	CW18	W6804 80mm W6940 82mm				FMC016 Sportsman 800 2005-2014 FMC147 RZR 800 2011-2014
	4963M08000 4963M08200		8000XX 8200XX	S524	CW18	W6804 80mm W6940 82mm				FMC016 Sportsman 800 2005-2014 FMC147 RZR 800 2011-2014
	40106M08700		8700XX	S549	W5509					FMC019
	40045M09300		9300XX	S641	W5509	W6914				
	40046M09300		9300XX	S641	W5509	W6914				
	40092M09500		9500XX	S641	W5509	W6914				
	40093M09500		9500XX	S641	W5509	W6914				
	40128M09300		9300XX	S641	W5509	W6989				

Racer Elite • 2-Stroke

Racer Elite • 4-Stroke

Off-Rd. • 2-Stroke

Off-Rd. • 4-Stroke

ATV • 2-Stroke

ATV • 4-Stroke

Street Bikes

PWC

Crankshafts

Clutch

Valve Train

Accessories

Model ATV & UTV • 4-Stroke	Years	Comp. Ratio	Stock Engine Bore x Stroke	Bore Size	Piston Type & Coatings	Cylinder & Machining Requirements	Top End Kit	Top End Kit Pricing
SUZUKI								
LT230 QuadSport	1985-1994	10.25:1	66.0 x 67.0	66.0 66.5 67.0 67.5 68.0		Deglaze / Hone Bore & Hone Bore & Hone Bore & Hone Bore & Hone	PK1005 PK1006 PK1107 PK1008 PK1009	
LT4WD 250 QuadSport <i>*4382M06600 fits LT250 4WD 1987-95 & LTF250 1989-96. 4 wheel model only. Will NOT fit LT250S (72mm) or LT250EF 1985-86 (68.5mm)</i>	1987-1995	10.25:1	66.0 x 67.0	66.0 66.5 67.0 67.5 68.0		Deglaze / Hone Bore & Hone Bore & Hone Bore & Hone Bore & Hone	PK1010 PK1011 PK1012 PK1013	
LT300 King Quad 4x4	1991-2002	8.9:1	68.5 x 76.0	69.0 69.5		Deglaze / Hone Bore & Hone		
LT-Z400	2003-2018	12.2:1	90.0 x 62.6	90.0 92.0		Deglaze / Hone Bore / Replate	PK1659	
LT-Z400	2003-2018	13.5:1	90.0 x 62.6	90.0 92.0		Deglaze / Hone Bore / Replate	PK1661	
LT-Z400	2003-2018	12.5:1	94.5 x 62.6	94.5	ArmorGlide	Cylinder Required	PK1663	
LT-Z400	2003-2018	13.5:1	94.5 x 62.6	94.5	ArmorGlide	Cylinder Required	PK1664	
LT-R450	2006-2011	11.7:1	95.5 x 62.8	95.5 98.0	ArmorGlide Boxed Forging	Deglaze / Hone Bore / Replate	PK1423 PK1424	
LT-R450	2006-2011	13:1	95.5 x 62.8	95.5 98.0	ArmorGlide Boxed Forging	Deglaze / Hone Bore / Replate	PK1425 PK1426	
LT-R450	2006-2011	11.7:1	95.5 x 62.8	100.0	ArmorGlide Boxed Forging	Cylinder Required		
LT-V700F Twin Peaks	2004-2005	11.5:1	82.0 x 66.0	82.0 84.0		Deglaze / Hone Bore / Replate	PK1822 PK1823	

- Premium pump fuel required for high compression ratios up to 13.5:1.

- Increased Octane (race fuel) required for comp. ratios over 13.5:1.

PK kits include: Pistons, rings, pins, clips, top end gasket kit, & needle bearing when applicable.

CK kits include: Pistons, rings, pins, clips, top end gasket kit, & cylinder/sleeve when applicable.

Individual pistons include: Rings, pins & clips (unless noted otherwise).

Single Piston	Single Piston Pricing	Ring Set	Piston Pin	Circlip	Top End Gasket Kit	Intake Valve	Exhaust Valve	Cam Chain	EFI Controller
4382M06600 4382M06650 4382M06700 4382M06750 4382M06800		2598XD 2618XD 2638XD 2658XD 2677XD	S259	CW16	W5066				
4382M06600 4382M06650 4382M06700 4382M06750 4382M06800		2598XD 2618XD 2638XD 2658XD 2677XD	S259	CW16	W5896				
4673M06900 4673M06950		2717XC 2736XC	S533	CW17	W5743				
4713M09000 4713M09200		35433XR 3622XR	S549	CW20	W5881	VIS009	VES009	CC010	FMC020 2009-2014
4714M09000 4714M09200		35433XR 3622XR	S549	CW20	W5881	VIS009	VES009	CC010	FMC020 2009-2014
4795M09450		3720XP	S549	CW20	W6103	VIS009	VES009	CC010	FMC020 2009-2014
4796M09450		3720XP	S549	CW20	W6103	VIS009	VES009	CC010	FMC020 2009-2014
4911M09550 4911M09800		9550XS 3858XS	S682	CW19	W6571 95.5mm W6572 98mm	VIT017	VET017	CC017	FMC019
4912M09550 4912M09800		9550XS 3858XS	S682	CW19	W6571 95.5mm W6572 98mm	VIT017	VET017	CC017	FMC019
4985M10000		3937XS	S682	CW19	W6662	VIT017	VET017	CC017	FMC019
4896M08200 4896M08400		3228XC 3307XC	S641	CW20	W6162 82mm W6409 84mm				FMC018 2005 EFI

Racer Elite • 2-Stroke

Racer Elite • 4-Stroke

Off-Rd. • 2-Stroke

Off-Rd. • 4-Stroke

ATV • 2-Stroke

ATV • 4-Stroke

Street Bikes

PWC

Crankshafts
Clutch
Valve Train
Accessories

Model ATV & UTV • 4-Stroke	Years	Comp. Ratio	Stock Engine Bore x Stroke	Bore Size	Piston Type & Coatings	Cylinder & Machining Requirements	Top End Kit	Top End Kit Pricing
YAMAHA								
YFM80R Raptor	2002-2008	11:1	47.0	47.0		Deglaze / Hone	PK1678	
YFM80 Grizzly	2005		x	47.5		Bore & Hone	PK1679	
YFM80 Badger	1985-2001		45.6	48.0		Bore & Hone	PK1680	
				50.0		Bore & Hone	PK1681	
YFM125R Raptor	2011-2013	11:1	54.0	54.0	ArmorGlide	Deglaze / Hone		
			x	54.5		Bore & Hone		
			54.0	55.0		Bore & Hone		
YFM125R Raptor	2011-2013	13:1	54.0	54.0	ArmorGlide	Deglaze / Hone		
			x	54.5		Bore & Hone		
			54.0	55.0		Bore & Hone		
YTM200	1984-1985	10.25:1	67.0	67.0		Deglaze / Hone		
YFM200 Moto-4	1987-1988		x	67.5		Bore & Hone		
			55.7	68.0		Bore & Hone		
YTM225	1984-1988	10.25:1	70.0	70.0		Deglaze / Hone		
YFM225 Moto-4	1987-1988		x	70.5		Bore & Hone		
			58.0	71.0		Bore & Hone		
YFM250 Timberwolf	1990-2000	8.7:1	71.0	71.0		Deglaze / Hone	PK1054	
YFB250 Bear Tracker	2000-2004		x	71.5		Bore & Hone	PK1055	
YFM250 Bruin	2005-2006		58.0	72.0		Bore & Hone	PK1056	
YFM250 Big Bear	2007-2009							
YFM250R Raptor	2008-2013	10.5:1	74.0	74.0	ArmorGlide	Deglaze / Hone		
			x	76.0				
			58.0					
YFM250R Raptor	2008-2013	13:1	74.0	74.0	ArmorGlide	Deglaze / Hone		
			x	76.0		Bore & Hone		
			58.0					
YFM250R Raptor	2008-2013	11:1	74.0	81.0	ArmorGlide	Resleeve		
			x					
			58.0					
YFM350 Warrior	1987-2004	10.25:1	83.0	83.0	ArmorGlide	Deglaze / Hone	PK1018	
YFM350 Grizzly	2007-2014		x	83.5		Bore & Hone	PK1019	
YFM350R Raptor	2005-2013		64.5	84.0		Bore & Hone	PK1020	
YFM350 WT Big Bear	1989-1999							
BW350T	1999							
Moto-4	1999							
YFM350 Warrior	1987-2004	11:1	83.0	83.0	ArmorGlide	Deglaze / Hone		
YFM350 Grizzly	2007-2014		x	83.5		Bore & Hone		
YFM350R Raptor	2005-2013		64.5	84.0		Bore & Hone		
YFM350 WT Big Bear	1989-1999							
BW350T	1999							
Moto-4	1999							
YFM350 Warrior	1987-2004	12:1	83.0	83.0	ArmorGlide	Deglaze / Hone		
YFM350 Grizzly	2007-2014		x	83.5		Bore & Hone		
YFM350R Raptor	2005-2013		64.5	84.0		Bore & Hone		
YFM350 WT Big Bear	1989-99							
BW350T	1999							
Moto-4	1999							

- Premium pump fuel required for high compression ratios up to 13.5:1.

- Increased Octane (race fuel) required for comp. ratios over 13.5:1.

PK kits include: Pistons, rings, pins, clips, top end gasket kit, & needle bearing when applicable.

CK kits include: Pistons, rings, pins, clips, top end gasket kit, & cylinder/sleeve when applicable.

Individual pistons include: Rings, pins & clips (unless noted otherwise).

	Single Piston	Single Piston Pricing	Ring Set	Piston Pin	Circlip	Top End Gasket Kit	Intake Valve	Exhaust Valve	Cam Chain	EFI Controller
	4841M04700 4841M04750 4841M04800 4841M05000		1850XE 1870XE 1890XE 1969XE	S592	CW13	W6335				
	40068M05400 40068M05450 40068M05500		2126XE 2146XE 2165XE	S571	CW16	W6925				
	40071M05400 40071M05450 40071M05500		2126XE 2146XE 2165XE	S571 CW15	CW15	W6925				
	4292M06700 4292M06750 4292M06800		2638XC 2658XC 2677XC	S256	CW16	W5069 1984-1985				
	4312M07000 4312M07050 4312M07100		2756XC 2776XC 2795XC	S259	CW16	W5070 1984-1986				
	4675M07100 4675M07150 4675M07200		2795XC 2815XC 2835XC	S271	CW16	W5745 1992-2009				
	4951M07400		2913XA 2992XG	S688	CW17	W6634 74mm W6635 76mm			CC014	
	40078M07400 40078M07600		2913XA 2992XG	S688	CW17	W6634 74mm W6635 76mm			CC014	
	4958M08100		3189XG	S688	CW17	W6636			CC014	
	4419M08300 4419M08350 4419M08400		3268XC 3287XC 3307XC	S376	CW19	W5746 All except Grizzly	VIS028	VES028	CC009	Warrior Raptor Only
	40109M08300 40109M08350 40109M08400		3268XC 3287XC 3307XC	S376	CW19	W5746 All except Grizzly	VIS028	VES028	CC009	Warrior Raptor Only
	40123M08300 40123M08350 40123M08400		3268XC 3287XC 3307XC	S376	CW19	W5746 All except Grizzly	VIS028	VES028	CC009	Warrior Raptor Only

Racer Elite • 2-Stroke

Racer Elite • 4-Stroke

Off-Rd. • 2-Stroke

Off-Rd. • 4-Stroke

ATV • 2-Stroke

ATV • 4-Stroke

Street Bikes

PWC

Crankshafts

Clutch

Valve Train

Accessories

Model ATV & UTV • 4-Stroke	Years	Comp. Ratio	Stock Engine Bore x Stroke	Bore Size	Piston Type & Coatings	Cylinder & Machining Requirements	Top End Kit	Top End Kit Pricing
YAMAHA								
YFM400 Kodiak	1993-1999	8.6:1	83.0	83.0		Deglaze / Hone	PK1777	
YFM400 Big Bear	2000-2012		x	83.5		Bore & Hone	PK1778	
			71.5	84.0		Bore & Hone	PK1779	
YFM400 Kodiak	2000-2008	10.5:1	84.5 x 71.5	84.5 85.0 85.5	ArmorGlide	Deglaze / Hone Bore & Hone Bore & Hone		
YFM450 Kodiak	2003-2006, 2018	11:1	84.5	84.5	ArmorGlide	Deglaze / Hone		
YXR450 Rhino	2006-2009		x	85.0		Bore & Hone		
YFM450 Wolverine	2006-2014		75.0	85.5		Bore & Hone		
YFM450 Grizzly	2007-2014							
YFZ450	2004-2005	12:1	95.0 x 62.0	95.0 96.0	ArmorGlide	Deglaze / Hone Bore / Replate	PK1071 PK1072	
YFZ450	2004-2005	13:1	95.0 x 62.0	95.0 96.0		Deglaze / Hone Bore / Replate	PK1064 PK1065	
YFZ450	2004-2005	11.4:1	95.0 x 62.0	98.0	ArmorGlide	Cylinder Required		
YFZ450 YFZ450X YFZ450R	2006-2013 2011 2009-2018	11.4:1	95.0 x 63.4	95.0 96.0	ArmorGlide	Deglaze / Hone Bore / Replate		

- Premium pump fuel required for high compression ratios up to 13.5:1.

- Increased Octane (race fuel) required for comp. ratios over 13.5:1.

PK kits include: Pistons, rings, pins, clips, top end gasket kit, & needle bearing when applicable.

CK kits include: Pistons, rings, pins, clips, top end gasket kit, & cylinder/sleeve when applicable.

Individual pistons include: Rings, pins & clips (unless noted otherwise).

Single Piston	Single Piston Pricing	Ring Set	Piston Pin	Circlip	Top End Gasket Kit	Intake Valve	Exhaust Valve	Cam Chain	EFI Controller
4676M08300 4676M08350 4676M08400		3268XC 3287XC 3307XC	S376	CW19	W5746 Kodiak 1993-1999				
40076M08450 40076M08500 40076M08550		8450XX 8500XX 8550XX	S520	CW20	W6944				
4939M08450 4939M08500 4939M08550			S520	CW20	W6944				
4865M09500 4865M09600		3741XS 9600XS	S641	CW20	W6129 95mm W6248 96mm	VIT008 Side Valve VIT008C Center Valve	VET008	CC015	
4835M09500 4835M09600		3741XS 9600XS	S641	CW20	W6129 95mm W6248 96mm	VIT008 Side Valve VIT008C Center Valve	VET008	CC015	
4906M09800		3858XS	S641	CW20	W6414	VIT008 Side Valve VIT008C Center Valve	VET008	CC015	
4865M09500 4865M09600		3741XS 9600XS	S641	CW20	YFZ450 W6129 95mm W6248 96mm YFZ450R W6420 95mm W6421 96mm	VIT008 Side Valve VIT008C Center Valve	VET008	CC015 YFZ450X YFZ450 YFZ450X CC030 YFZ450R	FMC025 EFI Models Only 2009-2014

Racer Elite • 2-Stroke
Racer Elite • 4-Stroke
Off-Rd. • 2-Stroke
Off-Rd. • 4-Stroke
ATV • 2-Stroke
ATV • 4-Stroke
Street Bikes
PWC
Crankshafts
Clutch
Valve Train
Accessories

Model ATV & UTV • 4-Stroke	Years	Comp. Ratio	Stock Engine Bore x Stroke	Bore Size	Piston Type & Coatings	Cylinder & Machining Requirements	Top End Kit	Top End Kit Pricing
YAMAHA								
YFZ450 YFZ450X YFZ450R	2006-2013 2011 2009-2018	12.4:1	95.0 x 63.4	95.0 96.0	ArmorGlide	Deglaze / Hone Bore / Replate		
YFZ450	2006-2013	12.5:1	95.0 x 63.4	98.0	ArmorGlide	Cylinder Required		
YFZ450 YFZ450X YFZ450R	2006-2013 2011 2009-2018	14:1	95.0 x 63.4	95.0	ArmorGlide	Deglaze / Hone		
YFM550 Grizzly	2009-2013	10.25:1	92.0 x 84.0	92.0		Deglaze / Hone		
YFM600 Grizzly	1998-2001	Stock	95.0 x 84.0	95.0 96.0 97.0		Deglaze / Hone Bore & Hone Bore & Hone	PK1057 PK1058 PK1059	
YFM600 Grizzly	1998-2001	10:1	95.0 x 84.0	98.0		Deglaze / Hone		
YFM600 Grizzly	1998-2001	10.75:1	95.0 x 84.0	101.0		Sleeving Crankcase Machining		
YFM600 Grizzly	1998-2001	11.5:1	95.0 x 84.0	95.0 96.0		Deglaze / Hone Bore & Hone		
YFM660F Grizzly YXR660 Rhino	2002-2008 2005-2007	9.9:1	100.0 x 84.0	100.0 100.5 101.0 102.0	ArmorGlide	Deglaze / Hone Bore & Hone Bore & Hone Bore & Hone	PK1435 PK1436 PK1437 PK1438	

- Premium pump fuel required for high compression ratios up to 13.5:1.

- Increased Octane (race fuel) required for comp. ratios over 13.5:1.

PK kits include: Pistons, rings, pins, clips, top end gasket kit, & needle bearing when applicable.

CK kits include: Pistons, rings, pins, clips, top end gasket kit, & cylinder/sleeve when applicable.

Individual pistons include: Rings, pins & clips (unless noted otherwise).

	Single Piston	Single Piston Pricing	Ring Set	Piston Pin	Circlip	Top End Gasket Kit	Intake Valve	Exhaust Valve	Cam Chain	EFI Controller
	4835M09500 4835M09600		3741XS 9600XS	S641	CW20	YFZ450 W6129 95mm W6248 96mm YFZ450R W6420 95mm W6421 96mm	VIT008 Side Valve VIT008C Center Valve	VET008	CC015 YFZ450X YFZ450 YFZ450X CC030 YFZ450R	FMC025 EFI Models Only 2009-2014
	4906M09800		3858XS	S641	CW20	W6414	VIT008 Side Valve VIT008C Center Valve	VET008	CC015 YFZ450 YFZ450X CC030 YFZ450R	
	4929M09500		3741XS	S641	CW20	YFZ450 W6129 95mm YFZ450R W6420 95mm	VIT008 Side Valve VIT008C Center Valve	VET008	CC015 YFZ450 YFZ450X CC030 YFZ450R	FMC025 EFI Models Only
	40104M09200		9200XX	S626	W5860					FMC021 2009-2015
	4797M09500 4797M09600 4797M09700		3740XH 3780XH 3819XH	S550	CW22	W5726				
	4607M09800		3858XH	S550	CW22	W5726				
	4607M10100		3977XH	S550	CW22	W5727				
	4596M09500 4596M09600		3740XH 3780XH	S550	CW22	W5726				
	4966M10000 4966M10050 4966M10050 4966M10200		3937XS 10050XS 10100XS 10200XS	S570	CW22	W6428 101mm W6429 102mm	VIS029	VES029	CC020	

Racer Elite • 2-Stroke
Racer Elite • 4-Stroke
Off-Rd. • 2-Stroke
Off-Rd. • 4-Stroke
ATV • 2-Stroke
ATV • 4-Stroke
Street Bikes
PWC
Crankshafts
Clutch
Valve Train
Accessories

Model ATV & UTV • 4-Stroke	Years	Comp. Ratio	Stock Engine Bore x Stroke	Bore Size	Piston Type & Coatings	Cylinder & Machining Requirements	Top End Kit	Top End Kit Pricing
YAMAHA								
YFM660F Grizzly YXR660 Rhino	2002-2008 2005-2007	11:1	100.0 x 84.0	100.0 100.5 101.0	ArmorGlide	Deglaze / Hone Bore & Hone Bore & Hone	PK1112 PK1113 PK1114	
YFM660F Grizzly YXR660 Rhino	2002-2008 2005-2007	11:1	102.0 x 84.0	102.0	ArmorGlide	Bore & Hone	PK1115	
YFM660R Raptor	2001-2005	9.9:1	100.0 x 84.0	100.0 100.5 101.0 102.0	ArmorGlide	Deglaze / Hone Bore & Hone Bore & Hone Bore & Hone	PK1431 PK1432 PK1433 PK1434	
YFM660R Raptor	2001-2005	11:1	100.0 x 84.0	100.0 100.5 101.0	ArmorGlide	Deglaze / Hone Bore & Hone Bore & Hone	PK1060 PK1061 PK1062	
YFM660R Raptor	2001-2005	11:1	102.0 x 84.0	102.0	ArmorGlide	Bore & Hone	PK1063	
YFM700 Raptor	2006-2014	9.2:1	102.0 x 84.0	102.0 103.0	ArmorGlide	Deglaze / Hone Bore / Replate	PK1415 PK1416	
YFM700 Raptor	2006-2014	11:1	102.0 x 84.0	102.0 103.0	ArmorGlide	Deglaze / Hone Bore / Replate	PK1417 PK1418	
YFM700 Grizzly YXR700 Rhino	2007-2013 2008-2013	9.2:1	102.0 x 84.0	102.0 103.0	ArmorGlide	Deglaze / Hone Bore / Replate	PK1419 PK1420	
YFM700 Grizzly YXR700 Rhino	2007-2013 2008-2013	11:1	102.0 x 84.0	102.0 103.0	ArmorGlide	Deglaze / Hone Bore / Replate	PK1421 PK1422	
YFM700 Grizzly YXM700 Viking YFM700R Raptor	2014-2015 2014-2018 2015-2018	10:1	102.0 x 84.0	102.0 103.0	ArmorGlide	Deglaze / Hone Bore / Replate		
YXE700R Wolverine R-Spec YFM700F Grizzly YFM700 Kodiak	2016-2017 2016-2018 2016-2018	10.1:1	103.0 x 85.0	103.0	ArmorGlide	Deglaze / Hone		

- Premium pump fuel required for high compression ratios up to 13.5:1.

- Increased Octane (race fuel) required for comp. ratios over 13.5:1.

PK kits include: Pistons, rings, pins, clips, top end gasket kit, & needle bearing when applicable.

CK kits include: Pistons, rings, pins, clips, top end gasket kit, & cylinder/sleeve when applicable.

Individual pistons include: Rings, pins & clips (unless noted otherwise).

	Single Piston	Single Piston Pricing	Ring Set	Piston Pin	Circlip	Top End Gasket Kit	Intake Valve	Exhaust Valve	Cam Chain	EFI Controller
	4737M10000 4737M10050 4737M10100		3937XS 10050XS 10100XS	S570	CW22	W6428 101mm	VIS029	VES029	CC020	
	4811M10200		4014GFX	S655	CW22	W6429 101mm W6429 102mm	VIS029	VES029	CC020	
	4966M10000 4966M10050 4966M10100 4966M10200		3937XS 10050XS 10100XS 10200XS	S570	CW22	W6017 101mm W6315 102mm	VIS029	VES029	CC016	
	4737M10000 4737M10050 4737M10100		3937XS 10050XS 10100XS	S570	CW22	W6017 101mm W6315 102mm	VIS029	VES029	CC016	
	4811M10200		4014GFX	S655	CW22	W6315	VIS029	VES029	CC016	
	4902M10200 4902M10300		10200XS 10300XS	S724	W5860	W6570	VIS030	VES030	CC017	
	4903M10200 4903M10300		10200XS 10300XS	S724	W5860	W6570	VIS030	VES030	CC017	
	4902M10200 4902M10300		10200XS 10300XS	S724	W5860	W6569	VIS030	VES030	CC017	FMC022 Grizzly FMC024 Rhino
	4903M10200 4903M10300		10200XS 10300XS	S724	W5860	W6569	VIS030	VES030	CC017	FMC022 Grizzly FMC024 Rhino
	40119M10200 40119M10300		10200XS 10300XS	S724	W5860		VIS030	VES030	CC017	FMC022 Grizzly FMC023 2014 Raptor FMC176 2015 Raptor
	40140M10300		10300XS	S724	W5860	W6958				

Racer Elite • 2-Stroke

Racer Elite • 4-Stroke

Off-Rd. • 2-Stroke

Off-Rd. • 4-Stroke

ATV • 2-Stroke

ATV • 4-Stroke

Street Bikes

PWC

Crankshafts

Clutch

Valve Train

Accessories

Model ATV & UTV • 4-Stroke	Years	Comp. Ratio	Stock Engine Bore x Stroke	Bore Size	Piston Type & Coatings	Cylinder & Machining Requirements	Top End Kit	Top End Kit Pricing
YAMAHA								
YXE700R Wolverine R-Spec	2016-2017	11:1	103.0	103.0	ArmorGlide	Deglaze / Hone		
YFM700F Grizzly	2016-2018		x					
YFM700 Kodiak	2016-2018		85.0					
YXE700R Wolverine R-Spec	2016-2017	12:1	103.0	103.0	ArmorGlide	Deglaze / Hone		
YFM700F Grizzly	2016-2018		x					
YFM700 Kodiak	2016-2018		85.0					
YXZ1000R	2016-2017	13:1	80.0 x 66.2	80.0	ArmorGlide	Deglaze / Hone		
YXZ1000R * For Turbo use only *	2016-2017	9.5:1	80.0 x 66.2	80.0	ArmorGlide	Deglaze / Hone		



ADAM MCGILL

- Premium pump fuel required for high compression ratios up to 13.5:1.
- Increased Octane (race fuel) required for comp. ratios over 13.5:1.

PK kits include: Pistons, rings, pins, clips, top end gasket kit, & needle bearing when applicable.
CK kits include: Pistons, rings, pins, clips, top end gasket kit, & cylinder/sleeve when applicable.
Individual pistons include: Rings, pins & clips (unless noted otherwise).

Single Piston	Single Piston Pricing	Ring Set	Piston Pin	Circlip	Top End Gasket Kit	Intake Valve	Exhaust Valve	Cam Chain	EFI Controller
40141M10300		10300XS	S724	W5860	W6958				
40142M10300		10300XS	S724	W5860	W6958				
40160M08000		3150XG	S475	CW19	W6990				
40161M08000		3150XG	S662	CW19	W6990				



Racer Elite • 2-Stroke

Racer Elite • 4-Stroke

Off-Rd. • 2-Stroke

Off-Rd. • 4-Stroke

ATV • 2-Stroke

ATV • 4-Stroke

Street Bikes

PWC

Crankshafts

Clutch

Valve Train

Accessories

Model Street Bikes	Years	Comp. Ratio	Stock Engine Bore x Stroke	Displ.	Bore Size	Piston Type & Coatings	Cylinder & Machining Requirements
APRILLIA • 2-Stroke							
RS125/AF1	1985-2002		54.0 x 54.5		54.0	ElectraCoated	Deglaze / Hone
RS250	Up to 2003		56.0 x 50.6		56.0	ElectraCoated	Deglaze / Hone
BMW • 4-Stroke							
S1000RR	2010-2014	13.5:1	80.0 x 49.7	999.0	80.0		Deglaze / Hone
CAGIVA • 2-Stroke							
Mito 125 Sport	1992-2001		56.0 x 50.6		56.0	ElectraCoated	Deglaze / Hone
Planet 125 Mito 125	1990-1991 1990-1991		56.0 x 50.6		56.0	ElectraCoated	Deglaze / Hone
DUCATI • 4-Stroke							
900SS	1983	10.25:1	86.0 x 74.4		87.0		Deglaze / Hone
HONDA • 2-Stroke							
RS125	1995-2003		54.0 x 54.5		54.0	ElectraCoated ArmorGlide Vertical Pinning	Deglaze / Hone
RS125	All		54.0 x 54.5		54.0	ElectraCoated ArmorGlide Flat Top Dome	Deglaze / Hone
HONDA • 4-Stroke							
CBR250R CBR250R ABS	2011-2013	11.5:1 11.5:1 12:1	76.0 x 55.0	250.0 263.0 287.0	76.0 78.0 81.0	ArmorGlide	Deglaze / Hone Resleeve Resleeve
CB350 CL350	1968-1973	10.5:1	65.0 x 50.6	336.0 341.0 346.0	65.0 65.5 66.0		Deglaze / Hone Bore & Hone Bore & Hone
CB360 CL360 CJ360	1974-1976 1974-1975 1976-1977	10.5:1	67.5 x 50.6	362.0 368.0	67.5 68.0		Deglaze / Hone Bore & Hone
CB450 CL450	1965-1974 1967-1974	10:1	70.5 x 57.8	451.0 458.0	70.5 71.0		Deglaze / Hone Bore & Hone
CB500F CB500X CBR500R CMX500	2013-2017 2013-2017 2013-2017 2017	12:1	67.0 x 66.8	471.0 478.0	67.0 67.5	ArmorGlide	Deglaze / Hone Bore / Replate
CB550K CB550F	1974-1978	10:1	58.5 x 50.6	544.0 554.0	58.5 59.0		Deglaze / Hone Bore & Hone
CBR600 F2 CBR600 F3 CBR600SF Hornet	1990-1998 1990-1998 1998-2004	13:1	65.0 x 45.2	637.0	67.0		Bore & Hone

• Premium pump fuel required for high compression ratios up to 13.5:1.

• Increased Octane (race fuel) required for comp. ratios over 13.5:1.

Kits include:

Pistons, rings, pins, clips & Gaskets (unless listed as "Optional" in the far right column).

Top End Kit	Top End Kit Pricing	Single Piston	Single Piston Pricing	Ring Set	Piston Pin	Circlip	Gasket / Kit	Sleeve
		851M05400A		2126CD	S632	CW15		
		852M05600A		2205CD	S270	CW16		
CK233		40039M08000		3150XG	S741	CW17		
		853M05600		2205CS	S270	CW16		
		854M05600		2205CD	S270	CW16		
		4627M08700		3425XC	S392	CW20		
		793M05400		2126CS	S632	CW15		
		7881M05400		2126CS	S668	CW15		
		40069M07600 40069M07800 40070M08100		2992XG 3071XG 3189XG	S688	CW17	W6927 <i>Top End Gasket Kit</i>	
		40060M06500 40060M06550 40060M06600		2559XC 2579XC 2598XC	S522	CW15		
		40057M06750 40057M06800		2658XC 2677XC	S256	CW16		
		40058M07050 40058M07100		2776XC 2795XC	S523	CW17		
CK238 CK239		40130M06700 40130M06750		2638XA 2658XA	S686	CW16	W6941 <i>Head Gasket .023" Thickness</i>	
		40059M05850 40059M05900		2303XE 2323XE	S525	CW15		
R637		4513M06700		2638XA	S532	CW17	W5475 <i>Head Gasket</i>	

Racer Elite • 2-Stroke
Racer Elite • 4-Stroke
Off-Rd. • 2-Stroke
Off-Rd. • 4-Stroke
ATV • 2-Stroke
ATV • 4-Stroke
Street Bikes
PWC
Crankshafts
Clutch
Valve Train
Accessories

Model Street Bikes	Years	Comp. Ratio	Stock Engine Bore x Stroke	Displ.	Bore Size	Piston Type & Coatings	Cylinder & Machining Requirements
HONDA • 4-Stroke							
CBR600F4	1999-2006	12.8:1	67.0	599.0	67.0		Deglaze / Hone
CBR600F4i	1999-2006		X 42.5				
CBR600RR	2003-2006	12.4:1 12.7:1 12.9:1	67.0 x 42.5	599.0 618.0 636.0	67.0 68.0 69.0	ArmorGlide	Deglaze / Hone Bore / Replate Bore / Replate
CBR600RR	2007-2016	13.5:1	67.0 x 42.5	600.0 618.0 636.0	67.0 68.0 69.0	ArmorGlide	Deglaze / Hone Bore / Replate Bore / Replate
Hawk 650NT Twin	1989-1991	11:1	80.0 x 65.9	696.0	82.0	ArmorGlide	Bore & Hone
CB750F CB750K 2 Valve SOHC	1969-1978	10.25:1	65.0 x 63.0	836.0	65.0		Bore & Hone
CB750K CB750F CB750C 4 Valve DOHC	1979-1982	10.25:1	65.0 x 62.0	823.0 985.0	65.0 67.5		Bore & Hone Resleeve
CB900F	1981-1982	10.25:1	67.5 x 68.8	985.0	67.5		Bore & Hone
CBR900RR	1996-1999	12:1	72.0 x 58.0	970.0	73.0		Bore & Hone
CBR954RR	2002-2004	13.2:1	75.0 x 54.0	954.0 980.0	75.0 76.0		Deglaze / Hone Bore / Replate
CBX1000	1979-1982	10.25:1	64.5 x 53.4	1147.0	67.5		Bore & Hone
CBR1000F CBR1000 Big One	1987-1991 1993-1996	12:1	77.0 x 53.5	1049.0	79.0		Bore & Hone
CBR1000RR	2004-2007	13.2:1	75.0 x 56.5	998.0	75.0		Deglaze / Hone

- Premium pump fuel required for high compression ratios up to 13.5:1.

- Increased Octane (race fuel) required for comp. ratios over 13.5:1.

Kits include:

Pistons, rings, pins, clips & Gaskets (unless listed as "Optional" in the far right column).

Top End Kit	Top End Kit Pricing	Single Piston	Single Piston Pricing	Ring Set	Piston Pin	Circlip	Gasket / Kit	Sleeve
CK106		4698M06700		2638XA	S532	CW17	W5904 <i>Head Gasket</i>	
CK169 CK170 CK196		4863M06700 4863M06800 4863M06900		2638XA 2677XA 2717XA	S686	CW16	W5904 <i>Head Gasket</i>	
CK222 CK224		40008M06700 40008M06800 40008M06900		2638XA 2677XA 2717XA	S571	CW15	W6801 <i>67-68mm Head Gasket</i> W6802 <i>69mm Head Gasket</i>	
K696		4633M08200		3228XG	S520	CW20	W5577 <i>Top End Gasket Kit</i>	
K836		4016M06500		2559XC	S522	CW15	W4934 <i>Head Gasket</i> W6047 <i>Base Gasket</i>	H15SL
K823 K985		4016M06500 4016M06500		2559XC 2658XC	S522	CW15	W3932 65mm <i>Head Gasket</i> W3923 67.5mm <i>Head Gasket</i> W6047 <i>Base Gasket</i>	H113SL 67.5mm
K985		4218M06750		2658XC	S522	CW15	W3923 <i>Head Gasket</i> W6047 <i>Base Gasket</i>	H113SL 67.5mm
R970		4609M07300		2874XA	S532	CW17	W5532 <i>Head Gasket</i>	3005FA 72-74mm
CK161 CK162		4855M07500 4855M07600		2953XG 2992XG	S688	CW17	W6322 <i>Head Gasket</i>	
		4218M06750		2658XC	S522	CW15		
R1049		4424M07900		3110XG	S520	CW20	W5177 <i>Head Gasket</i>	
CK186		4898M07500		2953XG	S688	CW17	W6387 <i>Head Gasket</i>	

Racer Elite • 2-Stroke
Racer Elite • 4-Stroke
Off-Rd. • 2-Stroke
Off-Rd. • 4-Stroke
ATV • 2-Stroke
ATV • 4-Stroke
Street Bikes
PWC
Crankshafts
Clutch
Valve Train
Accessories

Model Street Bikes	Years	Comp. Ratio	Stock Engine Bore x Stroke	Displ.	Bore Size	Piston Type & Coatings	Cylinder & Machining Requirements
HONDA • 4-Stroke							
RVT1000R	2000-2006	12.7:1	100.0	999.0	100.0		Deglaze / Hone
RC51			x				
European VTR1000 SP1, SP2	2000-2006		63.6				
CBR1000RR	2008-2015	13.5:1	76.0 x 55.1	1000.0 1053.0	76.0 78.0	ArmorGlide	Deglaze / Hone Bore / Replate
CB1100F	1982-1984	10.25:1	72.0 x 68.9	1123.0	72.0		Deglaze / Hone
CBR1100XX	1997-2003	11:1	81.0 x 58.0	1195.0	81.0		Deglaze / Hone
INDIAN • 4-Stroke							
FTR750 Flat Track	2018	Max	88.0 x 61.5	1795.0	101.0	ArmorGlide ArmorPlating Asymmetric Skirt DLC Piston Pin	Deglaze / Hone
Scout 1133cc	2015-2017	11.5:1	99.0 x 73.6	1133.0	90.0	ArmorGlide	Deglaze / Hone
KAWASAKI • 2-Stroke							
KR1 S	1992		56.0 x 50.6		56.0	ElectraCoated	Deglaze / Hone
500S	1969-1976		60.0		60.5	ElectraCoated	Bore & Hone
500H1			x		61.0	ArmorGlide	Bore & Hone
500KH			59.7		61.5		Bore & Hone
Mach III					62.0		Bore & Hone
750 Mach IV	1972-1975		71.0		71.0	ElectraCoated	Deglaze / Hone
750H2			x		71.5	ArmorGlide	Bore & Hone
			63.0		72.0		Bore & Hone
					72.5		Bore & Hone
					73.0		Bore & Hone
					73.5		Bore & Hone
KAWASAKI • 4-Stroke							
European KL 250	All Years	10.25:1	71.0		10.25:1		Deglaze / Hone
European Z 250			x				
			66.0				
EX250 Ninja	2008-2012	12.5:1	62.0	249.0	62.0	ArmorGlide	Deglaze / Hone
			x	265.0	64.0		Bore & Hone
			41.2	282.0	66.0		Bore & Hone
GPZ550	1982-1995	10.25:1	58.0	615.0	61.0		Bore & Hone
KZ550			x				
ZX550			52.4				
ZX6R Ninja	1995-1999	11.8:1	66.0	613.0	67.0		Bore & Hone
			x				
			43.8				

• Premium pump fuel required for high compression ratios up to 13.5:1.

• Increased Octane (race fuel) required for comp. ratios over 13.5:1.

Kits include:

Pistons, rings, pins, clips & Gaskets (unless listed as "Optional" in the far right column).

Top End Kit	Top End Kit Pricing	Single Piston	Single Piston Pricing	Ring Set	Piston Pin	Circlip	Gasket / Kit	Sleeve
		4742M10000		3937XS	S551	W5860		
CK229 CK230		40034M07600 40034M07800		2992XG 3071XG	S688	CW17	W6891 76mm Head Gasket (78mm bore not available)	
K1123		4294M07200		2835XC	S523	CW17	W3924 Head Gasket W6048 Base Gasket W5783	H118SL
CK100		4682M08100		3189XG	S376	CW19	W5783 Head Gasket	
		40218M08800		8800YD	S759C	CW18		
		40137M09000		9900XS	S655	W5590		
		11305M05600		2205CD	S270	CW16		
K101 K102 K103		149M06050 149M06100 149M06150 149M06200		2382CD 2402CD 2421CD 2441CD	S256	CW16		
K105 K106 K107 K108 K109 K110		423M07100 423M07150 423M07200 423M07250 423M07300 423M07350		2795CD 2816CD 2835CD 2854CD 2874CD 2894CD	S259	CW16		
		4022M07100		2795XC	S523	CW17		
		40062M06200 40062M06400 40063M06600		2441XA 2520XC 2598XA	S680	CW16		
K615		4185M06100		2402XA	S394	CW14	W3162 Head Gasket	
		4583M06700		2638XA	S554	CW16	W5476 Head Gasket	

Racer Elite • 2-Stroke
Racer Elite • 4-Stroke
Off-Rd. • 2-Stroke
Off-Rd. • 4-Stroke
ATV • 2-Stroke
ATV • 4-Stroke
Street Bikes
PWC
Crankshafts
Clutch
Valve Train
Accessories

Model Street Bikes	Years	Comp. Ratio	Stock Engine Bore x Stroke	Displ.	Bore Size	Piston Type & Coatings	Cylinder & Machining Requirements
KAWASAKI • 4-Stroke							
ZX6R Ninja	2003-2006	12.9:1 13.5:1	67.0 x 43.8	636.0 674.0	68.0 70.0		Bore / Replate Bore / Replate
ZX600P ZX600R	2007-2008 2009-2012	13.8:1	67.0 x 42.5	599.0	67.0	ArmorGlide	Deglaze / Hone
KZ650	1976-1983	10.25:1	62.0 x 54.4	700.0	64.0		Bore & Hone
GPZ750 KZ750 ZN750	1980-1985	10.25:1	66.0 x 54.1	810.0	69.0		Bore & Hone
ZX750 E1 Turbo	1983-1986	8:1	66.0 x 54.1	810.0	69.0		Bore & Hone
ZX750 ZX750R ZX7	1991-1995	12:1	71.0 x 47.2	765.0	72.0		Bore & Hone
ZX7R ZX7RR	1996-2003 1996-2003	13:1 12.5:1	73.0 x 49.7	748.0 779.0	73.0 74.5		Deglaze / Hone Bore & Hone
ZX9R	1994-1997	13:1	73.0 x 53.7	779.0	75.0		Bore & Hone
ZX9R ZX9R	1998-1999 2000-2003	12:1	75.0 x 50.9	923.0	76.0		Bore & Hone
ZX9R	2000-2003	13.5:1	73.0 x 50.9	973.0	76.0		Bore & Hone
GPZ900R Ninja GP700R Eliminator	thru 1987 thru 1987	11:1	72.5 x 55.0	972.0	75.0		Bore & Hone
ZX10-R	2004-2007	13.5:1	76.0 x 55.0	998.0	76.0		Deglaze / Hone

- Premium pump fuel required for high compression ratios up to 13.5:1.

- Increased Octane (race fuel) required for comp. ratios over 13.5:1.

Kits include:

Pistons, rings, pins, clips & Gaskets (unless listed as "Optional" in the far right column).

Top End Kit	Top End Kit Pricing	Single Piston	Single Piston Pricing	Ring Set	Piston Pin	Circlip	Gasket / Kit	Sleeve
CK175 CK202		4874M06800 4874M07000		2677XA 2756XA	S686	CW16	W6359 68mm Head Gasket W6630 70mm Head Gasket	
CK226		40032M06700		2638XA	S635	CW15		
K700		4037M06400		2520XC	S522	CW15	W2486 Head Gasket	
K810		4186M06900		2717XC	S526	CW15	W3163 Head Gasket	
P809B		4335M06900		2717XC	S529	CW16		
R766		4518M07200		2835XA	S537	CW18	W5534 Head Gasket W6051 Base Gasket	
CK111		4702M07300 4703M07450		2874XA 2933XA	S537	CW18	W5886 Head Gasket	
R951		4591M07500		2953XG	S343	CW18	W5440 Head Gasket W6051 Base Gasket	
		4652M07600		2992XG	S343	CW18	W5687 Head Gasket	
		4757M07800		3071XG	S524	CW18	W6029 Head Gasket W6054 Base Gasket	
K972		4415M07500		2953XG	S278	CW18	W3885 Head Gasket W6055 Base Gasket	
CK157		4853M07600		2992XG	S688	CW17	W6654 Head Gasket 04-05 W6656 Head Gasket 06-07	

Racer Elite • 2-Stroke
Racer Elite • 4-Stroke
Off-Rd. • 2-Stroke
Off-Rd. • 4-Stroke
ATV • 2-Stroke
ATV • 4-Stroke
Street Bikes
PWC
Crankshafts
Clutch
Valve Train
Accessories

Model Street Bikes	Years	Comp. Ratio	Stock Engine Bore x Stroke	Displ.	Bore Size	Piston Type & Coatings	Cylinder & Machining Requirements
KAWASAKI • 4-Stroke							
KZ1000J KZ1000R	1981-1983 1981-1983	10.25:1	69.4 x 66.0	1075.0 1105.0	72.0 73.0		Bore & Hone Bore & Hone
GPZ1000RX Ninja GTR1000	1986-1987 1986-1987 1986-2000	11:1	74.0 x 58.0	1039.0	75.5		Bore & Hone
Z1/Z1A/Z1B KZ900 KZ1000/Z1-R	1973-1975 1976-1977 1977-1980	9:1	66.0 x 66.0	1075.0	72.0		Bore & Hone
Z1/Z1A/Z1B KZ900 KZ1000/Z1-R	1973-1975 1976-1977 1977-1980	10.25:1	66.0 x 66.0	1015.0 1045.0 1075.0 1105.0 1197.0	70.0 71.0 72.0 73.0 74.0 76.0		Bore & Hone Bore & Hone Bore & Hone Resleeve Resleeve Resleeve
Z1/Z1A/Z1B KZ900 KZ1000/Z1-R	1973-1975 1976-1977 1977-1980	12:1	66.0 x 66.0	1075.0	72.0		Bore & Hone
Z1/Z1A/Z1B KZ900 KZ1000/Z1-R	1973-1975 1976-1977 1977-1980	13.5:1	66.0 x 66.0	1428.0	83.0		Cylinder Required or Resleeve
KZ GPZ Pro Stock	All	13.5:1	85.0 x 66.0	1497.0	85.0		Cylinder Required or Resleeve

- Premium pump fuel required for high compression ratios up to 13.5:1.

- Increased Octane (race fuel) required for comp. ratios over 13.5:1.

Kits include:

Pistons, rings, pins, clips & Gaskets (unless listed as "Optional" in the far right column).

Top End Kit	Top End Kit Pricing	Single Piston	Single Piston Pricing	Ring Set	Piston Pin	Circlip	Gasket / Kit	Sleeve
K1076 K1106		4548M07200 4548M07300		2835XC 2874XC	S523	CW17	W6986 <i>73mm MLS Head Gasket</i> W5026 <i>Base Gasket</i>	
K1039		4413M07550		2973XG	S278	CW18	W3885 <i>CFM-20 Head Gasket</i> W6987 <i>76mm MLS Head Gasket</i>	
K10741		4379M07200		2835XC	S523	CW17	W6967 <i>72-73mm MLS Head Gasket</i> <i>Does not fit J model</i> W5380 <i>Base Gasket (Fiber)</i>	
K1015 K1045 K1075 K1105 K1135 K1200 K10751 K11051		4020M07000 4022M07100 4052M07200 4052M07300 4052M07400 4177M07600 <i>Sold w/o sleeves</i> <i>Sold w/o sleeves</i>		2756XC 2795XC 2835XC 2874XC 2913XC 2992XG	S523	CW17	W6966 <i>71mm MLS Head Gasket</i> W6967 <i>73mm MLS Head Gasket</i> W6968 <i>76mm MLS Head Gasket</i> <i>Does not fit J model</i> W5380 <i>Base Gasket (Fiber)</i>	KA627SL 70-72mm KA629SL 73-76mm
R1075		4227M07200		2835XC	S523	CW17	W6967 <i>72-73mm MLS Head Gasket</i> <i>Does not fit J model</i> W5380 <i>Base Gasket (Fiber)</i>	KA627SL 72mm
P1425		4248M08300 <i>Left Only</i> 4249M08300 <i>Right Only</i>		3268XG	S557	CW17	W5948 <i>Copper Head Gasket</i> W5363 <i>Copper Base Gasket</i>	KA773SL 83mm
		4563M08500		3347XC	S557	CW17	W5363 <i>Copper Base Gasket</i>	

Racer Elite • 2-Stroke
Racer Elite • 4-Stroke
Off-Rd. • 2-Stroke
Off-Rd. • 4-Stroke
ATV • 2-Stroke
ATV • 4-Stroke
Street Bikes
PWC
Crankshafts
Clutch
Valve Train
Accessories

Model Street Bikes	Years	Comp. Ratio	Stock Engine Bore x Stroke	Displ.	Bore Size	Piston Type & Coatings	Cylinder & Machining Requirements
KAWASAKI • 4-Stroke							
ZX10	1988-1989	11:1	74.0	1039.0	75.5		Bore & Hone
ZX1000 Ninja	1988-1989		x				
Tom Cat	1988-1989		58.0				
ZX11 C1	1990-1994	12:1	76.0	1109.0	78.0		Bore & Hone
ZX11 D1	1993-2001		x				
ZZR1100	1990-2001		58.0				
ZRX1100	1997-2001						
GPZ1100	1995-1997						
GPZ1100	1981-1982	10.25:1	72.5	1135.0	74.0		Bore & Hone
			x	1166.0	75.0		Bore & Hone
			66.0				
KZ1100	1983-1984	9.5:1	72.5	1170.0	75.0		Bore & Hone
GPZ1100	1983-1984	10.25:1	x	1170.0	75.0		Bore & Hone
GPZX1100	1983-1984	10.25:1	66.2	1262.0	78.0		Resleeve
ZX1100	1983-1984						
ZX12R	2000-2005	13.5:1	83.0	1199.0	83.0		Deglaze / Hone
			x	1273.0	85.5		Bore / Replate
			55.4				

- Premium pump fuel required for high compression ratios up to 13.5:1.

- Increased Octane (race fuel) required for comp. ratios over 13.5:1.

Kits include:

Pistons, rings, pins, clips & Gaskets (unless listed as "Optional" in the far right column).

Top End Kit	Top End Kit Pricing	Single Piston	Single Piston Pricing	Ring Set	Piston Pin	Circlip	Gasket / Kit	Sleeve
*K1040		4445M07550		2973XG	S278	CW18	W5486 <i>Head Gasket</i> W6055 <i>Base Gasket</i>	
R1052		4578M07800		3071XG	S524	CW18	W5486 <i>Head Gasket</i> W6057 <i>Base Gasket</i>	
K1136 K1171		4256M07400 4255M07500		2913XC 2953XC	S523	CW17	W6987 <i>76mm MLS Head Gasket</i> W5963 <i>76mm CFM-20 Head Gasket</i> W5496 <i>Base Gasket</i>	KA629SL 74-75mm
K1173 K1172		4380M07500 4302M07500 4304M07800		2953XG 2953XG 3071XG	S278	CW18	W6987 <i>76mm MLS Head Gasket</i> W6988 <i>78mm MLS Head Gasket</i> W5963 <i>76mm CFM-20 Head Gasket</i> W3920 <i>78mm CFM-20 Head Gasket</i> W5496 <i>Base Gasket</i>	KA629SL 75-78mm KA750SL 78-79mm KA773SL 1425cc Big Block
CK132		4765M08300 4766M08550		3268XG 8550XX	S527	CW21	W6316 <i>83mm Head Gasket</i> W6037 <i>86mm Head Gasket</i> W6058 <i>Base Gasket</i>	

Racer Elite • 2-Stroke
Racer Elite • 4-Stroke
Off-Rd. • 2-Stroke
Off-Rd. • 4-Stroke
ATV • 2-Stroke
ATV • 4-Stroke
Street Bikes
PWC
Crankshafts
Clutch
Valve Train
Accessories

Model Street Bikes	Years	Comp. Ratio	Stock Engine Bore x Stroke	Displ.	Bore Size	Piston Type & Coatings	Cylinder & Machining Requirements
KTM • 4-Stroke							
ZX14R	2006-2011	9:1	84.0	1352.0	84.0	ArmorGlide	Deglaze / Hone Deglaze / Hone Bore / Replate
		13.5:1	x	1352.0	84.0		
		13.5:1	61.0	1418.0	86.0		
660 SMC	2003-2005	13:1	102.0 x 80.0		102.0		Deglaze / Hone
SUZUKI • 2-Stroke							
RGV 250	1989-1995		56.0 x 50.6		56.0	ElectraCoated	Deglaze / Hone
T500 / Titan <i>*Some top guided models require spacers</i>	1969-1975		70.0 x 64.0			ElectraCoated ArmorGlide	Deglaze / Hone Bore & Hone Bore & Hone Bore & Hone Bore & Hone
GT750 <i>J, K, L, M, A, B "Water Buffalo"</i>	1972-1977		70.0 x 64.0		70.0 70.5 71.0 72.5 72.0	ArmorGlide	Deglaze / Hone Bore & Hone Bore & Hone Bore & Hone Bore & Hone
SUZUKI • 4-Stroke							
GSXR600	1997-2000	11.2:1 11.8:1	65.5 x 44.5	600.0 640.0	65.5 67.5		Deglaze / Hone Bore / Replate
GSXR600	2001-2003	13.3:1	67.0 x 42.5	599.0 636.0	67.0 69.0		Deglaze / Hone Bore / Replate
GSXR600	2006-2007	13:1	67.0 x 42.5	599.0 617.0	67.0 69.0		Deglaze / Hone Bore / Replate

- Premium pump fuel required for high compression ratios up to 13.5:1.

- Increased Octane (race fuel) required for comp. ratios over 13.5:1.

Kits include:

Pistons, rings, pins, clips & Gaskets (unless listed as "Optional" in the far right column).

Top End Kit	Top End Kit Pricing	Single Piston	Single Piston Pricing	Ring Set	Piston Pin	Circlip	Gasket / Kit	Sleeve
CK234 CK227 CK228		40037M08400 40036M08400 40036M08600		OEM 8400ZX 8600ZX	S698 84mm S549 86mm	CW20	W6875 84mm Head Gasket W6876 86mm Head Gasket	
		4809M10200		4016XH	S655	CW22		
		852M05600A		2205CD	S270	CW16		
		876ML07000 876MR07000 876ML07050 876MR07050 876ML07100 876MR07100 876ML07150 876MR07150 876ML07200 876MR07200 <i>Requires one left and one right piston</i>		2756CD 2776CD 2795CD 2815CD 2835CD	S524	CW18		
		876ML07000 876MR07000 876ML07050 876MR07050 876ML07100 876MR07100 876ML07150 876MR07150 876ML07200 876MR07200 <i>Requires two left and one right piston</i>		2756CD 2776CD 2795CD 2815CD 2835CD	S524	CW18		
		4705M06550 4706M06750		25787XA 2658XA	S571	CW15	W5893 65.5mm Head Gasket W6059 Base Gasket	
CK130 CK148		4762M06700 4802M06900		2638XA 2717XA	S394	CW14	W6096 Head Gasket	
CK198 CK199		4960M06700 4960M06900		2638XA 2717XA	S394	CW14	W6628 67mm Head Gasket W6629 69mm Head Gasket	

Racer Elite • 2-Stroke
Racer Elite • 4-Stroke
Off-Rd. • 2-Stroke
Off-Rd. • 4-Stroke
ATV • 2-Stroke
ATV • 4-Stroke
Street Bikes
PWC
Crankshafts
Clutch
Valve Train
Accessories

Model <i>Street Bikes</i>	Years	Comp. Ratio	Stock Engine Bore x Stroke	Displ.	Bore Size	Piston Type & Coatings	Cylinder & Machining Requirements
SUZUKI • 4-Stroke							
GSXR600	2008-2011	13:1	67.0 x 42.5	617.0	67.0	ArmorGlide	Deglaze / Hone
SV650X DL650 V-STROM	1999-2010 2007-2011	12.5:1 12.5:1 12:1	81.0 x 62.6	645.0 677.0 694.0	81.0 83.0 84.0		Deglaze / Hone Bore & Hone Bore & Hone
GS750 2 Valve DOHC	1977-1979	10.25:1	65.0 x 56.4	844.0	69.0		Bore & Hone
GS750 4 Valve DOHC	1980-1984	10.25:1	67.0 x 53.0	816.0	70.0		Bore & Hone
GSXR750	1986-1987	13:1	70.0 x 48.7	771.0	71.0		Bore & Hone
GSXR750 <i>Oil / Air cooled models</i>	1990-1991	11:1	70.0 x 48.7		71.0		Bore & Hone
GSXR750	1996-1999	12:1	72.0 x 46.0	748.0	72.0		Deglaze / Hone
GS1000	1978-1981	10.25:1	70.0 x 64.8	1085.0 1100.0	73.0 73.5		Bore & Hone Bore & Hone
TL1000R	1998-2003	12:1	98.0 x 66.0	996.0	98.0		Deglaze / Hone
GSXR1000	2001-2004	9.8:1 13.5:1	73.0 x 59.0	988.0 988.0	73.0 73.0		Deglaze / Hone Deglaze / Hone

- Premium pump fuel required for high compression ratios up to 13.5:1.

- Increased Octane (race fuel) required for comp. ratios over 13.5:1.

Kits include:

Pistons, rings, pins, clips & Gaskets (unless listed as "Optional" in the far right column).

Top End Kit	Top End Kit Pricing	Single Piston	Single Piston Pricing	Ring Set	Piston Pin	Circlip	Gasket / Kit	Sleeve
CK236		40047M06700		2638XA	S394	CW14		
CK113 CK180 CK114		4695M08100 4883M08300 4696M08400		3189XC 3268XC 3307XC	S520	CW20	W5895 81mm Head Gasket W5861 83-84mm Head Gasket W6060 Base Gasket	
K844		4035M06900		2717XC	S259	CW16	W2487 Head Gasket W6063 Base Gasket	
K816		4188M07000		2756XC	S278	CW18	W4937 Head Gasket W6064 Base Gasket	
R771		4376M07100		2795XC	S537	CW18		
R787		4503M07100		2795XA	S537	CW18	W5705 Head Gasket	
K749		4663M07200		2835XA	S554	CW16	W5575 Head Gasket W6061 Base Gasket	
K1085 K1100		4064M07300 4066M07350		2874XC 2894XC	S278 73mm S550 73.5mm	CW18	W2711 73.5mm Head Gasket W6065 Copper Base Gasket	
CK112		4704M09800		3858XS	S550	CW20	W5888 Head Gasket W6066 Copper Base Gasket	
CK235 CK134		40035M07300 4771M07300		2874XA 2874XA	S769	CW16	W6033 73mm Head Gasket	

Racer Elite • 2-Stroke
Racer Elite • 4-Stroke
Off-Rd. • 2-Stroke
Off-Rd. • 4-Stroke
ATV • 2-Stroke
ATV • 4-Stroke
Street Bikes
PWC
Crankshafts
Clutch
Valve Train
Accessories

Model Street Bikes	Years	Comp. Ratio	Stock Engine Bore x Stroke	Displ.	Bore Size	Piston Type & Coatings	Cylinder & Machining Requirements
SUZUKI • 4-Stroke							
GSXR1000	2001-2004	13.5:1	73.0 x 59.0	1043.0 1071.0	75.0 76.0		Bore / Replate Bore / Replate
GSXR1000	2005-2008	13.5:1	73.4 x 59.0	998.0 1043.0 1071.0	73.4 75.0 76.0		Deglaze / Hone Bore / Replate Bore / Replate
GSXR1000	2009	13.8:1	74.5 x 57.3	999.0	74.5		Deglaze / Hone
GSXR1100 GSXR1100F Katana	1986-1988 1988-1992	12:1 13:1 12:1	78.0 x 58.97	1186.0 1201.0 1216.0	80.0 80.5 81.0		Bore & Hone Bore & Hone Bore & Hone
GSXR1100 GSXR1100F Katana	1986-1988 1988-1992	13.5:1	78.0 x 59.0	1255.0 1317.0	83.0 85.0		Bore & Hone Bore & Hone
GSXR1100	1993-1998	12:1	75.5 x 60.0	1117.0	77.0		Bore & Hone
GS1100 GSX1100E	1980-1983 1980-1983	10.25:1	72.0 x 65.93	1134.0 1166.0	74.0 75.0		Bore & Hone Bore & Hone

- Premium pump fuel required for high compression ratios up to 13.5:1.

- Increased Octane (race fuel) required for comp. ratios over 13.5:1.

Kits include:

Pistons, rings, pins, clips & Gaskets (unless listed as "Optional" in the far right column).

Top End Kit	Top End Kit Pricing	Single Piston	Single Piston Pricing	Ring Set	Piston Pin	Circlip	Gasket / Kit	Sleeve
CK150		4772M07500 4819M07600		2953XG 2992XG	S554	CW16	W6011 <i>73mm Head Gasket</i> W6203 <i>76mm Head Gasket</i>	
CK190 CK191 CK192		4910M07340 4910M07500 4910M07600		OEM 2953XG 2992XG	S571	CW15	W6011 <i>73.4-75mm Head Gasket</i> W6203 <i>76mm Head Gasket</i>	
CK218		40005M07450		2933XA	S767	CW15	W6798 <i>Head Gasket</i>	
R1186 R1216		4614M08000 4610M08050 4617M08100		3150XG 3169XC 3189XC	S520	CW20	W5477 <i>80mm Head Gasket</i> W5536 <i>81mm Head Gasket</i> W6068 <i>Copper Base Gasket</i>	3188FA 82-84mm
P1255		4744M08300 4745M08500		3268XG 3347XC	S520	CW20	W5832 <i>83mm Head Gasket</i> W6068 <i>83mm Copper Base Gasket</i> W5481 <i>85mm Copper Head Gasket</i> W6069 <i>85mm Copper Base Gasket</i>	3188FA 82-84mm
R1117		4543M07700		3032XG	S520	CW20	W5479 <i>Head Gasket</i> W6070 <i>Copper Base Gasket</i>	3016FA 79mm
K1133 K1168		4178M07400 4193M07500		2913XC 2953XC	S278	CW18	W3925 <i>75mm Head Gasket</i> W5371 <i>Base Gasket</i>	

Racer Elite • 2-Stroke
Racer Elite • 4-Stroke
Off-Rd. • 2-Stroke
Off-Rd. • 4-Stroke
ATV • 2-Stroke
ATV • 4-Stroke
Street Bikes
PWC
Crankshafts
Clutch
Valve Train
Accessories

Model Street Bikes	Years	Comp. Ratio	Stock Engine Bore x Stroke	Displ.	Bore Size	Piston Type & Coatings	Cylinder & Machining Requirements
SUZUKI • 4-Stroke							
GS1100 GSX1100E	1980-1983	10.25:1	72.0	1166.0	75.0		Bore & Hone
	1980-1983	13:1	x 65.93	1428.0	83.0		Bore & Hone
GS1150	1983-1986	10.25:1	74.0 x 65.95	1197.0 1229.0	76.0 77.0		Bore & Hone Bore & Hone
GSF1200SX Bandit	1996-2005	11:1	79.0 x 58.97	1216.0	81.0		Bore & Hone
GSX1300R Hayabusa	1999-2007	9.5:1 13:1	81.0 x 63.0	1298.0 1298.0	81.0		Deglaze / Hone Deglaze / Hone
GSX1300R Hayabusa	1999-2007	10:1	81.0 x 63.0	1363.0	83.0		Bore / Replate
GSX1300R Hayabusa	1999-2007	12:1	81.0 x 63.0	1363.0 1396.0	83.0 84.0		Bore / Replate Bore / Replate

- Premium pump fuel required for high compression ratios up to 13.5:1.

- Increased Octane (race fuel) required for comp. ratios over 13.5:1.

Kits include:

Pistons, rings, pins, clips & Gaskets (unless listed as "Optional" in the far right column).

Top End Kit	Top End Kit Pricing	Single Piston	Single Piston Pricing	Ring Set	Piston Pin	Circlip	Gasket / Kit	Sleeve
		4176M07500 4252M08300		2953XC 3268XG	S278 75mm S556 83mm	CW18	W2945 75mm Copper Head Gasket W5950 83mm Copper Head Gasket	3028FA 84-85mm
K1199 K1229		4345M07600 4345M07700		2992XG 3032XG	S520	CW20	W3927 76mm Head Gasket 77mm Head Gasket W5375 Base Gasket	
CK101		4683M08100		3189XC	S520	CW20	W5536 Head Gasket W6068 Base Gasket	
CK163 CK104		4856M08100 4690M08100		3189XC 3189XG	S698 S520	CW20	W6028 81mm Head Gasket W6071 Base Gasket W6342 Cylinder Spacer	
CK164		4856M08300		3268XG	S698	CW20	W5784 83mm Head Gasket W6071 Base Gasket W6342 Cylinder Spacer	
CK105 CK121		4692M08300 4746M08400		3268XG 3307XG	S520	CW20	W5784 83mm Head Gasket W5976 84mm Head Gasket W6071 Base Gasket W6342 Cylinder Spacer	

Racer Elite • 2-Stroke
Racer Elite • 4-Stroke
Off-Rd. • 2-Stroke
Off-Rd. • 4-Stroke
ATV • 2-Stroke
ATV • 4-Stroke
Street Bikes
PWC
Crankshafts
Clutch
Valve Train
Accessories

Model <i>Street Bikes</i>	Years	Comp. Ratio	Stock Engine Bore x Stroke	Displ.	Bore Size	Piston Type & Coatings	Cylinder & Machining Requirements
SUZUKI • 4-Stroke							
GSX1300R Hayabusa	1999-2007	13.5:1	81.0 x 63.0	1396.0 1429.0	84.0 85.0		Bore / Replate Bore / Replate
GSX1300R Hayabusa	2008-2017	9.5:1	81.0 x 65.0	1340.0 1407.0	81.0 83.0	ArmorGlide	Deglaze / Hone Bore / Replate
GSX1300R Hayabusa	2008-2017	13.5:1	81.0 x 65.0	1340.0 1407.0 1441.0	81.0 83.0 84.0	ArmorGlide	Deglaze / Hone Bore / Replate Bore / Replate
GSX1300R Hayabusa <i>* Flat Top Conversion</i>	2008-2017		84.0 x 65.0	1441.0	84.0	ArmorGlide	Bore / Replate
TRIUMPH • 4-Stroke							
Bonneville, Bonneville SE, Bonneville T100 Scrambler America Thruxton Speedmaster	2001-2014 2006-2014 2002-2014 2004-2007 2002-2014	10.5:1	86.0 x 68.0	865.0 904.0	90.0 92.0		Bore / Hone Resleeve

- Premium pump fuel required for high compression ratios up to 13.5:1.

- Increased Octane (race fuel) required for comp. ratios over 13.5:1.

Kits include:

Pistons, rings, pins, clips & Gaskets (unless listed as "Optional" in the far right column).

Top End Kit	Top End Kit Pricing	Single Piston	Single Piston Pricing	Ring Set	Piston Pin	Circlip	Gasket / Kit	Sleeve
CK181 CK171		4892M08400 4864M08500		3307XC 3346XR	S520 84mm S549 85mm	CW20	W5976 84mm Head Gasket W6357 85mm Head Gasket W6071 Base Gasket	
CK208 CK209		4968M08100 4968M08300		8100XX 8300XX	S612	CW18	W6028 81mm Head Gasket W5784 83mm Head Gasket W6071 Base Gasket W6342 Cylinder Spacer	
CK203 CK204 CK205		4965M08100 4965M08300 4965M08400		3189XG 8300XX 8400XX	S600	CW18	W6028 81mm Head Gasket W5784 83mm Head Gasket W5976 84mm Head Gasket W6071 Base Gasket	
CK210		4969M08400		8400XX	S665	CW18	W5976 84mm Head Gasket W6071 Base Gasket	
CK149		4971M09000 4817M09200		35433XR 3622XR	S660 S660	CW19 CW19	W6193 Head Gasket	W6194 92mm

Racer Elite • 2-Stroke
Racer Elite • 4-Stroke
Off-Rd. • 2-Stroke
Off-Rd. • 4-Stroke
ATV • 2-Stroke
ATV • 4-Stroke
Street Bikes
PWC
Crankshafts
Clutch
Valve Train
Accessories

Model Street Bikes	Years	Comp. Ratio	Stock Engine Bore x Stroke	Displ.	Bore Size	Piston Type & Coatings	Cylinder & Machining Requirements
YAMAHA • 2-Stroke							
YSR50	1987-1992		40.0 x 39.0		40.0 41.0 42.0 43.0 44.0		Deglaze / Hone Bore & Hone Bore & Hone Bore & Hone Bore & Hone
TZR 125	1987-1992		56.0		56.0	Reed Cutaway	Deglaze / Hone
DTR125	1988-1996		x		56.3		Bore & Hone
DTR125E	1990-1996		50.7		56.5		Bore & Hone
TDR125	1990-1992				56.8		Bore & Hone
TDR240	1988-1992				57.0 57.3 57.5		Bore & Hone Bore & Hone Bore & Hone
RD200	1974-1976		52.0 x 46.0		52.0 52.5 53.0 54.0		Deglaze / Hone Bore & Hone Bore & Hone Bore & Hone
RD350	1973-1975		64.0		64.0		Deglaze / Hone
RD400	1976-1979		x		64.5		Bore & Hone
<i>Reed induction</i>			54.0		65.0 65.5 66.0		Bore & Hone Bore & Hone Bore & Hone
RZ350	1982-1990		64.0 x 54.0		64.0 64.25 64.50 64.75 65.0 65.25 65.5 66.0 66.25 66.5		Deglaze / Hone Bore & Hone Bore & Hone Bore & Hone Bore & Hone Bore & Hone Bore & Hone Bore & Hone Bore & Hone Bore & Hone
YAMAHA • 4-Stroke							
FZR600	1989-1999	Stock	59.0 x 54.7	619.0	60.0		Bore & Hone
YFZ-R6	1999-2000	13.2:1	65.5 x 44.5	637.0	67.5		Bore / Replate
YFZ-R6	2001-2005	13.5:1	65.5 x 44.5	600.0 618.0 637.0	65.5 66.5 67.5		Deglaze / Hone Bore / Replate Bore / Replate
YFZ-R6	2006-2014	13.4:1	67.0 x 42.5	599.0 636.0	67.0 69.0		Deglaze / Hone Bore / Replate

• Premium pump fuel required for high compression ratios up to 13.5:1.

• Increased Octane (race fuel) required for comp. ratios over 13.5:1.

Kits include:

Pistons, rings, pins, clips & Gaskets (unless listed as "Optional" in the far right column).

Top End Kit	Top End Kit Pricing	Single Piston	Single Piston Pricing	Ring Set	Piston Pin	Circlip	Gasket / Kit	Sleeve
		727M04000 727M04100 727M04200 598M04300 598M04400		1574CD 1614CD 1654CD 1693CD 1732CD	S563 40-42mm S634 43-44mm	CW12	W5704 40-42mm <i>Top End Gasket Kit</i> W5228 43-44mm <i>Top End Gasket Kit</i>	
		679M05600 679M05625 679M05650 679M05675 679M05700 679M05725 679M05750		2205CD 2215CD 2224CD 2234CD 2244CD 2254CD 2264CD	S270	CW16		
		771M05200 771M05250 771M05300 771M05400		2047CD 2067CD 2087CD 2126CD	S486	CW14		
K129 K130 K131 K132 K133		393M06400 393M06450 393M06500 393M06550 393M06600		2520CD 2539CD 2559CD 2579CD 2598CD	S486	CW16	W5561 <i>Top End Gasket Kit</i>	
PK134 PK135 PK136 PK137 PK138		513M06400 513M06425 513M06450 513M06475 513M06500 513M06525 513M06550 513M06600 513M06625 513M06650		2520CD 2530CD 2539CD 2549CD 2559CD 2569CD 2579CD 2598CD 2608CD 2520CD	S486	CW16	W5562 <i>Top End Gasket Kit</i>	
R619		4478M06000		2362XA	S554	CW16		
CK117		4701M06750		2658XA	S554	CW16	W5920 <i>Head Gasket</i>	
CK159 CK160 CK197		4854M06550 4854M06650 4854M06750		25787XA 2618XA 2658XA	S554	CW16	W6323 65.5-66.5mm <i>Head Gasket</i>	
CK206 CK207		4967M06700 4967M06900		2638XA 2717XA	S571	CW15	W6638 67mm <i>Head Gasket</i> W6639 69mm <i>Head Gasket</i>	

Racer Elite • 2-Stroke
Racer Elite • 4-Stroke
Off-Rd. • 2-Stroke
Off-Rd. • 4-Stroke
ATV • 2-Stroke
ATV • 4-Stroke
Street Bikes
PWC
Crankshafts
Clutch
Valve Train
Accessories

Model Street Bikes	Years	Comp. Ratio	Stock Engine Bore x Stroke	Displ.	Bore Size	Piston Type & Coatings	Cylinder & Machining Requirements
YAMAHA • 4-Stroke							
XS650 <i>Uses 20mm Piston pin</i>	All		75.0 x 74.0	770.0 775.0	80.0 81.0		Resleeve Resleeve
FZ07 XSR700	2015-2018 2018	12.5:1	80.0 x 68.6	689.0	80.0	ArmorGlide	Deglaze / Hone
European TDM 900	2000-2012	12:1	92.0 x 67.5	1029.0	92.0		Bore / Replate
BOLT / BOLT R-SPEC V-Star 950 V-Star 950 Tourer	2014-2016 2009-2015 2009-2015	10.5:1	85.0 x 83.0	942.0	85.0	ArmorGlide	Deglaze / Hone
FZR1000	1987-1988	12:1	75.0 x 56.0	1029.0	76.5		Bore & Hone
FZR1000 YFZ1000 Thunderace	1989-1996 1997-1998	12:1	75.5 x 55.9	1029.0	77.0		Bore & Hone Bore & Hone
YFZ-R1 FZ1	1999-2003 2001-2005	13:1	74.0 x 58.0	998.0	74.0		Deglaze / Hone
YFZ-R1	2004-2006	13.5:1	77.0 x 53.6	998.0	77.0		Deglaze / Hone
YZF-R1	2007-2008	13.5:1	77.0 x 53.6	998.0	77.0		Deglaze / Hone
YZF-R1	2009-2014	13.5:1	78.0 x 52.2	998.0	78.0	ArmorGlide	Deglaze / Hone
XS1100	1978-1981	10.25:1	71.5 x 68.6	1179.0 1196.0	74.0 74.5		Bore & Hone Bore & Hone
FJ1100 FJ1200 XJR1200	1985 1986-1993 1995-1999	10.25:1	74.0 x 63.8	1219.0 1219.0 1250.0 1314.0	78.0 78.0 79.0 81.0		Bore & Hone FJ1200 Resleeve FJ1100 Resleeve Resleeve

- Premium pump fuel required for high compression ratios up to 13.5:1.

- Increased Octane (race fuel) required for comp. ratios over 13.5:1.

Kits include:

Pistons, rings, pins, clips & Gaskets (unless listed as "Optional" in the far right column).

Top End Kit	Top End Kit Pricing	Single Piston	Single Piston Pricing	Ring Set	Piston Pin	Circlip	Gasket / Kit	Sleeve
CK200 CK201		8635P80 8635P81		3150XC 3189XC	S553	CW20	W6576 <i>Head Gasket</i>	
CK240		40134M08000		3150XG	S773	CW18		
		10417M09200		3622XR	S656	CW28		
CK237		40115M08500		8500XX	S624	CW28		
R1029		4453M07650		3012XG	S560	CW18	W5482 <i>Head Gasket</i>	
R1041 R1070		4487M07700 4487M07800		3032XG 3071XG	S531	CW19	W5482 <i>77mm Head Gasket</i> W5483 <i>78mm Head Gasket</i> W6056 <i>Base Gasket</i>	
CK122		4707M07400		2913XA	S532	CW17	W5934 <i>Head Gasket</i>	
CK165		4857M07700		3032XG	S688	CW17		
CK215		4986M07700		3032XG	S688	CW17	W6672 <i>Head Gasket</i>	
CK231		40033M07800		3071XG	S688	CW17		
K1179 K1196		4069M07400 4069M07450		2913XC 2933XC	S523	CW17	W2723 <i>75mm Head Gasket</i>	
K12191		4552M07800 4552M07800		3071XG 3071XG	S278	CW18	W5585 <i>78mm Head Gasket</i> W5586 <i>79mm Head Gasket</i> W5587 <i>81mm Head Gasket</i> W5391 <i>Base Gasket</i>	3032FA 79-81mm
K1250 K1314		4552M07900 4552M08100	\$160.00 \$160.00	3110XG 3189XG				
K12191		* Sold without sleeves						

Racer Elite • 2-Stroke
Racer Elite • 4-Stroke
Off-Rd. • 2-Stroke
Off-Rd. • 4-Stroke
ATV • 2-Stroke
ATV • 4-Stroke
Street Bikes
PWC
Crankshafts
Clutch
Valve Train
Accessories

Model Street Bikes	Years	Comp. Ratio	Stock Engine Bore x Stroke	Displ.	Bore Size	Piston Type & Coatings	Cylinder & Machining Requirements
YAMAHA • 4-Stroke							
FJ1100	1985	12:1	74.0	1188.0	77.0		Bore & Hone FJ1100
FJ1200	1986-1993		x				Deglaze/Hone FJ1200
XJR1200	1995-1999		63.8				
European XJR 1300	All Years	10.25:1	79.0 x 63.8	1314.0	81.0		Resleeve
Road Star 1600	1999-2003	10.5:1	95.0 x 113.0	1602.0	95.0	ArmorGlide	Deglaze / Hone



- Premium pump fuel required for high compression ratios up to 13.5:1.

- Increased Octane (race fuel) required for comp. ratios over 13.5:1.

Kits include:

Pistons, rings, pins, clips & Gaskets (unless listed as "Optional" in the far right column).

Top End Kit	Top End Kit Pricing	Single Piston	Single Piston Pricing	Ring Set	Piston Pin	Circlip	Gasket / Kit	Sleeve
		4344M07700		3032XC	S278	CW18	W5391	
K1314		4552M08100		3189XG	S278	CW18	Base Gasket W5587	3032FA
							Head Gasket W5391	79-81mm
CK177		4878M09500 Front 4879M09500 Rear		9500XY	S655	W5590	Base Gasket W6367	Top End Gasket Kit



MATT SMITH

Racer Elite • 2-Stroke
 Racer Elite • 4-Stroke
 Off-Rd. • 2-Stroke
 Off-Rd. • 4-Stroke
 ATV • 2-Stroke
 ATV • 4-Stroke
 Street Bikes
 PWC
 Crankshafts
 Clutch
 Valve Train
 Accessories

Model <i>Personal Water Craft</i>	Years	Comp. Ratio	Stock Engine Bore x Stroke	Displ.	Bore Size	Piston Type & Coatings	Cylinder & Machining Requirements	Top End Kit	Top End Kit Pricing
ARCTIC CAT									
650cc Twin Cylinder			76.0	639.0	76.0		Deglaze / Hone	WK1084	
Barracuda 640	1994-1995		x	652.0	76.5		Bore & Hone	WK1085	
Daytona 640	1993-1995		71.0	661.0	77.0		Bore & Hone	WK1086	
Monte Carlo 640	1994-1997								
Montego 640	1994-1997								
Montego Deluxe 640	1994-1997								
Tigershark 640	1993								
TS / TSL 640	1998-1999								
900cc Triple Cylinder			76.5	896.0	76.5		Resleeve	WK1093	
Monte Carlo 900	1996		x	998.0	80.5		Resleeve		
Tigershark 900	1995		65.0						
1000cc Triple Cylinder			81.0	1000.0	81.0		Deglaze / Hone	WK1216	
Daytona 1000 1997	1997		x	1100.0	85.0		Resleeve	WK1217	
Monte Carlo 1000 1997	1997		64.6						
KAWASAKI 2-Stroke									
300cc Single Cylinder			76.0	295.0	76.0		Deglaze / Hone	WK1026	
300 SX	1987-1991		x	299.0	76.5		Bore & Hone	WK1027	
JS300	1986-1988		64.9	303.0	77.0		Bore & Hone	WK1028	
				307.0	77.5		Bore & Hone	WK1029	
				311.0	78.0		Bore & Hone	WK1030	
440cc Twin Cylinder			68.0	439.0	68.5		Bore & Hone	WK1002	
JS440	1976-1992		x	442.0	69.0		Bore & Hone	WK1003	
			60.0	449.0	69.5		Bore & Hone	WK1004	
475cc Big Bore Kit			71.0	475.0	71.0	ElectraCoated ArmorGlide	Resleeve		
Twin Cylinder	1976-1992		x	481.0	71.5		Resleeve	WK1007	
JS440			60.0	488.0	72.0		Resleeve	WK1008	
				496.0	72.5		Resleeve		
				502.0	73.0		Resleeve	WK1010	
550cc Twin Cylinder			75.0	531.0	75.0		Deglaze / Hone	WK1011	
550 SX	1989-91		x	537.0	75.5		Bore & Hone	WK1012	
JS550	1982-88		60.0	544.0	76.0		Bore & Hone	WK1013	
<i>Crankcase machining required for 76.5mm and larger</i>				551.0	76.5		Bore & Hone	WK1014	
				559.0	77.0		Bore & Hone	WK1015	
							Crankcase Machining		
550cc Twin Cylinder			75.0	531.0	75.0		Deglaze / Hone	WK1045	
550 SX	1992-1995		x	537.0	75.5		Bore & Hone	WK1046	
<i>Crankcase machining required for 76.5mm and larger</i>			60.0	544.0	76.0		Bore & Hone	WK1047	
				551.0	76.5		Bore & Hone		
							Crankcase Machining		
650cc Twin Cylinder			76.0	635.0	76.0		Deglaze / Hone	WK1016	
650 SX	1987-1993		x	643.0	76.5		Bore & Hone	WK1017	
SC 650	1991-1995		70.0	657.0	77.0		Bore & Hone	WK1018	
TS 650	1989-1996			660.0	77.5		Bore & Hone	WK1019	
X-2 (650)	1986-1995			668.0	78.0		Bore & Hone	WK1020	
<i>Crankcase machining required for 77.5mm and larger</i>							Crankcase Machining		

WK kits include: Pistons, rings, pins, clips, top end gasket kit, & cylinder when applicable.
Individual pistons include: Rings, pins & clips.

	Single Piston	Single Piston Pricing	Ring Set	Piston Pin	Circlip	Top End Gasket Kit	Top End Bearing	Bottom End Gasket Kit	Main Seal Kit	Main Bearing Kit	Sleeve
	632M07600 632M07650 632M07700		2992TD 3012TD 3032TD	S461	CW20	W5387	B1024				
	2349M07650 2349M08050		3012TDW 3169TD	S512	CW20	W5591	B1024				
	2394M08100 718M08500		3189KD 3347KD	S539	CW22	W5591					
	549M07600 549M07650 549M07700 549M07750 549M07800		2292TD 3012TD 3032TD 3051TD 3071TD	S513	CW18	W5291	B1022				
	2084M06850 2084M06900 2084M06950		2697CD 2717CD 2736CD	S259	CW16	W5293	B1021				
	423M07100 423M07150 423M07200 423M07250 423M07300		2795CD 2815CD 2835CD 2854CD 2874CD	S259	CW16	W5294	B1021				
	516M07500 516M07550 516M07600 516M07650 516M07700		2953TC 2973TC 2992TC 3012TC 3032TC	S259	CW16	W5295	B1021				
	608M07500 608M07550 608M07600 608M07650		2953TD 2973TD 2992TD 3012TD	S259	CW16	W5296	B1021				
	549M07600 549M07650 549M07700 549M07750 549M07800		2292TD 3012TD 3032TD 3051TD 3071TD	S513	CW18	W5297	B1022		B6063	B5003 Left Only 1987-04 SX	

Racer Elite • 2-Stroke
Racer Elite • 4-Stroke
Off-Rd. • 2-Stroke
Off-Rd. • 4-Stroke
ATV • 2-Stroke
ATV • 4-Stroke
Street Bikes
PWC
Crankshafts
Clutch
Valve Train
Accessories

Model Personal Water Craft	Years	Comp. Ratio	Stock Engine Bore x Stroke	Displ.	Bore Size	Piston Type & Coatings	Cylinder & Machining Requirements	Top End Kit	Top End Kit Pricing
KAWASAKI 2-Stroke									
750cc Twin Cyl. 20mm Pin 750 SS / SX	1992-1995		80.0 x	743.0 752.0	80.0		Deglaze / Hone Bore & Hone	WK1059 WK1060	
750 ZXi	1995		74.0	760.0			Bore & Hone	WK1061	
ST 750	1993-1995			771.0			Bore & Hone	WK1062	
STS 750	1995			779.0			Bore & Hone	WK1063	
Super Sport Xi 750	1993-1995			795.0			Resleeve	WK1090	
XiR 750	1994			840.0			Resleeve	WK1091	
<i>Crankcase machining required for 83mm and larger</i>				850.0			Resleeve	WK1092	
750cc Twin Cyl. 22mm Pin 750 SS	1996-1997		80.0 x	743.0 752.0	80.0 80.5		Deglaze / Hone Bore & Hone	WK1241 WK1242	
750 STX	1998		74.0	760.0	81.0		Bore & Hone	WK1243	
750 ZXi	1996-1997			771.0	81.5		Bore & Hone	WK1244	
STS 750	1996-1997			779.0	82.0		Bore & Hone	WK1245	
Super Sport Xi 750	1996-1997			795.0	83.0		Resleeve	WK1261	
Xi Sport 750	1998-1999			820.0	84.0		Resleeve	WK1262	
<i>Crankcase machining required for 83mm and larger</i>				830.0	84.5		Resleeve Crankcase Machining	WK1263	
750cc Twin Cylinder 750 SXi	1995-1996		80.0 x	791.0 800.0	82.5 82.96	ElectraCoated Boost Hole	Bore & Hone Bore & Hone		
750 SXi Pro	1998-2002		74.0			Reed Cutaway			
800cc 800 SX-R	2003-2011		82.0 x	782.0 791.0	82.0 82.5		Deglaze / Hone Bore & Hone Bore & Hone		
			74.0	800.0	82.96				
800cc 800 SX-R	2003-2011		82.0 x	791.0 800.0	82.5 82.96	ElectraCoated Boost Hole	Bore & Hone Bore & Hone		
			74.0			Reed Cutaway			
900cc Triple Cylinder 900 STS	2001-2002		73.0 x	891.0 903.0	73.0 73.5		Deglaze / Hone Bore & Hone	WK1100 WK1101	
900 STX	1997-2006		71.0	915.0	74.0		Bore & Hone	WK1102	
900 ZXi	1995-1997			928.0	74.5		Bore & Hone	WK1103	
1100cc Triple Cyl. / Big Pin 1100 STX	1997-1999		80.0 x	1071.0 1083.0	80.0 80.5		Deglaze / Hone Bore & Hone	WK1246 WK1247	
1100 ZXi	1996-2003		71.0	1097.0	81.0		Bore & Hone	WK1248	
<i>Crankcase machining required for 83mm and larger</i>				1106.0	81.5		Bore & Hone	WK1249	
				1125.0	82.0		Bore & Hone	WK1250	
				1151.0	83.0		Resleeve	WK1264	
				1179.0	84.0		Resleeve	WK1265	
				1193.0	84.5		Resleeve Crankcase Machining		
1200cc Triple Cylinder Ultra 150 (1200)	1999-2005		80.0 x	1176.0 1191.0	80.0 80.5		Deglaze / Hone Bore / Replate	WK1267 WK1268	
			78.0						
KAWASAKI 4-Stroke									
1500 Four Cylinder Ultra 260 LX	2009-2010	8.4:1	83.0 x	1498.0	83.0	ArmorGlide	Deglaze / Hone		
Ultra 260 X	2009-2010		69.2						
1500 Four Cylinder Ultra LX	2007-2018	10.6:1	83.0 x	1498.0	83.0	ArmorGlide	Deglaze / Hone		
STX 15-F	2004-2018		69.2						
STX	2009-2010								
SXR	2017-2018								

WK kits include: Pistons, rings, pins, clips, top end gasket kit, & cylinder when applicable.
Individual pistons include: Rings, pins & clips.

	Single Piston	Single Piston Pricing	Ring Set	Piston Pin	Circlip	Top End Gasket Kit	Top End Bearing	Bottom End Gasket Kit	Main Seal Kit	Main Bearing Kit	Sleeve
	813M08000 813M08050 813M08100 813M08150 813M08200 813M08300 813M08500 813M08550		3150KD 3169KD 3189KD 3207KD 3228KD 3268KD 3347KD 3367KD	S650	CW20	W6211 80-83mm W5503 85-85.5mm	B1023		B6063		
	809M08000 809M08050 809M08100 809M08150 809M08200 809M08300 809M08400 809M08450		3150KD 3169KD 3189KD 3207KD 3228KD 3268KD 3307KD 3327KD	S662	CW22	W6211 80-83mm W5779 84-84.5mm	B1030		B6063		
	810M08250 810M08296		8250KB 8300KB	S640	CW22	W6211 1996-2002	B1030		B6063		
	837M08200 837M08250 837M08296		3228KD 3248KD 3268KD	S662	CW22	W6197 2003-2008	B1030		B6063	B5003 <i>Left Only</i>	
	810M08250 810M08296		8250KB 8300KB	S662	CW22	W6197 \$62.73 2003-2008	B1030		B6063	B5003 <i>Left Only</i>	
	659M07300 659M07350 659M07400 659M07450		2874CD 2894CD 2913CD 2933CD	S512	CW20	W5459	B1023				
	809M08000 809M08050 809M08100 809M08150 809M08200 809M08300 809M08400 809M08450		3150KD 3169KD 3189KD 3207KD 3228KD 3268KD 3307KD 3327KD	S662	CW22	W5522 80-81.5mm W5780 82-84.5mm	B1030				
	749M08000 749M08050		3150TD 3169TD	S598	CW24	W5781	B1075				
	40048M08300		8300XX	S624	CW28						
	40052M08300		3268XG	S656	CW21						

Racer Elite • 2-Stroke
Racer Elite • 4-Stroke
Off-Rd. • 2-Stroke
Off-Rd. • 4-Stroke
ATV • 2-Stroke
ATV • 4-Stroke
Street Bikes
PWC
Crankshafts
Clutch
Valve Train
Accessories

Model <i>Personal Water Craft</i>	Years	Comp. Ratio	Stock Engine Bore x Stroke	Displ.	Bore Size	Piston Type & Coatings	Cylinder & Machining Requirements	Top End Kit	Top End Kit Pricing
KAWASAKI 4-Stroke									
1500 Four Cylinder Ultra 310 LX Ultra 310 R Ultra 310 X	2014-2017 2014-2017 2014-2017	8.2:1	83.0 x 69.2	1498.0	83.0	ArmorGlide	Deglaze / Hone		
POLARIS									
650cc Triple Cylinder SL 650 SL 650 STD	1992-1995 1995		65.0 x 65.0	647.0 665.0	65.0 66.0		Deglaze / Hone Bore & Hone	WK1064 WK1066	
700cc Twin Cylinder Freedom 700 Hurricane 700 / SL 700 SL 700 Deluxe SLH 700 SLT 700 SLTH 700 Virage 700	2002-2004 1996-1997 1997 1998-2001 1996-1997 1998-1999 2002-2004		81.0 x 68.0	700.0 710.0 718.0 726.0 734.0	81.0 81.5 82.0 82.5 83.0		Deglaze / Hone Bore & Hone Bore & Hone Bore & Hone Bore & Hone	WK1137 WK1138 WK1139 WK1140 WK1141	
750cc Triple Cylinder SL 750 SLT 750	1993-1995 1994-1995		69.8 x 65.0	744.0 755.0 766.0	69.8 70.3 70.8		Deglaze / Hone Bore & Hone Bore & Hone	WK1075 WK1076 WK1077	
				777.0 783.0 795.0	71.3 71.5 72.0		Bore & Hone Bore & Hone Bore & Hone	WK1078 WK1128 WK1087	
777cc Twin Cylinder Octane 777 Virage i 777	2002-2004 2002-2004		84.0 x 70.0	799.1	85.25		Bore & Hone		
777cc Twin Cylinder Octane 777 <i>Cylinder head modifications required for low dome profile</i>	2002-2004		84.0 x 70.0	794.4	85.0	ElectraCoated Low Dome Race Series	Bore & Hone Cylinder Head Machining		
780cc Triple Cylinder SL 780 SLT 780 SLX 780	1996-1997 1996-1997 1995-1996		71.3 x 65.0	783.0 794.0	71.5 72.0		Deglaze / Hone Bore & Hone	WK1167 WK1218	
785cc Triple Cylinder PRO 785 SLX PRO 785	1999-2000 1997-1998		69.7 x 68.0	779.0	69.7		Deglaze / Hone	WK1223	
900cc Triple Cylinder SL 900	1996-1997		74.5 x 68.0	889.0 901.0 913.0	74.5 75.0 75.5 76.5		Deglaze / Hone Bore & Hone Bore & Hone Bore & Hone	WK1142 WK1143 WK1144	
1050cc Triple Cylinder SL 1050 SLTX 1050 SLX 1050 SLXH 1050	1997 1996-1999 1999 1998		81.0 x 68.0	1051.0 1077.0	81.0 82.0		Deglaze / Hone Bore & Hone	WK1307 WK1309	

WK kits include: Pistons, rings, pins, clips, top end gasket kit, & cylinder when applicable.
Individual pistons include: Rings, pins & clips.

Single Piston	Single Piston Pricing	Ring Set	Piston Pin	Circlip	Top End Gasket Kit	Top End Bearing	Bottom End Gasket Kit	Main Seal Kit	Main Bearing Kit	Sleeve
40203M08300		8300XX	S624	CW28						
624M06500 624M06600		2559CD 2598CD	S280	CW18	W5325	B1014				
700M08100 700M08150 700M08200 700M08250 700M08300		3189TD 3209TD 3228TD 3248TD 3268TD	S512	CW20	W5523 1996-2000	B1039				
633M06975 633M07025 633M07075 633M07125 633M07150 633M07200		2746CD 2766CD 2786CD 2805CD 2815CD 2835CD	S343	CW18	W5385 69.75-70.75mm W5436 71.25-72mm	B1014				
811M08525		8525KB	S662	CW22						
812M08500		8500KB	S662	CW22						
633M07150 633M07200		2815CD 2835CD	S343	CW18	W5555	B1014				
722M06970		2746CD	S343	CW18	W5669	B1014				
687M07450 687M07500 687M07550 687M07650		2933TD 2953TD 2973TD 3012TD	S512	CW20	W5524	B1039				
781M08100 781M08200		3189KD 3228KD	S512	CW20	W5525	B1039				

Racer Elite • 2-Stroke
Racer Elite • 4-Stroke
Off-Rd. • 2-Stroke
Off-Rd. • 4-Stroke
ATV • 2-Stroke
ATV • 4-Stroke
Street Bikes
PWC
Crankshafts
Clutch
Valve Train
Accessories

Model <i>Personal Water Craft</i>	Years	Comp. Ratio	Stock Engine Bore x Stroke	Displ.	Bore Size	Piston Type & Coatings	Cylinder & Machining Requirements	Top End Kit	Top End Kit Pricing
POLARIS									
1200cc Triple Cylinder			84.0	1198.7	84.25		Bore & Hone		
Genesis 1200	1999-2002		x				Bore & Hone		
Genesis FFI 1200	1999-2000		70.0				Bore & Hone		
Genesis Ficht 1200	1999								
Genesis i 1200	2001-2004								
PRO 1200	2000-2001								
SLTX-B (X-45) 1200	1999								
SLX 1200	2000-2001								
Virage TX 1200	2000-2002								
Virage TXI 1200	2001-2002								
1200cc Triple Cylinder			84.0	1191.6	85.0	ElectraCoated	Bore & Hone		
Octane 777	2002-2004		x			Low Dome			
PRO 1200	2000-2001		70.0			Race Series			
MSX 140 H.O. (1200)	2003-2004								
<i>Cylinder head modifications required for low dome profile</i>									
SEA-DOO 2-Stroke									
580cc Twin Cylinder			76.0	580.0	76.0	ElectraCoated	Deglaze / Hone	WK1251	
Explorer 580 / SPX 580	1993		x	588.0	76.5		Bore & Hone	WK1252	
GT 580	1990-1991		64.0	595.0	77.0		Bore & Hone	WK1253	
GTS 580	1992-1996			602.0	77.5		Bore & Hone	WK1254	
GTX 580	1992-1993								
Sea-Doo 580	1988-1989								
SI 580 / ST 580	1990								
SP 580 / SPI 580	1991-1996								
XP 580	1991-1992								
650cc Twin Cylinder			78.0	650.0	78.0		Deglaze / Hone	WK1116	
Explorer 650	1994-1996		x	658.0	78.5		Bore & Hone	WK1117	
GTX 650	1994-1995		68.0	666.0	79.0		Bore & Hone	WK1118	
Speedster 650	1994-1995			674.0	80.0		Bore & Hone	WK1119	
Sportster 650	1995								
SPX 650	1994-1995								
XP 650	1993-1994								
785cc Twin Cylinder			82.0	780.0	82.0	ElectraCoated	Deglaze / Hone		
3D Base 782	2005		x	791.0	82.5		Bore & Hone		
3D Premium 782	2005		74.0	800.0	83.0		Bore & Hone		
Challenger 1800 (782)	1997-1999								
Challenger 782	1996-1997								
GSX 782	1996-1997								
GSX 782 RFI	1999-2000								
GTI 782 LE	2005								
GTI 782 LE RFI	2003-2005								
GTI 782 RFI	2004-2005								
GTX 782	1996-1999								
GTX 782 RFI	1998-2002								
Speedster 782	1998-1999								
SPX 782	1997-1999								
XP 782	1996-1997								
XP-800 LTD (782)	1995								
XP-800 LTD (782)	1997								

WK kits include: Pistons, rings, pins, clips, top end gasket kit, & cylinder when applicable.
Individual pistons include: Rings, pins & clips.

	Single Piston	Single Piston Pricing	Ring Set	Piston Pin	Circlip	Top End Gasket Kit	Top End Bearing	Bottom End Gasket Kit	Main Seal Kit	Main Bearing Kit	Sleeve
	811M08525		8525KB	S662	CW22						
	812M08500		8500KB	S662	CW22						
	734M07600 734M07650 734M07700 734M07750		2292TD 3012TD 3032TD 3051TD	S477	CW18	W5450	B1003				
	663M07800 663M07850 663M07900 663M08000		3071LK 3091LK 3110LK 3150LK	S512	CW20	W5384	B1039 1995-1996		B6072		
	778M08200 778M08250 778M08296		8200KB 8250KB 8300KB	S461	CW20	W5556	B1072		B6073		

Racer Elite • 2-Stroke
Racer Elite • 4-Stroke
Off-Rd. • 2-Stroke
Off-Rd. • 4-Stroke
ATV • 2-Stroke
ATV • 4-Stroke
Street Bikes
PWC
Crankshafts
Clutch
Valve Train
Accessories

Model <i>Personal Water Craft</i>	Years	Comp. Ratio	Stock Engine Bore x Stroke	Displ.	Bore Size	Piston Type & Coatings	Cylinder & Machining Requirements	Top End Kit	Top End Kit Pricing
SEA-DOO 2-Stroke									
950cc Twin Cylinder			88.0	951.0	88.0		Deglaze / Hone	WK1211	
3D 950 DI	2006-2007		x	960.0	88.5		Bore & Hone	WK1212	
GSX 950 LTD	1997-1999		78.2	971.0	89.0		Bore & Hone	WK1213	
GTX 950	2000-2002			982.0	89.4		Bore & Hone	WK1214	
GTX 950 DI	2000-2003			993.0	90.0		Bore & Hone	WK1215	
GTX 950 LTD	1998-2002			1017.0	91.0		Resleeve	WK1282	
LRV 950	2000-2003						Crankcase		
LVR 950 DI	2000-2003						Machining	Note:	
RX 950	2000-2002							WK kits do	
RX 950 DI	2000-2003							not fit	
RXX 950	2001-2002							DI Models	
Sportster 950 LE	2000-2003								
Sportster 950 LE DI	2004-2005								
VSP 950 LTD	1999-2003								
XP 950	2000-2002								
XP 950 DI	2003-2004								
XP 950 LTD	1998-2003								
* Crankcase machining required for 91mm and larger									
SEA-DOO 4-Stroke									
RXP/RXP-X/RXT/RXT-X all	2005-2015	8.4:1	100.0	1500.0	100.0	ArmorGlide	Deglaze / Hone		
RXP 215			x		100.5		Bore & Hone		
RXP-X 255			63.4		101.0		Bore & Hone		
RXT 255/260									
RXT-X 255/260									
WET JET									
700cc Twin Cylinder			81.0	701.0	81.0		Deglaze / Hone	WK1323	
Duo 700	1995-1996		x	710.0	81.5		Bore & Hone		
Kraze 700	1996-1997		68.0	718.0	82.0		Bore & Hone	WK1325	
ZX 700	1996-1997			726.0	82.5		Bore & Hone		
				735.0	83.0		Bore & Hone	WK1327	
				753.0	84.0		Bore & Hone	WK1328	
YAMAHA 2-Stroke									
500cc Twin Cylinder			72.0	496.0	72.0		Deglaze / Hone		
Wave Jammer 500	1987-1990		x	504.0	72.5		Bore & Hone		
Wave Runner 500	1987-1992		61.0						
650cc Twin Cylinder			77.0	633.0	77.0		Deglaze / Hone	WK1040	
Super Jet 650	1990-1993		x	641.0	77.5		Bore & Hone	WK1041	
Wave Runner III 650	1990-1996		68.0	649.0	78.0		Bore & Hone	WK1042	
Wave Runner LX 650	1990-1992			658.0	78.5		Bore & Hone	WK1043	
701cc Twin Cylinder			81.0	701.0	81.0		Deglaze / Hone	WK1317	
FX-1 700	1994-1995		x	710.0	81.5		Bore & Hone	WK1318	
Super Jet 700	1994-2010		68.0	718.0	82.0		Bore & Hone	WK1319	
Wave Blaster 700	1993-1996			726.0	82.5		Bore & Hone	WK1320	
Wave Raider 700	1994-1998			735.0	83.0		Bore & Hone	WK1321	
Wave Raider 700 Deluxe	1995-1996			753.0	84.0		Bore & Hone	WK1322	
Wave Runner III GP 700	1994-1997								
Wave Runner PRO VXR 700	1993-1994								
Wave Runner XL 700	1999-2004								
Wave Venture 700	1995-1998								
Wave Venture XL 700	2002								

WK kits include: Pistons, rings, pins, clips, top end gasket kit, & cylinder when applicable.
Individual pistons include: Rings, pins & clips.

Single Piston	Single Piston Pricing	Ring Set	Piston Pin	Circlip	Top End Gasket Kit	Top End Bearing	Bottom End Gasket Kit	Main Seal Kit	Main Bearing Kit	Sleeve
716M08800 716M08850 716M08900 716M08940 716M09000 716M09100		3464KD 3484KD 3503KD 3520KD 3544KD 3584KD	S568	CW21	W5574 Carb Models 88-90mm W5782 Carb Models 91mm W6250 DI Models	B1081		B6074	B5043 <i>Left Only</i>	
40038M10000 40038M10050 40038M10100		3937XS 10050XS 10100XS	S626	W5860						
790M08100 790M08150 790M08200 790M08250 790M08300 790M08400		3189KD 3207KD 3228KD 3248KD 3268KD 3307KD	S631	CW20	W5494 81-83mm W5495 84mm	B1031				
586M07200 586M07250		2835CD 2854CD	S478	CW20	W5235					
602M07700 602M07750 602M07800 602M07850		3032TD 3051TD 3071TD 3091TD	S423	CW20	W5300	B1023	WB1004	B6064	B5035	
790M08100 790M08150 790M08200 790M08250 790M08300 790M08400		3189KD 3207KD 3228KD 3248KD 3268KD 3307KD	S631	CW20	W5494 81-83mm W5495 84mm	B1031	WB1000	B6064		

Racer Elite • 2-Stroke
Racer Elite • 4-Stroke
Off-Rd. • 2-Stroke
Off-Rd. • 4-Stroke
ATV • 2-Stroke
ATV • 4-Stroke
Street Bikes
PWC
Crankshafts
Clutch
Valve Train
Accessories

Model <i>Personal Water Craft</i>	Years	Comp. Ratio	Stock Engine Bore x Stroke	Displ.	Bore Size	Piston Type & Coatings	Cylinder & Machining Requirements	Top End Kit	Top End Kit Pricing
YAMAHA 2-Stroke									
760cc Twin Cylinder			84.0	754.0	84.0		Deglaze / Hone	WK1290	
Wave Blaster 760	1996-1997		x	763.0	84.5		Bore & Hone	WK1291	
Wave Raider 760	1996-1997		68.0	771.0	85.0		Bore & Hone	WK1292	
Wave Runner II 760	1996-1997			780.0	85.5		Resleeve	WK1293	
Wave Venture 760	1997			789.0	86.0		Resleeve	WK1294	
784cc Twin Cylinder			80.0	784.0	80.0		Deglaze / Hone	WK1306	
Wave Runner GP 800	1998-2005		x	794.0	81.0		Bore / Replate	WK1335	
Wave Runner XL 800	2000-2001		78.0	804.0					
Wave Runner XLT 800	2002-2004								
1100cc Triple Cylinder			81.0	1051.0	81.0		Deglaze / Hone	WK1329	
Wave Raider 1100	1995-1996		x	1064.0	81.5		Bore & Hone	WK1330	
Wave Venture 1100	1996-1997		68.0	1077.0	82.0		Bore & Hone	WK1331	
				1090.0	82.5		Bore & Hone	WK1332	
1200cc Triple Cylinder			84.0	1131.0	84.0		Deglaze / Hone	WK1312	
Wave Runner GP 1200	1997-1999		x	1142.0	84.5		Bore & Hone	WK1313	
Wave Runner SUV 1200	1999-2004		68.0	1156.0	85.0		Bore & Hone	WK1314	
Wave Runner XL 1200	1998			1169.0	85.5		Bore & Hone	WK1315	
LS2000 Sport Boat	1999-2002			1184.0	86.0		Bore & Hone	WK1316	
LX2000 Sport Boat, XLT 1200	2002								
LS210 Sport Boat	2003-2004								
LX210 Sport Boat	2003-2005								
1200cc Triple Cylinder			80.0	1176.0	80.0		Deglaze / Hone		
Wave Runner GP 1200	2000-2002		x	1191.0	81.0		Bore / Replate		
Wave Runner XL 1200 LTD	1999-2000		78.0	1206.0					
1300cc Triple Cylinder	2003-2007		84.0	1176.0	84.0		Deglaze / Hone		
			x	1191.0					
			78.0	1206.0					
YAMAHA 4-Stroke									
998cc Four Cylinder	2002-2006	11.4:1	74.0		74.0		Deglaze / Hone		
FX140 / FX140 Cruiser			x						
			58.0						
1050cc Four Cylinder	2005-2012	11.4:1	76.0	1052.6	76.0	ArmorGlide	Deglaze / Hone		
VX1050 Cruiser			x						
VX1050 Sport			58.0						
VX1050 Deluxe									
1800cc Four Cylinder - All Models	2008-2017	Stock	86.0	1812.7	86.0	ArmorGlide	Deglaze / Hone		
FX Cruiser	2008-2017		x						
FX SHO	2009-2012		78.0						
FZR	2009-2012								
FZS	2009-2012								
AR192	2013-2016								
AR195	2017								
GP1800	2017								
SX192	2013-2016								
SX195	2017								
Wave Runner	2013-2016								

WK kits include: Pistons, rings, pins, clips, top end gasket kit, & cylinder when applicable.
Individual pistons include: Rings, pins & clips.

Single Piston	Single Piston Pricing	Ring Set	Piston Pin	Circlip	Top End Gasket Kit	Top End Bearing	Bottom End Gasket Kit	Main Seal Kit	Main Bearing Kit	Sleeve
757M08400 757M08450 757M08500 757M08550 757M08600		3307KD 3327KD 3347KD 3367KD 3386KD	S631	CW20	W5526 84-85mm W5527 86mm	B1031		B6064	B5035	
758M08000 758M08100		3150KD 3189KD	S640	CW22	W5670	B1074				YA5356SL or 3291FA
791M08100 791M08150 791M08200 791M08250		3189KD 3207KD 3228KD 3248KD	S631	CW20	W5462	B1031		B6064	B5035	
757M08400 757M08450 757M08500 757M08550 757M08600		3307KD 3327KD 3347KD 3368KD 3386KD	S631	CW20	W5570	B1031		B6065 GP / XL Models B6064 SUV Model		3286FA
758M08000 758M08100		3150KD 3189KD	S640	CW22	W6314	B1074		B6065		3286FA
867M08400		3307KD	S539	CW22		B1074				
4707M07400		2913XA	S532	W6431						
40051M07600		2992XG	S532	CW17						
40049M08600		8600XX	S734	W5590						

Racer Elite • 2-Stroke
Racer Elite • 4-Stroke
Off-Rd. • 2-Stroke
Off-Rd. • 4-Stroke
ATV • 2-Stroke
ATV • 4-Stroke
Street Bikes
PWC
Crankshafts
Clutch
Valve Train
Accessories

COMPLETE BOTTOM END REBUILD KITS & COMPONENTS

**A Single Part Number for a
Complete Rebuild!**



**Every Crank Has
Been Expertly
Engineered &
Rigorously Tested.**









"We at FTI Racing have been using Wiseco Products exclusively for all of our customer's, personal and project bikes going on our tenth year now. Not only are they top quality in craftsmanship, performance and price, we have yet to have a failure since switching to Wiseco. The bottom end kits are by far the best value the market has to offer. We look forward to working with Wiseco for another ten years."

– Cal Northrop, FTI Racing



- ***Contains everything*** you need to rebuild your bottom end!
- ***Crankshaft assemblies*** are engineered in the USA and rigorously tested to ensure it meets or exceeds our quality standards
- ***Bottom End gasket kit*** contains all gasket and seals needed to do the job
- ***Includes precision ground bearings*** that are manufactured to the highest quality standards for maximum life and smooth operation



Part Number	Pricing	Make	Market	Model	Years	Main Seal/s	Main Bearing Kit	Bottom End Gasket	Notes
WPC116A		Honda	Off-Road	CR125R	1990-2002	B6004	BK5010	WB1043	
WPC116B		Honda	Off-Road	CR125R	2003-2004	B6004	BK5010	WB1075	
WPC177		Honda	Off-Road	CR125R	2005-2007	B6004	BK5010	WB1010	
WPC101		Honda	Off-Road	CR250R	1992-2001	B6010	BK5011	WB1093	
WPC132		Honda	Off-Road	CR250R	2002-2004	B6010	BK5011	WB1040	
WPC172		Honda	Off-Road	CR250R	2005-2007	B6010	BK5011	WB1011	
WPC115		Honda	Off-Road	CR80R	1986-2002	B6001	BK5009	WB1012	
WPC115		Honda	Off-Road	CR85R	2003-2004	B6001	BK5009	WB1012	
WPC149		Honda	Off-Road	CRF150R	2007-2018	B6061	BK5001	WB1168	
WPC159		Honda	Off-Road	CRF250R	2004-2009	B6062	BK5030	WB1001	
WPC168		Honda	Off-Road	CRF250R	2010-2015	B6062	BK5030	WB1177	
WPC138		Honda	Off-Road	CRF450R	2002-2005	B6005	BK5031	WB1002	
WPC138		Honda	Off-Road	CRF450R	2006-2007	B6062	BK5031	WB1002	
WPC160		Honda	Off-Road	CRF450R	2009-2012	B6062	BK5031	WB1172	
WPC131A		Honda	ATV and UTV	TRX400EX	1999-2004		BK5047	WB1021	
WPC131B		Honda	ATV and UTV	TRX400EX	2005-2008		BK5047	WB1171	
WPC131B		Honda	ATV and UTV	TRX400X	2009-2014		BK5047	WB1171	
WPC153		Husaberg	Off-Road	TE125	2012-2014	B6066	BK5026	WB1170	
WPC153		Husqvarna	Off-Road	TC125	2014-2015	B6066	BK5026	WB1170	
WPC161B		Husqvarna	Off-Road	TC65	2017-2018		BK5008	WB1173	
WPC119		Kawasaki	Off-Road	KX100	1995-2005	B6056	BK5008	WB1050	
WPC164		Kawasaki	Off-Road	KX100	2006-2013	B6056	BK5008	WB1098	
WPC128A		Kawasaki	Off-Road	KX250	2002-2004	B6050	BK5024	WB1083	
WPC128B		Kawasaki	Off-Road	KX250	1992-2001	B6050	BK5011	WB1091	
WPC144		Kawasaki	Off-Road	KX250F	2004-2008		BK5041	WB1003	
WPC169		Kawasaki	Off-Road	KX250F	2009		BK5041	WB1175	
WPC171		Kawasaki	Off-Road	KX450F	2006-2015				
WPC130		Kawasaki	Off-Road	KX60	1985-2003	B6000	BK5008	WB1088	
WPC117		Kawasaki	Off-Road	KX65	2000-2005	B6056	BK5008	WB1051	
WPC119		Kawasaki	Off-Road	KX80	1991-2005	B6056	BK5008	WB1050	
WPC119		Kawasaki	Off-Road	KX85	2001-2005	B6056	BK5008	WB1050	
WPC164		Kawasaki	Off-Road	KX85	2006-2013	B6056	BK5008	WB1098	
WPC153		KTM	Off-Road	125SX	2001-2015	B6066	BK5026	WB1170	
WPC161A		KTM	Off-Road	65SX	2003-2008	B6068	BK5008	WB1094	
WPC161B		KTM	Off-Road	65SX	2009-2018		BK5008	WB1173	
WPC162		KTM	Off-Road	85SX	2004-2012	B6080	BK5063	WB1174	
WPC176		KTM	Off-Road	105SX	2006-2011	B6080	BK5063	WB1178	
WPC176		KTM	Off-Road	105XC	2008-2009	B6080	BK5063	WB1178	
WPC119		Suzuki	Off-Road	RM100	2003	B6056	BK5008	WB1050	
WPC121		Suzuki	Off-Road	RM125	2001-2003	B6034	BK5010	WB1153	
WPC135		Suzuki	Off-Road	RM125	2004-2010	B6034	BK5010	WB1008	
WPC165A		Suzuki	Off-Road	RM250	2003-2004	B6070	BK5011	WB1016	
WPC165B		Suzuki	Off-Road	RM250	2005-2010	B6071	BK5058	WB1016	
WPC130		Suzuki	Off-Road	RM60	2003	B6000	BK5008	WB1088	
WPC117		Suzuki	Off-Road	RM65	2003-2005	B6056	BK5008	WB1055	
WPC166		Suzuki	Off-Road	RM85	2002-2018	B6034	BK5008	WB1017	
WPC144		Suzuki	Off-Road	RMZ250	2004-2006		BK5041	WB1003	
WPC167		Suzuki	Off-Road	RMZ250	2007-2009		BK5059	WB1176	
WPC142		Yamaha	Off-Road	RMZ450	2005-2007		BK5000	WB1018	
WPC141		Yamaha	Off-Road	WR250F	2003-2013		BK5036	WB1039	
WPC152		Yamaha	Off-Road	WR450F	2007-2011		BK5000	WB1069	
WPC137		Yamaha	ATV and UTV	YFM350 Warrior	1987-2004		B5055	WB1033	
WPC137		Yamaha	ATV and UTV	YFM350R Raptor	2005-2013		B5055	WB1033	
WPC148		Yamaha	ATV and UTV	YFM660 Rhino	2004-2007		B5016	WB1163	

Crankshaft Kits include: Crankshaft assembly, main bearings, top end bearings, gasket kit & main seals.

See page 220 for additional crankshaft accessories.

– Applications subject to availability. Contact Wiseco for further details.

Part Number	Pricing	Make	Market	Model	Years	Main Seal/s	Main Bearing Kit	Bottom End Gasket	Notes
WPC148		Yamaha	ATV and UTV	YFM660F Grizzly	2002-2008		B5016	WB1163	
WPC133		Yamaha	ATV and UTV	YFM660R Raptor	2001-2005		B5016	WB1035	
WPC105		Yamaha	ATV and UTV	YFS200 Blaster	1987-2004	B6021	BK5023	WB1027	
WPC105		Yamaha	ATV and UTV	YFS200 Blaster	2005-2006	B6075	BK5023	WB1027	
WPC100		Yamaha	ATV and UTV	YFZ350 Banshee	1987-2006	B6018	B5014 B5015	WB1025	Stock rod length and stroke
WPC170		Yamaha	ATV and UTV	YFZ450	2004-2013		BK5000	WB1059	
WPC170		Yamaha	ATV and UTV	YFZ450X	2011		BK5000	WB1059	
WPC124		Yamaha	Off-Road	YZ125	1998-2000	B6015	BK5009	WB1032	
WPC125		Yamaha	Off-Road	YZ125	2001-2004	B6012	BK5009	WB1061	
WPC163		Yamaha	Off-Road	YZ125	2005-2018	B6076	BK5009	WB1007	
WPC126		Yamaha	Off-Road	YZ250	1999-2000	B6013	BK5011	WB1051	
WPC127		Yamaha	Off-Road	YZ250	2001-2002	B6023	BK5011	WB1051	
WPC134		Yamaha	Off-Road	YZ250 / YZ250X	2003-2018	B6023	BK5011	WB1051	
WPC140		Yamaha	Off-Road	YZ250F	2003-2011		BK5036	WB1038	
WPC139		Yamaha	Off-Road	YZ450F	2003-2005		BK5000	WB1069	
WPC151		Yamaha	Off-Road	YZ450F	2006-2009		BK5000	WB1166	
WPC122		Yamaha	Off-Road	YZ80	1993-2001	B6011	BK5015	WB1062	
WPC123		Yamaha	Off-Road	YZ85	2002-2018	B6011	BK5015	WB1041	



Racer Elite • 2-Stroke
 Racer Elite • 4-Stroke
 Off-Rd. • 2-Stroke
 Off-Rd. • 4-Stroke
 ATV • 2-Stroke
 ATV • 4-Stroke
 Street Bikes
 PWC
 Crankshafts
 Clutch
 Valve Train
 Accessories


Part Number	Pricing	Make	Market	Model	Years
WB1106		Arctic Cat	Snowmobile	440 / 500 / 550 / 580 / 600	1991-2001
WB1102		Arctic Cat	Snowmobile	440 LC, Panther, Pantera, Prowler, ZR440	1991-1997
WB1110		Arctic Cat	Snowmobile	440 Sno Pro / 500 EFI F5, M5, Saber Cat	2002-2014
WB1109		Arctic Cat	Snowmobile	600 / 700 EFI, Fire Cat, Saber Cat	2004-2011
WB1101		Arctic Cat	Snowmobile	600 EXT Triple, ZRT600	1996-2000
WB1108		Arctic Cat	Snowmobile	600 Pantera, Powder, ZL600, ZR600	2000-2005
WB1103		Arctic Cat	Snowmobile	650 Wild Cat	1998-1990
WB1113		Arctic Cat	Snowmobile	700 Liberty Engine Type	1991-2000
WB1107		Arctic Cat	Snowmobile	800 / 900 ZR, Mountain Cat, King Cat	2001-2006
WB1105		Arctic Cat	Snowmobile	800 Pantera, ZRT800 / 1000, Thunder Cat 1000	1998-2008
WB1159		Arctic Cat	Snowmobile	F1000, M1000, C1000	2009-2011
WB1169		Arctic Cat	Snowmobile	F8, M8	2007-2009
WB1043		Honda	Off-Road	CR125R	1990-2002
WB1075		Honda	Off-Road	CR125R	2003-2004
WB1010		Honda	Off-Road	CR125R	2005-2007
WB1071		Honda	Off-Road	CR250R	1988-1991
WB1011		Honda	Off-Road	CR250R	2005-2007
WB1040		Honda	Off-Road	CR250R	2002-2004
WB1093		Honda	Off-Road	CR250R	1992-2001
WB1042		Honda	Off-Road	CR500R	1989-2001
WB1012		Honda	Off-Road	CR80R	1986-2002
WB1012		Honda	Off-Road	CR85R	2003-2007
WB1168		Honda	Off-Road	CRF150R	2007-2018
WB1177		Honda	Off-Road	CRF250R	2010-2015
WB1001		Honda	Off-Road	CRF250R	2004-2009
WB1001		Honda	Off-Road	CRF250RX	2004-2017
WB1172		Honda	Off-Road	CRF450R	2009-2016
WB1154		Honda	Off-Road	CRF450R	2007-2008
WB1002		Honda	Off-Road	CRF450R	2002-2005
WB1167		Honda	Off-Road	CRF450X	2005-2017
WB1037		Honda	ATV and UTV	TRX250R	1987-1989
WB1045		Honda	ATV and UTV	TRX300EX	1993-2006
WB1171		Honda	ATV and UTV	TRX400EX	2005-2008
WB1021		Honda	ATV and UTV	TRX400EX	1999-2004
WB1182		Honda	ATV and UTV	TRX450R/ER	2006-2014
WB1048		Honda	Off-Road	XR250R	1986-1995
WB1022		Honda	Off-Road	XR400R	1999-2004
WB1173		Husqvarna	Off-Road	TC65	2017-2018
WB1170		Husqvarna	Off-Road	TC125 / TE125	2014-2016
WB1031		Kawasaki	ATV and UTV	KFX400	2003-2006
WB1034		Kawasaki	ATV and UTV	KFX80	2003-2006
WB1077		Kawasaki	ATV and UTV	KLF300 Bayou 2WD	1986-2004
WB1155		Kawasaki	ATV and UTV	KLF300 Bayou 4WD	1986-2004
WB1046		Kawasaki	Off-Road	KLX400	2003
WB1074		Kawasaki	Off-Road	KX125	2001-2002
WB1013		Kawasaki	Off-Road	KX125	2003-2005
WB1083		Kawasaki	Off-Road	KX250	2002-2004
WB1091		Kawasaki	Off-Road	KX250	1992-2001
WB1014		Kawasaki	Off-Road	KX250	2005-2006
WB1003		Kawasaki	Off-Road	KX250F	2004-2006
WB1175		Kawasaki	Off-Road	KX250F	2009-2016
WB1183		Kawasaki	Off-Road	KX250F	2017
WB1088		Kawasaki	Off-Road	KX60	1985-2003
WB1055		Kawasaki	Off-Road	KX65	2006-2006
WB1151		Kawasaki	Off-Road	KX65	2006-2018

Crankshaft Kits include: Crankshaft assembly, main bearings, top end bearings, gasket kit & main seals.

See page 220 for additional crankshaft accessories.

– Applications subject to availability. Contact Wiseco for further details.

Part Number	Pricing	Make	Market	Model	Years
WB1050		Kawasaki	Off-Road	KX80	1991-2005
WB1098		Kawasaki	Off-Road	KX85 / KX100	2006-2018
WB1055		Kawasaki	Off-Road	RM65	2003-2005
WB1170		KTM	Off-Road	125SX	2001-2016
WB1006		KTM	Off-Road	50SX LC	2001-2006
WB1094		KTM	Off-Road	65SX	2003-2008
WB1173		KTM	Off-Road	65SX	2009-2018
WB1174		KTM	Off-Road	85SX	2003-2012
WB1178		KTM	Off-Road	105SX	2006-2011
WB1178		KTM	Off-Road	105XC	2008-2009
WB1185		KTM	Off-Road	250SX	2006-2016
WB1028		Polaris	ATV and UTV	250 ATV	1985-2006
WB1111		Polaris	Snowmobile	340 / 440 / 488 Fuji Engine Type	1984-2007
WB1112		Polaris	Snowmobile	400 / 440 Fuji Engine Type	1991-1999
WB1030		Polaris	ATV and UTV	400 ATV	1994-2002
WB1114		Polaris	Snowmobile	440 / 500 Liberty Engine Type	1999-2007
WB1079		Polaris	ATV and UTV	500 Sportsman, Scrambler, Xplorer, Ranger, Magnum, Big Boss	1996-2005
WB1149		Polaris	Snowmobile	550 Fuji Engine Type, 550 Classic	1999-2003
WB1150		Polaris	Snowmobile	550 Fuji Engine Type, 550 Classic after August 2002	2003-2006
WB1115		Polaris	Snowmobile	580 / 600 / 700 Fuji Engine Type	1993-2000
WB1116		Polaris	Snowmobile	600 / 680 Fuji Engine Type	1996-1998
WB1118		Polaris	Snowmobile	600 Liberty Engine Type (carb)	2000-2009
WB1121		Polaris	Snowmobile	700 / 800 Liberty Engine Type	1997-2005
WB1161		Polaris	Snowmobile	700 Dragon, 700 Dragon RMK	2007-2010
WB1120		Polaris	Snowmobile	800 Fuji Engine Type, 800 XCR	1999-2006
WB1119		Polaris	Snowmobile	800 Fuji Engine Type, Indy Storm 800	1994-1998
WB1122		Polaris	Snowmobile	900 Liberty Engine Type	2005-2006
WB1099		Polaris	Snowmobile	Fuji Engine Type - 500 Classic, Indy, Indy EFI, Indy RMK	1989-2000
WB1100		Polaris	Snowmobile	Fuji Engine Type - 500 Classic, Indy, Indy RMK	2001-2006
WB1044		Polaris	ATV and UTV	Predator 500	2005-2006
WB1123		Ski Doo	Snowmobile	440 Engine Type	1980-1982
WB1124		Ski Doo	Snowmobile	453 / 593 Engine Type	2000-2015
WB1148		Ski Doo	Snowmobile	453 Engine Type, MXZ440 LC	1999
WB1125		Ski Doo	Snowmobile	454 / 670 / 809 Engine Type	1995-1998
WB1126		Ski Doo	Snowmobile	467 / 536 / 582 / 643 Engine Type	1989-1995
WB1127		Ski Doo	Snowmobile	494-500 Engine Type	1996-2001



Racer Elite • 2-Stroke

Racer Elite • 4-Stroke

Off-Rd. • 2-Stroke

Off-Rd. • 4-Stroke

ATV • 2-Stroke

ATV • 4-Stroke

Street Bikes

PWC

Crankshafts

Clutch

Valve Train

Accessories

Part Number	Pricing	Make	Market	Model	Years
WB1129		Ski Doo	Snowmobile	537 Engine Type	1986-1988
WB1130		Ski Doo	Snowmobile	583 Engine Type	1989-1999
WB1132		Ski Doo	Snowmobile	593 H.O. / SDI Engine Type	2003-2010
WB1131		Ski Doo	Snowmobile	599/699 Engine Type	1996-2000
WB1134		Ski Doo	Snowmobile	793 Engine Type	2000-2006
WB1080		Suzuki	ATV and UTV	DRZ350 Kickstart	1990-1999
WB1046		Suzuki	Off-Road	DRZ400	2000-2018
WB1052		Suzuki	ATV and UTV	LT250R Quadracer	1987-1992
WB1060		Suzuki	ATV and UTV	LT250R Quadracer	1985-1986
WB1034		Suzuki	ATV and UTV	LT80	1987-2006
WB1031		Suzuki	ATV and UTV	LT-Z400	2003-2018
WB1019		Suzuki	Off-Road	RM125	1992-1997
WB1020		Suzuki	Off-Road	RM125	1998-2000
WB1153		Suzuki	Off-Road	RM125	2001-2003
WB1008		Suzuki	Off-Road	RM125	2004-2010
WB1016		Suzuki	Off-Road	RM250	2003-2007
WB1017		Suzuki	Off-Road	RM85	2002-2018
WB1176		Suzuki	Off-Road	RMZ250	2007-2009
WB1018		Suzuki	Off-Road	RMZ450	2005-2007
WB1143		Yamaha	Snowmobile	480 Phazer, Venture, Mountain Lite, XL-V	1984-1999
WB1136		Yamaha	Snowmobile	500 / 600 Venture and V-Max	1994-2001
WB1135		Yamaha	Snowmobile	500 Phazer / Venture	1999-2001
WB1137		Yamaha	Snowmobile	540 V-Max LC	1983-1989
WB1138		Yamaha	Snowmobile	570 Exciter	1987-1993
WB1139		Yamaha	Snowmobile	600 / 700 Venture, V-Max, Mountain Max, SX-R	1997-2006
WB1140		Yamaha	Snowmobile	700 SRX, Mountain, SX Viper, SX Viper Mountain	1998-2006
WB1057		Yamaha	Off-Road	BW80 / PW80	1986-2006
WB1054		Yamaha	Off-Road	PW50	1985-2017
WB1000		Yamaha	Watercraft	Superjet 700	1994-2014
WB1039		Yamaha	Off-Road	WR250F	2003-2013
WB1033		Yamaha	ATV and UTV	YFM350 Warrior, Raptor	1987-2013
WB1024		Yamaha	ATV and UTV	YFM600 Grizzly	1998-2005
WB1163		Yamaha	ATV and UTV	YFM660F Grizzly	2002-2008
WB1035		Yamaha	ATV and UTV	YFM660R Raptor	2001-2005
WB1027		Yamaha	ATV and UTV	YFS200 Blaster	1987-2004
WB1025		Yamaha	ATV and UTV	YFZ350 Banshee	1987-2006
WB1059		Yamaha	ATV and UTV	YF2450, YFZ450X	2004-2013
WB1032		Yamaha	Off-Road	YZ125	1998-2000
WB1061		Yamaha	Off-Road	YZ125	2001-2004
WB1068		Yamaha	Off-Road	YZ125	1994-1997
WB1007		Yamaha	Off-Road	YZ125	2005-2018
WB1157		Yamaha	Off-Road	YZ250	1998
WB1051		Yamaha	Off-Road	YZ250 / YZ250X	1999-2018
WB1072		Yamaha	Off-Road	YZ250 / WR250	1992-1997
WB1038		Yamaha	Off-Road	YZ250F	2001-2013
WB1184		Yamaha	Off-Road	YZ250F	2014-2018
WB1166		Yamaha	Off-Road	YZ450F	2006-2009
WB1069		Yamaha	Off-Road	YZ450F	2003-2005
WB1062		Yamaha	Off-Road	YZ80	1993-2001
WB1041		Yamaha	Off-Road	YZ85	2002-2018

CLUTCH KITS & COMPONENTS

One Name. One Solution.® Since 1941







I have always used Wiseco products. I've had the same Wiseco basket in a 250 2-Stroke for more than 10 years – bulletproof. The basket eliminated the jerkiness of the worn stock basket and works very smoothly. The release is smooth and predictable. My clutch is a complete Wiseco setup including pressure plate, hub and basket in a 2003 CR 250R. I ride mainly MX. I have Wiseco clutches in all of my bikes.

– Bob DiFranco,
Technical Training Director at the PowerSport Institute



The last clutch basket you'll ever buy. Forged clutch components have a lifetime guarantee!



CLUTCH FOR LIFE

Precision forged for ultimate strength and resistance to impact and fatigue.

Hard coat anodized for long life and reduced wear.



Supplied with high quality fasteners and pre-applied thread locker.

Teflon coating creates a near frictionless surface for a smooth feel.

We stand behind our forged clutch components! Every forged Wiseco clutch basket, inner hub and pressure plate comes with a lifetime warranty against breaking and notching.


It's just that simple.




Clutch Baskets *




Clutch Hubs *



Pressure Plates *



Aluminum & Steel Plates



Friction Plates



Spring Kits


PCK Kit

Upgrade your basket and your worn out clutch plates and springs.



CPK Kit

Everything needed to upgrade your worn out clutch plates and springs.



LIFETIME WARRANTY!

* Wiseco Clutch Basket, Inner Hub and Pressure Plate are warrantied against notching and breakage with valid proof of purchase. Accessory components are not covered under the warranty.

FORGED CLUTCH COMPONENTS

Clutch Basket	Clutch Basket Pricing	Inner Hub	Inner Hub Pricing	Pressure Plate	Pressure Plate Pricing	Make	Market	Model	Years
WPP3023						Gas Gas	Off-Road	EC250F	2010-2015
WPP3023						Gas Gas	Off-Road	EC300F	2013-2015
WPP3031						Gas Gas	Off-Road	EC450F	2013-2015
WPP3003						Honda	ATV and UTV	ATC250R	1985-1986
WPP3025						Honda	Off-Road	CR125R	1987-1999
WPP3009		WPP4002		WPP5002		Honda	Off-Road	CR250R	1992-2007
WPP3038						Honda	Off-Road	CRF150R	2007-2009
WPP3005		WPP4003		WPP5003		Honda	Off-Road	CRF250R	2000-2007
WPP3056						Honda	Off-Road	CRF250R	2010-2017
WPP3005		WPP4003		WPP5003		Honda	Off-Road	CRF250X	2004-2017
WPP3009		WPP4002		WPP5002		Honda	Off-Road	CRF450R	2002-2007
WPP3044		WPP4002		WPP5002		Honda	Off-Road	CRF450R	2008
WPP3055		WPP4014		WPP5012		Honda	Off-Road	CRF450R	2009-2012
WPP3060		WPP4016		WPP5002		Honda	Off-Road	CRF450R	2013-2016
WPP3062						Honda	Off-Road	CRF450R, CRF450RX	2017-2018
WPP3009						Honda	Off-Road	CRF450X	2005-2017
WPP3003						Honda	ATV and UTV	TRX250R	1985-1989
WPP3019						Honda	ATV and UTV	TRX400EX	1999-2004
WPP3043						Honda	ATV and UTV	TRX400EX	2005-2008
WPP3043						Honda	ATV and UTV	TRX400X	2009-2014
WPP3030		WPP4002		WPP5002		Honda	ATV and UTV	TRX450R	2004-2005
WPP3030		WPP4002		WPP5002		Honda	ATV and UTV	TRX450R/ER	2006-2014
WPP3033				WPP5003		Husaberg	Off-Road	TE125	2012-2014
WPP3052						Husaberg	Off-Road	TE300	2011-2012
WPP3046						Husqvarna	Off-Road	TC65	2017-2018
WPP3033						Husqvarna	Off-Road	TE125	2014-2016
WPP3033						Husqvarna	Off-Road	TC125	2014-2018
WPP3033						Husqvarna	Off-Road	TX125	2017-2018
WPP3033						Husqvarna	Off-Road	TE150	2017-2018
WPP3045						Husqvarna	Off-Road	TC85	2014-2017
WPP3058						Kawasaki	Off-Road	KDX200	1995-2006
WPP3058						Kawasaki	Off-Road	KDX220	1997-2005
WPP3020						Kawasaki	ATV and UTV	KFX400	2003-2006
WPP3020						Kawasaki	Off-Road	KLX400	2003
WPP3036		WPP4009		WPP5009		Kawasaki	Off-Road	KLX450R	2008-2015
WPP3014						Kawasaki	Off-Road	KX100	1998-2018
WPP3007						Kawasaki	Off-Road	KX125	1994-2002
WPP3026						Kawasaki	Off-Road	KX125	2003-2008
WPP3010						Kawasaki	Off-Road	KX250	1992-2005
WPP3048						Kawasaki	Off-Road	KX250	2006-2008
WPP3027						Kawasaki	Off-Road	KX250F	2004-2005
WPP3035						Kawasaki	Off-Road	KX250F	2006-2018
WPP3036		WPP4009		WPP5009		Kawasaki	Off-Road	KX450F	2006-2018
WPP3006						Kawasaki	Off-Road	KX60	1985-2003
WPP3006						Kawasaki	Off-Road	KX65	2000-2018
WPP3014						Kawasaki	Off-Road	KX80	1998-2000
WPP3014						Kawasaki	Off-Road	KX85	2001-2018
WPP3045						KTM	Off-Road	105SX	2004-2011
WPP3033				WPP5003		KTM	Off-Road	125EXC	1998-05; 2009-16
WPP3033						KTM	Off-Road	125XCW	2017-2018
WPP3033				WPP5003		KTM	Off-Road	125SX	1998-05; 2009-18
WPP3047				WPP5003		KTM	Off-Road	125SX / 125EXC	2006-2008
WPP3047				WPP5003		KTM	Off-Road	144SX	2008
WPP3033						KTM	Off-Road	150XCW	2017-2018

FORGED CLUTCH COMPONENTS, continued

Clutch Basket	Clutch Basket Pricing	Inner Hub	Inner Hub Pricing	Pressure Plate	Pressure Plate Pricing	Make	Market	Model	Years
WPP3033				WPP5003		KTM	Off-Road	150SX	2009-2018
WPP3033				WPP5003		KTM	Off-Road	200EXC	1998-06; 2009-16
WPP3047				WPP5003		KTM	Off-Road	200EXC	2007-2008
WPP3033						KTM	Off-Road	200SX	2003-2005
WPP3052						KTM	Off-Road	250EXC/ 300EXC	2004-2012
WPP3052						KTM	Off-Road	250SX	2003-2012
WPP3050						KTM	Off-Road	400EXC	2009-2011
WPP3050						KTM	Off-Road	450EXC / 530EXC-R	2008-2011
WPP3050						KTM	ATV and UTV	450SX / 505SX	2009-2010
WPP3050						KTM	Off-Road	505SX / XC-F	2008-2009
WPP3046						KTM	Off-Road	65SX	1999-2018
WPP3045						KTM	Off-Road	85SX	2003-2017
WPP3020						Polaris	ATV and UTV	Predator 400	2003-2005
WPP3020						Suzuki	ATV and UTV	LTZ400	2003-2018
WPP3020						Suzuki	Off-Road	DRZ400	2000-2018
WPP3008						Suzuki	Off-Road	RM125	1992-2009
WPP3011						Suzuki	Off-Road	RM250	1996-2010
WPP3006						Suzuki	Off-Road	RM65	2003
WPP3015						Suzuki	Off-Road	RM80	1989-2001
WPP3015						Suzuki	Off-Road	RM85	2002-2018
WPP3027						Suzuki	Off-Road	RMZ250	2004-2005
WPP3035						Suzuki	Off-Road	RMZ250	2006
WPP3057						Suzuki	Off-Road	RMZ250	2007-2018
WPP3034						Suzuki	Off-Road	RMZ450	2005-2007
WPP3049						Suzuki	Off-Road	RMZ450	2008-2018
WPP3012		WPP3012				Yamaha	Off-Road	WR250	1991-1997
WPP3023		WPP4007				Yamaha	Off-Road	WR250F	2001-2013
WPP3018						Yamaha	Off-Road	WR400F	1998-2000
WPP3031		WPP4012		WPP5004		Yamaha	Off-Road	WR450F	2003-2015
WPP3054						Yamaha	Off-Road	YFM250 Raptor	2008-2013
WPP3018						Yamaha	ATV and UTV	YFM660R Raptor	2001-2005
WPP3039						Yamaha	ATV and UTV	YFM700 Raptor	2006-2018
WPP3029						Yamaha	ATV and UTV	YFS200 Blaster	1988-2006
WPP3002						Yamaha	ATV and UTV	YFZ350 Banshee	1987-2006
WPP3028		WPP4012		WPP5012		Yamaha	ATV and UTV	YFZ450	2004-2006
WPP3039		WPP4012		WPP5012		Yamaha	ATV and UTV	YFZ450 / YFZ450X	2007-2013
WPP3031		WPP4012		WPP5012		Yamaha	ATV and UTV	YFZ450R	2009-2010
WPP3004						Yamaha	Off-Road	YZ125	1994-2004
WPP3032						Yamaha	Off-Road	YZ125	2005-2018
WPP3012		WPP4004		WPP5004		Yamaha	Off-Road	YZ250 / YZ250X	1993-2018
WPP3023		WPP4007				Yamaha	Off-Road	YZ250F	2001-2008
WPP3053		WPP4007				Yamaha	Off-Road	YZ250F	2009-2013
WPP3061						Yamaha	Off-Road	YZ250F	2014-2018
WPP3061						Yamaha	Off-Road	YZ250FX	2015-2018
WPP3023		WPP4007				Yamaha	Off-Road	WR250F	2001-2013
WPP3061						Yamaha	Off-Road	WR250F	2015-2018
WPP3018						Yamaha	Off-Road	YZ400F	1998-1999
		WPP4012		WPP5004		Yamaha	Off-Road	YZ450F	2003
WPP3031		WPP4012		WPP5004		Yamaha	Off-Road	YZ450F	2004-2006
WPP3031		WPP4012		WPP5012		Yamaha	Off-Road	YZ450F	2007-2017
WPP3031		WPP4012		WPP5004		Yamaha	Off-Road	YZ450FX	2016-2018
		WPP4012		WPP5004		Yamaha	Off-Road	WR450F	2003
WPP3031		WPP4012		WPP5004		Yamaha	Off-Road	WR450F	2004-2018
WPP3017						Yamaha	Off-Road	YZ85	2002-2018

CLUTCH PACK KITS

Part Number	Pricing	Make	Market	Model	Years
CPK056		Gas Gas	Off-Road	EC250F	2010-2013
CPK056		Gas Gas	Off-Road	EC300F	2013
CPK002		Honda	Off-Road	CR125R	1990-1999
CPK003		Honda	Off-Road	CR125R	2000-2007
CPK005		Honda	Off-Road	CR250R	1994-1996
CPK006		Honda	Off-Road	CR250R	1997-2007
CPK030		Honda	Off-Road	CR250R	1990-1993
CPK001		Honda	Off-Road	CR80R / CR85R	1984-2004
CPK026		Honda	Off-Road	CR85R	2005-2007
CPK032		Honda	Off-Road	CRF150R	2007-2018
CPK004		Honda	Off-Road	CRF250R	2004-2007
CPK029		Honda	Off-Road	CRF250R	2008-2009
CPK072		Honda	Off-Road	CRF250R	2010
CPK077		Honda	Off-Road	CRF250R	2011-2017
CPK079		Honda	Off-Road	CRF250R	2018
CPK029		Honda	Off-Road	CRF250X	2004-2017
CPK070		Honda	Off-Road	CRF450R - 4 spring design	2009-2010
CPK007		Honda	Off-Road	CRF450R - 6 Spring design	2002-2016
CPK007		Honda	Off-Road	CRF450X	2005-2017
CPK008		Honda	ATV and UTV	TRX450R/ER	2004-2014
CPK031		Honda	Off-Road	XR400R	1996-2004
CPK066		Honda	Off-Road	XR600R	1985-2000
CPK067		Honda	Off-Road	XR650R	2000-2007
CPK027		Husaberg	Off-Road	FE250	2013
CPK028		Husaberg	Off-Road	TE125	2012-2014
CPK027		Husaberg	Off-Road	TE250	2011-2012
CPK078		Husqvarna	Off-Road	TC85	2014-2017
CPK028		Husqvarna	Off-Road	TC125 / TE125	2014-2015
CPK017		Kawasaki	ATV and UTV	KFX400	2003-2004
CPK036		Kawasaki	ATV and UTV	KFX450R - 5 Spring design	2008-2014
CPK017		Kawasaki	Off-Road	KLX400	2003
CPK036		Kawasaki	Off-Road	KLX450R	2008-2015
CPK011		Kawasaki	Off-Road	KX125	1994-1996
CPK012		Kawasaki	Off-Road	KX125	1997-2002
CPK013		Kawasaki	Off-Road	KX125	2003-2008
CPK033		Kawasaki	Off-Road	KX250	1992-2008
CPK015		Kawasaki	Off-Road	KX250F	2004
CPK016		Kawasaki	Off-Road	KX250F	2005
CPK034		Kawasaki	Off-Road	KX250F	2006-2018
CPK036		Kawasaki	Off-Road	KX450F - 5 Spring design	2006-2018
CPK009		Kawasaki	Off-Road	KX60 / KX65	1985-2018
CPK010		Kawasaki	Off-Road	KX80 / KX85 / KX100	1998-2018
CPK078		KTM	Off-Road	85SX/105SX	2003-2017
CPK028		KTM	Off-Road	125EXC	98-05; 09-10; 13-16
CPK075		KTM	Off-Road	125EXC	2011-2012
CPK028		KTM	Off-Road	125SX	1998-05; 2009-15
CPK075		KTM	Off-Road	125SX	2016
CPK068		KTM	Off-Road	125SX / 125EXC	2006-2008
CPK075		KTM	Off-Road	144SX / 150SX / 150XC-W	2008-2017
CPK075		KTM	Off-Road	200EXC	1998-2016
CPK075		KTM	Off-Road	200SX	2003-2005
CPK027		KTM	Off-Road	250EXC-F	2007-2013
CPK064		KTM	Off-Road	250EXC-F	2007
CPK027		KTM	Off-Road	250SX-F	2006-2012

CLUTCH PACK KITS, continued

Part Number	Pricing	Make	Market	Model	Years
CPK017		Polaris	ATV and UTV	Predator 400	2003-2004
CPK035		Polaris	ATV and UTV	Predator 400	2005
CPK065		Suzuki	Off-Road	DRZ250 - steel plates not included	2001-2006
CPK017		Suzuki	Off-Road	DRZ400	2000-2018
CPK038		Suzuki	ATV and UTV	LTR450	2006-2011
CPK017		Suzuki	ATV and UTV	LTZ400	2003-2004
CPK035		Suzuki	ATV and UTV	LTZ400	2005-2018
CPK019		Suzuki	Off-Road	RM125	1992-2000
CPK020		Suzuki	Off-Road	RM125	2001
CPK021		Suzuki	Off-Road	RM125	2002-2010
CPK022		Suzuki	Off-Road	RM250	1996-1997
CPK023		Suzuki	Off-Road	RM250	1998-2002
CPK024		Suzuki	Off-Road	RM250	2003-2005
CPK025		Suzuki	Off-Road	RM250	2006-2010
CPK037		Suzuki	Off-Road	RM250	1992-1993
CPK009		Suzuki	Off-Road	RM60 / RM65	2003-2005
CPK015		Suzuki	Off-Road	RMZ250	2004
CPK016		Suzuki	Off-Road	RMZ250	2005-2006
CPK039		Suzuki	Off-Road	RMZ250	2007-2009
CPK076		Suzuki	Off-Road	RMZ250	2011-2018
CPK040		Suzuki	Off-Road	RMZ450	2005-2018
CPK040		Suzuki	Off-Road	RMX450Z	2010-2018
CPK050		Yamaha	Off-Road	WR250	1994-1997
CPK056		Yamaha	Off-Road	WR250F	2001-2013
CPK057		Yamaha	Off-Road	WR400F	1998-2000
CPK054		Yamaha	Off-Road	WR450F	2003
CPK071		Yamaha	Off-Road	WR450F	2005-2015
CPK069		Yamaha	ATV and UTV	YFM250R Raptor	2008-2013
CPK049		Yamaha	ATV and UTV	YFM660R Raptor	2001-2005
CPK059		Yamaha	ATV and UTV	YFM700R Raptor	2006-2018
CPK060		Yamaha	ATV and UTV	YFZ350 Banshee	1987-2006
CPK061		Yamaha	ATV and UTV	YFZ450	2004-2006
CPK062		Yamaha	ATV and UTV	YFZ450 / YFZ450X	2007-2013
CPK058		Yamaha	ATV and UTV	YFZ450R	2009-2013
CPK063		Yamaha	ATV and UTV	YSF200 Blaster	1988-2006
CPK044		Yamaha	Off-Road	YZ125	1993-97; 2005-18
CPK045		Yamaha	Off-Road	YZ125	2000-2004
CPK046		Yamaha	Off-Road	YZ125	1991-1992
CPK047		Yamaha	Off-Road	YZ125	1998-1999
CPK051		Yamaha	Off-Road	YZ250	1991-1992
CPK052		Yamaha	Off-Road	YZ250	1988-1990
CPK053		Yamaha	Off-Road	YZ250	2002-2018
CPK048		Yamaha	Off-Road	YZ250F	2008-2013
CPK056		Yamaha	Off-Road	YZ250F	2001-2007
CPK073		Yamaha	Off-Road	YZ250F	2014-2018
CPK057		Yamaha	Off-Road	YZ400F	1998-1999
CPK055		Yamaha	Off-Road	YZ426F / WR426F	2001-2002
CPK054		Yamaha	Off-Road	YZ450F	2003-2006
CPK058		Yamaha	Off-Road	YZ450F	2007-2013
CPK074		Yamaha	Off-Road	YZ450F	2014-2017
CPK041		Yamaha	Off-Road	YZ80	1993-1994
CPK042		Yamaha	Off-Road	YZ80	1995-2001
CPK043		Yamaha	Off-Road	YZ85	2002-2018

PERFORMANCE CLUTCH KITS

Part Number	Pricing	Make	Market	Model	Years
PCK008		Gas Gas	Off-Road	EC250F	2010-2013
PCK008		Gas Gas	Off-Road	EC300F	2013
PCK012		Honda	Off-Road	CR125	2000-2007
PCK004		Honda	Off-Road	CR250	1997-2007
PCK042		Honda	Off-Road	CR250	1994-1996
PCK043		Honda	Off-Road	CR250	1992-1993
PCK003		Honda	Off-Road	CRF250R	2004-2007
PCK044		Honda	Off-Road	CRF250R	2008-2009
PCK049		Honda	Off-Road	CRF250R	2010
PCK044		Honda	Off-Road	CRF250X	2004-2017
PCK014		Honda	Off-Road	CRF450R	2002-2007
PCK016		Honda	Off-Road	CRF450R	2008
PCK051		Honda	Off-Road	CRF450R	2013-2016
PCK045		Honda	Off-Road	CRF450R - 4 spring design	2009-2012
PCK014		Honda	Off-Road	CRF450X	2005-2016
PCK060		Husqvarna	Off-Road	TC85	2003-2017
PCK058		Husqvarna	Off-Road	TC125 / TE125	2014-2015
PCK037		Kawasaki	ATV and UTV	KFX400	2003-2004
PCK011		Kawasaki	ATV and UTV	KFX450R	2008-2014
PCK037		Kawasaki	Off-Road	KLX400	2003
PCK011		Kawasaki	Off-Road	KLX450R	2008-2015
PCK015		Kawasaki	Off-Road	KX125	1994-1996
PCK017		Kawasaki	Off-Road	KX125	1997-2002
PCK018		Kawasaki	Off-Road	KX125	2003-2008
PCK009		Kawasaki	Off-Road	KX250	2006-2008
PCK019		Kawasaki	Off-Road	KX250	1992-2005
PCK053		Kawasaki	Off-Road	KX250F	2006-2018
PCK011		Kawasaki	Off-Road	KX450F - 5 spring design	2006-2018
PCK052		Kawasaki	Off-Road	KX60/KX65	1985-2018
PCK013		Kawasaki	Off-Road	KX80 / KX85 / KX100	1998-2018
PCK060		KTM	Off-Road	85SX/105SX	2003-2017
PCK058		KTM	Off-Road	125EXC	98-05; 09-10; 13-16
PCK059		KTM	Off-Road	125EXC	2011-2012
PCK058		KTM	Off-Road	125SX	1998-05; 2009-15
PCK059		KTM	Off-Road	150SX	2009-2015
PCK059		KTM	Off-Road	200EXC	1998-06; 2009-16
PCK059		KTM	Off-Road	200SX	2003-2005
PCK037		Polaris	ATV and UTV	Predator 400	2003-2004
PCK038		Polaris	ATV and UTV	Predator 400	2005
PCK037		Suzuki	Off-Road	DRZ400	2000-2018
PCK037		Suzuki	ATV and UTV	LTZ400	2003-2004
PCK038		Suzuki	ATV and UTV	LTZ400	2005-2018
PCK010		Suzuki	Off-Road	RM125	1992-2000
PCK020		Suzuki	Off-Road	RM125	2001
PCK021		Suzuki	Off-Road	RM125	2002-2010
PCK007		Suzuki	Off-Road	RM250	2006-2010
PCK022		Suzuki	Off-Road	RM250	1996-1997
PCK023		Suzuki	Off-Road	RM250	1998-2002
PCK024		Suzuki	Off-Road	RM250	2003-2005
PCK052		Suzuki	Off-Road	RM60	2003-2005
PCK054		Suzuki	Off-Road	RMZ250	2011-2018
PCK027		Suzuki	Off-Road	RMZ450	2005-2007
PCK055		Suzuki	Off-Road	RMZ450	2008-2018

PERFORMANCE CLUTCH KITS, continued

Part Number	Pricing	Make	Market	Model	Years
PCK055		Suzuki	Off-Road	RMX450Z	2010-2018
PCK031		Yamaha	Off-Road	WR250	1994-1997
PCK008		Yamaha	Off-Road	WR250F	2001-2013
PCK032		Yamaha	Off-Road	WR400F	1998-2000
PCK035		Yamaha	Off-Road	WR450F	2005-2015
PCK046		Yamaha	Off-Road	WR450F	2005-2015
PCK041		Yamaha	ATV and UTV	YFM660R Raptor	2001-2005
PCK001		Yamaha	ATV and UTV	YFZ350 Banshee	1987-2006
PCK039		Yamaha	ATV and UTV	YFZ450	2004-2006
PCK040		Yamaha	ATV and UTV	YFZ450 / YFZ450X	2007-2013
PCK006		Yamaha	ATV and UTV	YFZ450R	2009-2010
PCK028		Yamaha	Off-Road	YZ125	1994-1997
PCK029		Yamaha	Off-Road	YZ125	1998-1999
PCK030		Yamaha	Off-Road	YZ125	2000-2004
PCK056		Yamaha	Off-Road	YZ125	2005-2018
PCK005		Yamaha	Off-Road	YZ250	2002-2018
PCK008		Yamaha	Off-Road	YZ250F	2001-2007
PCK048		Yamaha	Off-Road	YZ250F	2009-2013
PCK050		Yamaha	Off-Road	YZ250F	2014-2018
PCK032		Yamaha	Off-Road	YZ400F	1998-1999
PCK006		Yamaha	Off-Road	YZ450F	2007-2013
PCK035		Yamaha	Off-Road	YZ450F	2004-2006
PCK057		Yamaha	Off-Road	YZ450F	2014-2017



**CHUCKIE
CREECH**

FRICION PLATES

Part Number	Pricing	Make	Market	Model	Years
WPPF004		Gas Gas	Off-Road	EC125 / MC125	2000-2008
WPPF014		Gas Gas	Off-Road	EC250F	2010-2013
WPPF014		Gas Gas	Off-Road	EC300F	2013
WPPF031		Gas Gas	Off-Road	EC450F	2013-2015
WPPF002		Honda	ATV and UTV	ATC250R / TRX250R	1985-1989
WPPF003		Honda	Off-Road	CR125R	1990-1999
WPPF004		Honda	Off-Road	CR125R	2000-2007
WPPF083		Honda	Off-Road	CR125R	1986-1989
WPPF005		Honda	Off-Road	CR250R	1990-2007
WPPF036		Honda	Off-Road	CR250R / CR500R	1984-1989
WPPF005		Honda	Off-Road	CR500R	1990-2001
WPPF001		Honda	Off-Road	CR80R / CR85R	1984-2004
WPPF049		Honda	Off-Road	CR85R	2005-2007
WPPF048		Honda	Off-Road	CRF150R	2007-2018
WPPF030		Honda	Off-Road	CRF250R	2004-07; 2010
WPPF063		Honda	Off-Road	CRF250R	2011-2017
WPPF087		Honda	Off-Road	CRF250R	2018
WPPF063		Honda	Off-Road	CRF250X	2004-2017
WPPF006		Honda	Off-Road	CRF450R	2002-2016
WPPF086		Honda	Off-Road	CRF450R, CRF450RX	2017-2018
WPPF006		Honda	Off-Road	CRF450X	2005-2017
WPPF007		Honda	ATV and UTV	TRX400EX / TRX400X	1999-2014
WPPF032		Honda	ATV and UTV	TRX450R/ER	2004-2014
WPPF061		Honda	Off-Road	XR100 / CRF100F	1987-2013
WPPF002		Honda	Off-Road	XR250R	1986-1995
WPPF002		Honda	Off-Road	XR350R	1983-1985
WPPF007		Honda	Off-Road	XR400R	1996-2004
WPPF050		Honda	Off-Road	XR600R	1985-2000
WPPF051		Honda	Off-Road	XR650R	2000-2007
WPPF062		Honda	Off-Road	XR80 / CRF80F	1979-2013
WPPF070		Husaberg	Off-Road	FE350 / FE450 / FE501	2013-2014
WPPF003		Husaberg	Off-Road	TE125	2012-2014
WPPF030		Husaberg	Off-Road	TE250	2011-2013
WPPF060		Husaberg	Off-Road	TE300	2011-2014
WPPF070		Husqvarna	Off-Road	FC250 / FC350	2014-2015
WPPF085		Husqvarna	Off-Road	FC250 / FC350 / FX350	2016-2017
WPPF070		Husqvarna	Off-Road	FE350 / FE450 / FE501	2014-2016
WPPF070		Husqvarna	Off-Road	FC450	2014-2017
WPPF070		Husqvarna	Off-Road	FX450 / FE450	2017
WPPF070		Husqvarna	Off-Road	FS450	2015-2017
WPPF077		Husqvarna	Off-Road	TC65	2017-2018
WPPF078		Husqvarna	Off-Road	TC85	2014-2017
WPPF003		Husqvarna	Off-Road	TE125	2014-2016
WPPF003		Husqvarna	Off-Road	TC125	2014-2018
WPPF003		Husqvarna	Off-Road	TX125	2017-2018
WPPF003		Husqvarna	Off-Road	TE150	2017
WPPF082		Kawasaki	Off-Road	KDX200 / KDX220	1995-2005
WPPF027		Kawasaki	Off-Road	KDX250	1991-1994
WPPF047		Kawasaki	Off-Road	KDX80	1980-1981
WPPF022		Kawasaki	ATV and UTV	KFX400	2003-2006
WPPF064		Kawasaki	ATV and UTV	KFX450R	2008-2014
WPPF022		Kawasaki	Off-Road	KLX400	2003
WPPF038		Kawasaki	Off-Road	KLX450R	2008-2015

FRICION PLATES, continued

Part Number	Pricing	Make	Market	Model	Years
WPPF025		Kawasaki	Off-Road	KX125	1997-2008
WPPF026		Kawasaki	Off-Road	KX125	1994-1996
WPPF027		Kawasaki	Off-Road	KX250	1987-1991
WPPF028		Kawasaki	Off-Road	KX250	1992-2008
WPPF029		Kawasaki	Off-Road	KX250F	2004
WPPF058		Kawasaki	Off-Road	KX250F	2005
WPPF059		Kawasaki	Off-Road	KX250F	2006-2018
WPPF038		Kawasaki	Off-Road	KX450F	2006-2018
WPPF027		Kawasaki	Off-Road	KX500	1987-2004
WPPF023		Kawasaki	Off-Road	KX60 / KX65	1985-2018
WPPF037		Kawasaki	Off-Road	KX80	1985-1987
WPPF047		Kawasaki	Off-Road	KX80	1979-1980
WPPF024		Kawasaki	Off-Road	KX80 / KX85 / KX100	1998-2018
WPPF003		KTM	Off-Road	125SX, EXC, XC-W/ 144SX / 150SX, EXC, XC-W, 200SX, EXC	1998-2018
WPPF060		KTM	Off-Road	250EXC	2004-2012
WPPF030		KTM	Off-Road	250EXC-F	2007-2013
WPPF060		KTM	Off-Road	250SX	1995-2012
WPPF030		KTM	Off-Road	250SX-F	2006-2012
WPPF070		KTM	Off-Road	250SX-F	2013-2015
WPPF085		KTM	Off-Road	250SX-F	2016-2017
WPPF060		KTM	Off-Road	300EXC	1991-2012
WPPF070		KTM	Off-Road	350EXC-F / 350 Freeride	2012-2015
WPPF070		KTM	Off-Road	350SX-F	2011-2015
WPPF085		KTM	Off-Road	350SX-F	2016-2017
WPPF060		KTM	Off-Road	360SX / 360EXC / 380SX / 380EXC	1996-2002
WPPF076		KTM	Off-Road	400 LC4	1998-2001
WPPF075		KTM	Off-Road	400EXC	2009
WPPF075		KTM	Off-Road	450EXC	2009-2011
WPPF071		KTM	Off-Road	450EXC / 450SMR / 525SX / 525EXC	2004-2007
WPPF072		KTM	Off-Road	450EXC / 525SX / 525EXC	2003
WPPF074		KTM	Off-Road	450EXC / 530EXC	2008
WPPF070		KTM	Off-Road	450SMR	2013-2014
WPPF073		KTM	Off-Road	450SMR / 505SX	2008
WPPF071		KTM	Off-Road	450SX	2004-2006
WPPF073		KTM	ATV and UTV	450SX / 505SX	2009-2010
WPPF073		KTM	Off-Road	450SX-F	2007-2011
WPPF070		KTM	Off-Road	450SX-F / 450EXC	2012-2017
WPPF072		KTM	ATV and UTV	450XC	2008-2009
WPPF070		KTM	Off-Road	500EXC	2012-2017
WPPF070		KTM	Off-Road	500XC-W	2012-2016
WPPF073		KTM	Off-Road	505XC-F	2009
WPPF072		KTM	Off-Road	520SX / 520EXC	2000-2002
WPPF071		KTM	Off-Road	525SMR / 560SMR	2004-2005
WPPF072		KTM	ATV and UTV	525XC	2008-2012
WPPF077		KTM	Off-Road	60SX / 65SX	1997-2018
WPPF076		KTM	Off-Road	625SXC	2002-2007
WPPF076		KTM	Off-Road	640 LC4	1998-2006
WPPF078		KTM	Off-Road	85SX / 105SX	2003-2017
WPPF071		Polaris	ATV and UTV	Outlaw 450 MXR	2008-2010
WPPF071		Polaris	ATV and UTV	Outlaw 525	2007-2011
WPPF022		Polaris	ATV and UTV	Predator 400	2003-2004
WPPF046		Polaris	ATV and UTV	Predator 400	2005
WPPF022		Suzuki	Off-Road	DRZ400	2000-2018

FRICION PLATES, continued

Part Number	Pricing	Make	Market	Model	Years
WPPF057		Suzuki	ATV and UTV	LTR450	2006-2011
WPPF022		Suzuki	ATV and UTV	LTZ400	2003-2004
WPPF046		Suzuki	ATV and UTV	LTZ400	2005-2018
WPPF020		Suzuki	Off-Road	RM125	1992-2001
WPPF021		Suzuki	Off-Road	RM125	2002-2010
WPPF034		Suzuki	Off-Road	RM250	1996-2002
WPPF035		Suzuki	Off-Road	RM250	2003-2005
WPPF055		Suzuki	Off-Road	RM250	1992-1993
WPPF056		Suzuki	Off-Road	RM250	2006-2010
WPPF023		Suzuki	Off-Road	RM60 / RM65	2003-2005
WPPF019		Suzuki	Off-Road	RM80 / RM85	1989-2018
WPPF069		Suzuki	Off-Road	RMX450Z	2010-2018
WPPF029		Suzuki	Off-Road	RMZ250	2004
WPPF058		Suzuki	Off-Road	RMZ250	2005-2006
WPPF068		Suzuki	Off-Road	RMZ250	2007-2010
WPPF081		Suzuki	Off-Road	RMZ250	2011-2018
WPPF033		Suzuki	Off-Road	RMZ450	2005-2018
WPPF015		Yamaha	Off-Road	WR250	1994-1997
WPPF043		Yamaha	Off-Road	WR250	1991-1993
WPPF014		Yamaha	Off-Road	WR250F	2001-2013
WPPF017		Yamaha	Off-Road	WR450F	2004
WPPF031		Yamaha	Off-Road	WR450F	2005-2015
WPPF066		Yamaha	ATV and UTV	YFM250R Raptor	2008-2013
WPPF065		Yamaha	ATV and UTV	YFM350 Warrior / YFM350R Raptor	1987-2013
WPPF009		Yamaha	ATV and UTV	YFM660R Raptor	2001-2005
WPPF045		Yamaha	ATV and UTV	YFM700R Raptor	2006-2018
WPPF010		Yamaha	ATV and UTV	YFS200 Blaster	1988-2006
WPPF008		Yamaha	ATV and UTV	YFZ350 Banshee	1987-2006
WPPF018		Yamaha	ATV and UTV	YFZ450	2004-2006
WPPF054		Yamaha	ATV and UTV	YFZ450 / YFZ450X	2007-2013
WPPF031		Yamaha	ATV and UTV	YFZ450R	2009-2013
WPPF084		Yamaha	ATV and UTV	YFZ450R	2014-2018
WPPF012		Yamaha	Off-Road	YZ125	1993-97; 2005-2018
WPPF013		Yamaha	Off-Road	YZ125	2001-2004
WPPF041		Yamaha	Off-Road	YZ125	1991-1992
WPPF042		Yamaha	Off-Road	YZ125	1998-1999
WPPF015		Yamaha	Off-Road	YZ250 / YZ250X	1993-2018
WPPF043		Yamaha	Off-Road	YZ250	1991-1992
WPPF052		Yamaha	Off-Road	YZ250	1988-1990
WPPF014		Yamaha	Off-Road	YZ250F	2001-2008
WPPF067		Yamaha	Off-Road	YZ250F	2009-2018
WPPF067		Yamaha	Off-Road	YZ250FX	2015-2018
WPPF067		Yamaha	Off-Road	WR250F	2015-2018
WPPF016		Yamaha	Off-Road	YZ400F / WR400F	1998-2000
WPPF044		Yamaha	Off-Road	YZ426F	2000
WPPF053		Yamaha	Off-Road	YZ426F / WR426F	2001-2002
WPPF017		Yamaha	Off-Road	YZ450F	2003-2006
WPPF031		Yamaha	Off-Road	YZ450F	2007-2013
WPPF080		Yamaha	Off-Road	YZ450F	2014-2018
WPPF039		Yamaha	Off-Road	YZ80	1983-1992
WPPF040		Yamaha	Off-Road	YZ80	1993-1994
WPPF011		Yamaha	Off-Road	YZ80 / YZ85	1995-2018

DRIVEN PLATES, A: Aluminum plates, S: Steel plates

Part Number	Pricing	Make	Market	Model	Years
WPPS023		Gas Gas	Off-Road	EC250F / EC300F	2010-2015
WPPA001		Honda	Off-Road	CR125R	1990-1999
WPPA002		Honda	Off-Road	CR125R	2000-2007
WPPA007		Honda	Off-Road	CR125R	1986-1989
WPPS002		Honda	Off-Road	CR125R	1990-1999
WPPS003		Honda	Off-Road	CR125R	2000-2007
WPPA003		Honda	Off-Road	CR250R	1994-2007
WPPA006		Honda	Off-Road	CR250R	1990-1993
WPPA005		Honda	Off-Road	CR250R / CR500R	1984-1989
WPPA006		Honda	Off-Road	CR500R	1990-2001
WPPS001		Honda	Off-Road	CR80R / CR85R	1984-2007
WPPS031		Honda	Off-Road	CRF150R	2007-2018
WPPS012		Honda	Off-Road	CRF250R	2004-2018
WPPS012		Honda	Off-Road	CRF250X	2004-2017
WPPS004		Honda	Off-Road	CRF450R	2002-2016
WPPS051		Honda	Off-Road	CRF450R / CRF450RX	2017-2018
WPPS004		Honda	Off-Road	CRF450X	2005-2017
WPPS004		Honda	ATV and UTV	TRX450R/ER	2004-2014
WPPS026		Honda	Off-Road	XR400R	1996-2004
WPPS032		Honda	Off-Road	XR600R	1985-2000
WPPS032		Honda	Off-Road	XR650R	2000-2007
WPPS012		Husaberg	Off-Road	FE250	2013
WPPA004		Husaberg	Off-Road	TE125	2012-2014
WPPS012		Husaberg	Off-Road	TE250	2011-2012
WPPS041		Husaberg	Off-Road	FE350 / FE450 / FE501	2013-2014
WPPS048		Husaberg	Off-Road	TE250 / TE300	2013-2014
WPPS041		Husqvarna	Off-Road	FC250 / FC350	2014-2015
WPPS050		Husqvarna	Off-Road	FC250 / FC350	2016-2017
WPPS041		Husqvarna	Off-Road	FE250 / FE350 / FE450 / FE501	2014-2017
WPPS041		Husqvarna	Off-Road	FC450	2014-2017
WPPS041		Husqvarna	Off-Road	FX450	2017
WPPS041		Husqvarna	Off-Road	FS450	2015-2017
WPPA004		Husqvarna	Off-Road	TE125	2014-2016
WPPA004		Husqvarna	Off-Road	TC125	2014-2018
WPPA004		Husqvarna	Off-Road	TX125	2017-2018
WPPA004		Husqvarna	Off-Road	TE150	2017
WPPS048		Husqvarna	Off-Road	TC250 / TE250 / TE300 / TX300	2014-2017
WPPS049		Kawasaki	Off-Road	KDX200 / KDX220	1995-2005
WPPS037		Kawasaki	Off-Road	KDX250	1991-1994
WPPS007		Kawasaki	Off-Road	KDX80	1982-1988
WPPS006		Kawasaki	ATV and UTV	KFX400	2003-2004
WPPS025		Kawasaki	ATV and UTV	KFX400	2005
WPPS006		Kawasaki	ATV and UTV	KFX450R	2008-2014
WPPS006		Kawasaki	Off-Road	KLX400	2003
WPPS006		Kawasaki	Off-Road	KLX450R	2008-2015
WPPS009		Kawasaki	Off-Road	KX125	1994-2008
WPPS011		Kawasaki	Off-Road	KX250	1992-2008
WPPS037		Kawasaki	Off-Road	KX250	1991
WPPS010		Kawasaki	Off-Road	KX250F	2004-2018
WPPS006		Kawasaki	Off-Road	KX450F	2006-2018
WPPS007		Kawasaki	Off-Road	KX60 / KX65	1985-2018
WPPS007		Kawasaki	Off-Road	KX80	1981-1984
WPPS027		Kawasaki	Off-Road	KX80	1985-1987
WPPS028		Kawasaki	Off-Road	KX80	1988-1990

DRIVEN PLATES, A: Aluminum plates, S: Steel plates

Part Number	Pricing	Make	Market	Model	Years
WPPS008		Kawasaki	Off-Road	KX80 / KX85 / KX100	1998-2018
WPPA004		KTM	Off-Road	125SX, EXC, XC-W / 144SX / 150SX, EXC, XC-W, 200SX, EXC	1998-2018
WPPS012		KTM	Off-Road	250EXC-F	2007-2013
WPPS041		KTM	Off-Road	250EXC-F	2014-2017
WPPS048		KTM	Off-Road	250SX / 250EXC / 300EXC	2013-2017
WPPS012		KTM	Off-Road	250SX-F	2006-2012
WPPS041		KTM	Off-Road	250SX-F	2013-2015
WPPS050		KTM	Off-Road	250SX-F	2016-2017
WPPS041		KTM	Off-Road	350EXC-F / 450SX-F / 450EXC / 500EXC	2012-2017
WPPS041		KTM	Off-Road	500XC-W	2012-2017
WPPS041		KTM	Off-Road	350SX-F	2011-2015
WPPS050		KTM	Off-Road	350SX-F	2016-2017
WPPS045		KTM	Off-Road	400EXC	2009
WPPS046		KTM	Off-Road	400EXC	2010-2011
WPPS044		KTM	Off-Road	450EXC	2003
WPPS044		KTM	Off-Road	450EXC / 450SMR	2006-2007
WPPS045		KTM	Off-Road	450EXC / 530EXC	2008
WPPS046		KTM	Off-Road	450EXC / 530EXC	2009-2011
WPPS041		KTM	Off-Road	450SMR	2013-2014
WPPS042		KTM	Off-Road	450SMR	2008
WPPS044		KTM	Off-Road	450SX	2006
WPPS043		KTM	Off-Road	450SX / 450EXC / 450SMR / 525SX / 525EXC / 525SMR	2004-2005
WPPS042		KTM	ATV and UTV	450SX / 505SX	2009-2010
WPPS042		KTM	Off-Road	450SX-F	2007-2011
WPPS044		KTM	ATV and UTV	450XC	2008-2009
WPPS042		KTM	Off-Road	505SX / 505XC-F	2008-2009
WPPS044		KTM	Off-Road	520SX / 520EXC	2002
WPPS044		KTM	Off-Road	525SX / 525EXC	2003; 2006-2007
WPPS044		KTM	ATV and UTV	525XC	2008-2012
WPPS044		KTM	Off-Road	560SMR	2004-2005
WPPS044		Polaris	ATV and UTV	Outlaw 450 MXR	2008-2010
WPPS044		Polaris	ATV and UTV	Outlaw 525	2007-2011
WPPS006		Polaris	ATV and UTV	Predator 400	2003-2004
WPPS025		Polaris	ATV and UTV	Predator 400	2005
WPPS006		Suzuki	Off-Road	DRZ400	2000-2018
WPPS013		Suzuki	ATV and UTV	LTR450	2006-2011
WPPS006		Suzuki	ATV and UTV	LTZ400	2003-2004
WPPS025		Suzuki	ATV and UTV	LTZ400	2005-2018
WPPS005		Suzuki	Off-Road	RM125	1992-2010
WPPS014		Suzuki	Off-Road	RM250	1996-2010
WPPS035		Suzuki	Off-Road	RM250	1988-91; 1994-1995
WPPS036		Suzuki	Off-Road	RM250	1992-1993
WPPS007		Suzuki	Off-Road	RM60 / RM65	2003-2005
WPPS010		Suzuki	Off-Road	RMZ250	2004-2018
WPPS013		Suzuki	Off-Road	RMZ450	2005-2018
WPPS013		Suzuki	Off-Road	RMX450Z	2010-2018
WPPS018		Yamaha	Off-Road	WR250	1994-1997
WPPS020		Yamaha	Off-Road	WR400F	1998-2000
WPPS021		Yamaha	Off-Road	WR426F	2001-2002
WPPS021		Yamaha	Off-Road	WR450F	2003-2004
WPPS038		Yamaha	ATV and UTV	YFM250R Raptor	2008-2013
WPPS040		Yamaha	ATV and UTV	YFM350 Warrior / YFM350R Raptor	1987-2013
WPPS020		Yamaha	ATV and UTV	YFM660R Raptor	2001-2005

DRIVEN PLATES, A: Aluminum plates, S: Steel plates

Part Number	Pricing	Make	Market	Model	Years
WPPS018		Yamaha	ATV and UTV	YFM700R Raptor	2006-2018
WPPS022		Yamaha	ATV and UTV	YFS200 Blaster	1998-2006
WPPS024		Yamaha	ATV and UTV	YFZ350 Banshee	1987-2006
WPPS018		Yamaha	ATV and UTV	YFZ450	2004-2013
WPPS018		Yamaha	ATV and UTV	YFZ450X	2011
WPPS018		Yamaha	ATV and UTV	YFZ450R	2009-2013
WPPS017		Yamaha	Off-Road	YZ125	1993-2018
WPPS033		Yamaha	Off-Road	YZ125	1991-1992
WPPS018		Yamaha	Off-Road	YZ250 / YZ250X	1991-2018
WPPS034		Yamaha	Off-Road	YZ250	1988-1990
WPPS023		Yamaha	Off-Road	YZ250F	2001-2018
WPPS023		Yamaha	Off-Road	YZ250FX	2015-2018
WPPS023		Yamaha	Off-Road	WR250F	2001-2018
WPPS020		Yamaha	Off-Road	YZ400F	1998-1999
WPPS021		Yamaha	Off-Road	YZ426F	2000-2002
WPPS021		Yamaha	Off-Road	YZ450F	2003-2006
WPPS018		Yamaha	Off-Road	YZ450F	2007-2018
WPPS018		Yamaha	Off-Road	WR450F	2005-2018
WPPS015		Yamaha	Off-Road	YZ80	1995-2001
WPPS039		Yamaha	Off-Road	YZ80	1993-1994
WPPS016		Yamaha	Off-Road	YZ85	2002-2018

CLUTCH SPRINGS

Part Number	Pricing	Make	Market	Model	Years
CSK034		Gas Gas	Off-Road	EC250F	2010-2015
CSK034		Gas Gas	Off-Road	EC300F	2013-2015
CSK033		Gas Gas	Off-Road	EC450F	2013-2015
CSK007		Honda	ATV and UTV	ATC250R / TRX250R	1985-1989
CSK002		Honda	Off-Road	CR125R	1986-1999
CSK003		Honda	Off-Road	CR125R	2000-2007
CSK005		Honda	Off-Road	CR250R	1990-1996
CSK006		Honda	Off-Road	CR250R	1997-2007
CSK047		Honda	Off-Road	CR500R	1990-2001
CSK001		Honda	Off-Road	CR80R / CR85R	1984-2007
CSK010		Honda	Off-Road	CRF150R	2007-2018
CSK004		Honda	Off-Road	CRF250R	2004-2009
CSK050		Honda	Off-Road	CRF250R	2010-2013
CSK052		Honda	Off-Road	CRF250R	2014-2018
CSK004		Honda	Off-Road	CRF250X	2004-2017
CSK006		Honda	Off-Road	CRF450R (2009-2016 is 6 spring conversion)	2002-2016
CSK044		Honda	Off-Road	CRF450R (Stock 4 spring design)	2009-2010
CSK053		Honda	Off-Road	CRF450R (Stock 5 spring design)	2011-2012
CSK006		Honda	Off-Road	CRF450X	2005-2017
CSK006		Honda	Off-Road	CRF450R, CRF450RX	2017-2018
CSK009		Honda	ATV and UTV	TRX400EX / TRX400X	1999-2014
CSK006		Honda	ATV and UTV	TRX450R/ER	2004-2014
CSK007		Honda	Off-Road	XR400R	1996-2004
CSK043		Honda	Off-Road	XR600R	1985-2000
CSK044		Honda	Off-Road	XR650R	2000-2007

CLUTCH SPRINGS, continued

Part Number	Pricing	Make	Market	Model	Years
CSK002		Husaberg	Off-Road	FE250	2013
CSK003		Husaberg	Off-Road	TE125	2012-2014
CSK002		Husaberg	Off-Road	TE250	2011-2012
CSK011		Husaberg	Off-Road	TE300	2011-2012
CSK051		Husqvarna	Off-Road	FC250 / FC350	2014-2015
CSK045		Husqvarna	Off-Road	TC85	2014-2017
CSK003		Husqvarna	Off-Road	TE125	2014-2016
CSK003		Husqvarna	Off-Road	TC125	2014-2015
CSK046		Husqvarna	Off-Road	TC125	2016
CSK014		Kawasaki	Off-Road	KDX200 / KDX220	1995-2005
CSK019		Kawasaki	ATV and UTV	KFX400	2003-2006
CSK020		Kawasaki	ATV and UTV	KFX450R (Stock 5 spring design)	2008-2014
CSK019		Kawasaki	Off-Road	KLX400	2003
CSK020		Kawasaki	Off-Road	KLX450R	2008-2015
CSK014		Kawasaki	Off-Road	KX125	1994-2002
CSK015		Kawasaki	Off-Road	KX125	2003-2008
CSK016		Kawasaki	Off-Road	KX250	1992-2007
CSK015		Kawasaki	Off-Road	KX250F	2004
CSK017		Kawasaki	Off-Road	KX250F	2005-2018
CSK006		Kawasaki	Off-Road	KX450F 6 spring conversion	2006-2017
CSK020		Kawasaki	Off-Road	KX450R (Stock 5 spring design)	2006-2018
CSK018		Kawasaki	Off-Road	KX500	1987-2004
CSK012		Kawasaki	Off-Road	KX60 / KX65	1985-2018
CSK013		Kawasaki	Off-Road	KX80 / KX85 / KX100	1998-2018
CSK045		KTM	Off-Road	105SX	2004-2011
CSK003		KTM	Off-Road	125EXC	98-05; 09-10; 13-16
CSK046		KTM	Off-Road	125EXC	2011-2012
CSK003		KTM	Off-Road	125SX	1998-05; 2009-15
CSK046		KTM	Off-Road	125SX	2016
CSK002		KTM	Off-Road	125SX / 125EXC	2006-2008
CSK046		KTM	Off-Road	144SX	2008
CSK046		KTM	Off-Road	150SX / 150XC-W	2009-2017
CSK046		KTM	Off-Road	200EXC	1998-2016
CSK046		KTM	Off-Road	200SX	2003-2005
CSK011		KTM	Off-Road	250EXC	2004-2012
CSK002		KTM	Off-Road	250EXC-F	2007-2013
CSK011		KTM	Off-Road	250SX / 300EXC	1996-2012
CSK002		KTM	Off-Road	250SX-F	2006-2012
CSK051		KTM	Off-Road	250SX-F	2013-2015
CSK051		KTM	Off-Road	350SX-F	2011-2015
CSK011		KTM	Off-Road	360SX / 360EXC	1996-1997
CSK011		KTM	Off-Road	380SX / 380EXC	1998-2002
CSK049		KTM	Off-Road	400EXC	2009-2011
CSK057		KTM	Off-Road	450EXC	2003-2007
CSK049		KTM	Off-Road	450EXC / 530EXC	2008-2011
CSK057		KTM	Off-Road	450SMR	2004-2008
CSK047		KTM	Off-Road	450SMR / 505SX / 505XC-F	2008
CSK057		KTM	Off-Road	450SX	2004-2006
CSK047		KTM	ATV and UTV	450SX / 505SX	2009-2010
CSK047		KTM	Off-Road	450SX-F	2007-2011
CSK041		KTM	ATV and UTV	450XC	2008-2009
CSK057		KTM	Off-Road	505SX / 505XC-F	2008-2009
CSK057		KTM	Off-Road	520SX / 520EXC	2000-2002
CSK057		KTM	Off-Road	525SMR	2004-2005

CLUTCH SPRINGS, continued

Part Number	Pricing	Make	Market	Model	Years
CSK057		KTM	Off-Road	525SX / 525EXC	2003-2007
CSK041		KTM	ATV and UTV	525XC	2008-2012
CSK058		KTM	Off-Road	625SXC	2002-2007
CSK058		KTM	Off-Road	640 LC4	2002-2006
CSK048		KTM	Off-Road	65SX	2000-2008
CSK045		KTM	Off-Road	85SX	2003-2017
CSK057		Polaris	ATV and UTV	Outlaw 450 MXR	2008-2010
CSK057		Polaris	ATV and UTV	Outlaw 525	2007-2011
CSK019		Polaris	ATV and UTV	Predator 400	2003-2005
CSK042		Suzuki	Off-Road	DRZ250	2001-2007
CSK019		Suzuki	Off-Road	DRZ400	2000-2018
CSK025		Suzuki	ATV and UTV	LTR450	2006-2011
CSK019		Suzuki	ATV and UTV	LTZ400	2003-2018
CSK020		Suzuki	Off-Road	RM125	1992-2000
CSK022		Suzuki	Off-Road	RM125	2001-2010
CSK023		Suzuki	Off-Road	RM250	1992-93; 1996-97
CSK024		Suzuki	Off-Road	RM250	1998-2005
CSK025		Suzuki	Off-Road	RM250	2006-2010
CSK012		Suzuki	Off-Road	RM60 / RM65	2003-2005
CSK021		Suzuki	Off-Road	RM80 / RM85	1989-2018
CSK015		Suzuki	Off-Road	RMZ250	2004
CSK017		Suzuki	Off-Road	RMZ250	2005-2006
CSK026		Suzuki	Off-Road	RMZ250	2007-2009
CSK052		Suzuki	Off-Road	RMZ250	2010-2018
CSK027		Suzuki	Off-Road	RMZ450	2005-2018
CSK027		Suzuki	Off-Road	RMX450Z	2010-2018
CSK032		Yamaha	Off-Road	WR250	1991-1997
CSK034		Yamaha	Off-Road	WR250F	2001-2013
CSK035		Yamaha	Off-Road	WR400F	1998-2000
CSK033		Yamaha	Off-Road	WR426F / WR450F	2001-2015
CSK031		Yamaha	ATV and UTV	YFM250R Raptor	2008-2013
CSK031		Yamaha	ATV and UTV	YFM350 Warrior / YFM350R Raptor	1987-2013
CSK031		Yamaha	ATV and UTV	YFM660R Raptor	2001-2005
CSK036		Yamaha	ATV and UTV	YFM700R Raptor	2006-2018
CSK040		Yamaha	ATV and UTV	YFS200 Blaster	1988-2006
CSK037		Yamaha	ATV and UTV	YFZ350 Banshee	1987-2006
CSK038		Yamaha	ATV and UTV	YFZ450	2004-2006
CSK039		Yamaha	ATV and UTV	YFZ450	2007-2013
CSK039		Yamaha	ATV and UTV	YFZ450R	2009-2013
CSK030		Yamaha	Off-Road	YZ125	1993-01; 2005-18
CSK031		Yamaha	Off-Road	YZ125	2002-2004
CSK032		Yamaha	Off-Road	YZ250	1988-2001
CSK033		Yamaha	Off-Road	YZ250	2002-2018
CSK035		Yamaha	Off-Road	YZ250X	2016-2018
CSK034		Yamaha	Off-Road	YZ250F	2001-2007
CSK059		Yamaha	Off-Road	YZ250F	2014-2018
CSK035		Yamaha	Off-Road	YZ400F	1998-1999
CSK039		Yamaha	Off-Road	YZ426F	2000
CSK033		Yamaha	Off-Road	YZ426F / YZ450F	2000-2006
CSK036		Yamaha	Off-Road	YZ450F	2007-2017
CSK036		Yamaha	Off-Road	YZ450FX	2016-2018
CSK036		Yamaha	Off-Road	WR450F	2016-2018
CSK028		Yamaha	Off-Road	YZ80	1993-1994
CSK029		Yamaha	Off-Road	YZ80 / YZ85	1995-2018

CLUTCH RUBBERS

Part Number	Pricing	Make	Used with Basket	Model	Years
W6241-8		Honda	WPP3025, 3005	CR125R	1987-2007
W6186-8		Honda	WPP3009	CR250R	1992-2007
W6241-8		Honda	WPP3005, 3056	CRF250R	2004-2017
W6241-8		Honda	WPP3005	CRF250X	2004-2017
W6186-8		Honda	WPP3009, 3044	CRF450R	2002-2016
W6186-8		Honda	WPP3009	CRF450X	2005-2017
W6241-8		Husaberg	WPP3033	TE125	2012-2014
W6241-8		Husqvarna	WPP3033	TC125 / TE125 / TX125	2014-2018
W6247-8		Kawasaki	WPP3042	KFX450R	2008-2014
W6247-8		Kawasaki	WPP3036	KLX450R	2008-2015
W6243-8		Kawasaki	WPP3007, 3026	KX125	1994-2008
W6247-8		Kawasaki	WPP3010, 3048	KX250	1992-2008
W6596-8		Kawasaki	WPP3035	KX250F	2006-2018
W6247-8		Kawasaki	WPP3036	KX450F	2006-2018
W6246-8		Kawasaki	WPP3014	KX80 / KX85 / KX100	1998-2018
W6241-8		KTM	WPP3033, 3047	125SX, EXC, XC-W / 144SX / 150SX, EXC, XC-W, 200SX, EXC	1998-2018
W6244-8		Suzuki	WPP3008	RM125	1992-2010
W6245-8		Suzuki	WPP3011	RM250	1996-2010
W6245-8		Suzuki	WPP3057	RMZ250	2007-2018
W6596-8		Suzuki	WPP3027, 3035	RMZ250	2004-2006
W6595-8		Suzuki	WPP3034, 3049	RMZ450	2005-2018
W6594-8		Yamaha	WPP3031	WR450F	2003-2015
W6094-8		Yamaha	WPP3002	YFZ350 Banshee	1987-2006
W6243-6		Yamaha	WPP3004	YZ125	1994-2004
W6243-8		Yamaha	WPP3012	YZ250 / YZ250X	1993-2018
W6594-8		Yamaha	WPP3031	YZ450F	2004-2017
W6594-8		Yamaha	WPP3031	YZ450FX	2016-2018
W6594-8		Yamaha	WPP3031	WR450F	2004-2018
W6594-8		Yamaha	WPP3031	YFZ450R	2009-2010



CLUTCH COVER

Part Number	Pricing	Make	Market	Model	Years
WPPC003		Honda	Off-Road	CR250R	2002-2007
WPPC038		Honda	Off-Road	CRF250R	2010-2017
WPPC002		Honda	Off-Road	CRF250R	2004-2009
WPPC002		Honda	Off-Road	CRF250X	2005-2017
WPPC037		Honda	Off-Road	CRF450R	2009-2016
WPPC004		Honda	Off-Road	CRF450R	2002-2008
WPPC004		Honda	ATV and UTV	TRX450R	2004-2005
WPPC044		Honda	ATV and UTV	TRX450R/ER	2006-2014
WPPC033		Husaberg	Off-Road	TE125	2012-2014
WPPC032		Husqvarna	Off-Road	TC85	2014-2017
WPPC033		Husqvarna	Off-Road	TC125 / TE125	2014-2015
WPPC040		Kawasaki	Off-Road	KX250F	2009-2016
WPPC010		Kawasaki	Off-Road	KX250F	2004-2008
WPPC012		Kawasaki	Off-Road	KX450F	2006-2015
WPPC012		Kawasaki	ATV and UTV	KFX450R	2008-2014
WPPC032		KTM	Off-Road	105SX	2004-2011
WPPC033		KTM	Off-Road	125SX	1998-2015
WPPC033		KTM	Off-Road	144SX / 150SX	2008-2015
WPPC033		KTM	Off-Road	200EXC	1998-2016
WPPC033		KTM	Off-Road	200SX	2003-2005
WPPC035		KTM	Off-Road	250EXC / 300EXC	2004-2012
WPPC035		KTM	Off-Road	250SX	2003-2012
WPPC032		KTM	Off-Road	85SX	2003-2017
WPPC042		Suzuki	Off-Road	RMZ250	2007-2018
WPPC010		Suzuki	Off-Road	RMZ250	2004-2006
WPPC016		Suzuki	Off-Road	RMZ450	2005-2007
WPPC043		Suzuki	Off-Road	RMZ450	2008-2017
WPPC043		Suzuki	Off-Road	RMX450Z	2010-2018
WPPC024		Yamaha	Off-Road	WR450F	2003-2015
WPPC024		Yamaha	ATV and UTV	YFZ450	2004-2013
WPPC024		Yamaha	ATV and UTV	YFZ450R	2009-2017
WPPC020		Yamaha	Off-Road	YZ125	2005-2018
WPPC015		Yamaha	Off-Road	YZ250 / YZ250X	1999-2018
WPPC021		Yamaha	Off-Road	YZ250F	2001-2013
WPPC021		Yamaha	Off-Road	WR250F	2001-2013
WPPC039		Yamaha	Off-Road	YZ450F / YZ450FX	2010-2018
WPPC039		Yamaha	Off-Road	WR450F	2016-2018
WPPC024		Yamaha	Off-Road	YZ450F	2003-2009
WPPC018		Yamaha	Off-Road	YZ85	2002-2018

CLUTCH COVER GASKETS

Part Number	Pricing	Make	Market	Model	Years
W6115		Honda	ATV and UTV	ATC250R / TRX250R	1985-1989
W6114		Honda	Off-Road	CR125R	1987-2007
W6116		Honda	Off-Road	CR250R	1992-2001
W6216		Honda	Off-Road	CR250R	2002-2007
W6220		Honda	Off-Road	CR80R / CR85R	1986-2007
W6649		Honda	Off-Road	CRF150R	2007-2018
W6338		Honda	Off-Road	CRF250R	2004-2009
W6338		Honda	Off-Road	CRF250X	2004-2017
W6217		Honda	Off-Road	CRF450R	2002-2008
W6690		Honda	Off-Road	CRF450R	2009-2016
W6215		Honda	ATV and UTV	TRX400EX	1999-2004
W6406		Honda	ATV and UTV	TRX450R	2004-2005
W6215		Honda	Off-Road	XR400R	1996-2004
W6390		Husqvarna	Off-Road	TC125 / TE125	2014-2016
W6223		Kawasaki	ATV and UTV	KFX400	2003-2006
W6222		Kawasaki	Off-Road	KLX400	2003
W6117		Kawasaki	Off-Road	KX125	1994-2002
W6118		Kawasaki	Off-Road	KX250	1993-2004
W6343		Kawasaki	Off-Road	KX250	2005-2008
W6339		Kawasaki	Off-Road	KX250F	2004-2008
W6797		Kawasaki	Off-Road	KX250F	2009-2018
W6119		Kawasaki	Off-Road	KX60	1985-2003
W6238		Kawasaki	Off-Road	KX65	2000-2018
W6221		Kawasaki	Off-Road	KX80 / KX85 / KX100	1998-2018
W6390		KTM	Off-Road	125SX / 125EXC / 144SX / 150SX / 200SX / 200EXC	1998-2016
W6340		Polaris	ATV and UTV	Predator 400	2003-2005
W6225		Suzuki	ATV and UTV	LTZ400	2003-2018
W6226		Suzuki	Off-Road	DRZ400	2000-2018
W6120		Suzuki	Off-Road	RM125	1992-2010
W6121		Suzuki	Off-Road	RM250	1996-2000
W6219		Suzuki	Off-Road	RM250	2001-2010
W6119		Suzuki	Off-Road	RM60	2003
W6238		Suzuki	Off-Road	RM65	2003-2005
W6224		Suzuki	Off-Road	RM80 / RM85	1989-2018
W6232		Yamaha	Off-Road	WR450F	2003-2015
W6233		Yamaha	ATV and UTV	YFM660R Raptor	2001-2005
W6235		Yamaha	ATV and UTV	YFS200 Blaster	1988-2006
W6124		Yamaha	ATV and UTV	YFZ350 Banshee	1987-2006
W6232		Yamaha	ATV and UTV	YFZ450	2004-2013
W6232		Yamaha	ATV and UTV	YFZ450R	2009-2018
W6122		Yamaha	Off-Road	YZ125	1994-2004
W6344		Yamaha	Off-Road	YZ125	2005-2018
W6125		Yamaha	Off-Road	YZ250	1990-1998
W6126		Yamaha	Off-Road	YZ250 / YZ250X	1999-2018
W6229		Yamaha	Off-Road	YZ250F	2001-2013
W6230		Yamaha	Off-Road	YZ400F / WR400F	1998-1999
W6123		Yamaha	Off-Road	YZ426F / WR400F / WR426F	2000-2002
W6232		Yamaha	Off-Road	YZ450F	2003-2009
W6809		Yamaha	Off-Road	YZ450F / YZ450FX	2010-2018
W6809		Yamaha	Off-Road	WR450F	2016-2018
W6227		Yamaha	Off-Road	YZ80	1993-2001
W6228		Yamaha	Off-Road	YZ85	2002-2018



FORGED CONSTRUCTION



***GUARANTEED FOR LIFE.
ASK FOR DETAILS.***

Racer Elite • 2-Stroke

Racer Elite • 4-Stroke

Off-Rd. • 2-Stroke

Off-Rd. • 4-Stroke

ATV • 2-Stroke

ATV • 4-Stroke

Street Bikes

PWC

Crankshafts

Clutch

Valve Train

Accessories

VALVE SHIM KITS & REFILLS

**Adjust Valve Clearance Easily,
for Nearly Any Bike or ATV!**



**Maintain
Optimum
Performance.**







"As an engine builder, I depend on the aftermarket company's to supply our company with parts we can depend on. Consistency and quality is what we demand. Wiseco's commitment and customer service has made it possible for Rage ATV Racing to bring home over 65 national AMA championship titles."

- Dee Manshack, Rage ATV Racing



- **Manufactured** to OEM standards
- **Each shim is heat treated** for long life and precision ground to exact sizes
- **Available** in 7.48mm, 8.85mm, 9.48mm, and 10.0mm diameter sizes



**VALVE SHIMS -
KITS & REFILLS**



Wiseco shim kits are through-hardened and precision ground to exact sizes.

Complete Valve Shim Kits			
Item	Pricing	Size Range	Description
VSK7		7.48mm diameter	47 sizes
VSK4		8.90mm diameter	23 sizes
VSK9		9.48mm diameter	47 sizes
VSK3		10.00mm diameter	28 sizes

VK: Complete Kits contain 47 shim thicknesses, 3 of each
VS: Refill packs contain 5 shims per package

Shim Refill Packs – 5 per package				
Thickness	7.48mm Dia.	8.90mm Dia.	9.48mm Dia.	10.0mm Dia.
1.20	VS7120		VS9120	
1.25	VS7125		VS9125	
1.30	VS7130		VS9130	
1.35	VS7135		VS9135	
1.40	VS7140		VS9140	
1.45	VS7145		VS9145	
1.50	VS7150		VS9150	
1.55	VS7155		VS9155	
1.60	VS7160		VS9160	
1.65	VS7165		VS9165	
1.70	VS7170		VS9190	
1.72		VS8172		
1.75	VS7175		VS9195	
1.76		VS8176		
1.80	VS7180	VS8180	VS9180	
1.84		VS8184		
1.85	VS7185		VS9185	VS0185
1.88		VS8188		
1.90	VS7190		VS9190	VS0190
1.92		VS8192		
1.95	VS7195		VS9195	VS0195
1.96		VS8196		
2.00	VS7200	VS8200	VS9200	VS0200
2.04				
2.05	VS7205		VS9205	VS0205
2.08		VS8208		
2.10	VS7210		VS9210	VS0210
2.12		VS8212		
2.15	VS7215		VS9215	VS0215
2.16		VS8216		
2.20	VS7220	VS8220	VS9220	VS0220
2.24		VS8224		
2.25	VS7225		VS9225	VS0225
2.28		VS8228		
2.30	VS7230		VS9230	VS0230
2.32		VS8232		
2.35	VS7235		VS9235	VS0235
2.36		VS8236		
2.40	VS7240	VS8240	VS9240	VS0240
2.44		VS8244		
2.45	VS7245		VS9245	VS0245
2.48				
2.50	VS7250		VS9250	VS0250
2.52		VS8252		

**SHIM DIAMETER &
APPLICATION GUIDE**

Model	Year	Model	Year
7.48mm DIRT BIKE HONDA		7.48mm STREET BIKE KAWASAKI	
CRF 150 R	2007-2018	ZXR 400	1990-1999
CRF 250 R	2004-2017	ZZR 600	1990-2006
CRF 250 X	2004-2017	ZX-6R	1995-2003
7.48mm STREET BIKE HONDA		ZX-636	2002-2006
VFR 800	2002-2007	ZX-6RR	2004-2009
CB 900 F	2002-2007	ER-6F/N	2006-2010
CBR 900 RR Fireblade	1992-1999	W 650	1999-2006
CBR 929 RR Fireblade	2000-2001	KLE 650 Versys	2007-2009
CBR 945 RR Fireblade	2002-2003	ZXR 750	1991-1995
CBR 1000 RR	2004-2008	ZX-7R	1996-2002
CBR 1100 XX Blackbird	1997-2003	Z 750	2004-2010
ST 1100	1991-2002	ZX-9R	1994-2003
ST 1300	2003-2007	Z 1000	2003-2009
GL 1800 Goldwing	2001-2008	ZX-10R	2004-2009
NRX1800 Valyrie	2004-2005	7.48mm DIRT BIKE SUZUKI	
7.48mm DIRT BIKE HUSQVARNA		RM-Z 250	2004-2018
TC 250	2010-2013	7.48mm STREET BIKE SUZUKI	
TE 250	2010-2013	AN 400 Burgman	2007-2009
TXC 250	2010-2013	RF 600	1993-1996
TE 310	2009-2013	GSX-R 600	1997-2009
TXC 310	2012-2013	GSR 600	2006-2009
TC 450	2005-2010	AN 650 Burgman	2003-2009
TE 450	2005-2010	DL 650 V-Strom	2004-2009
TXC 450	2008-2010	GSF 650 Bandit	2007-2008
SMR 450	2005-2010	SV 650	1999-2009
TC 510	2005-2010	SFV 650 Gladius	2009
TE 510	2005-2010	GSX-R 750	1994-2009
TXC 510	2008-2010	RF 900 R	1994-1996
SMR 510	2005-2010	GSX-R 1000	2001-2009
7.48mm DIRT BIKE KAWASAKI		GSX-R 1100 W	1993-1996
KLX 250	1993-1995	GSF 1250 Bandit	2007-2009
KX 250 F	2004-2018	GSX 1400	2002-2007
KLX 300	1997-2003		

Shim Refill Packs – 5 per package				
Thickness	7.48mm Dia.	8.90mm Dia.	9.48mm Dia.	10.0mm Dia.
2.55	VS7255		VS9255	VS0255
2.56		VS8256		
2.60	VS7260	VS8260	VS9260	VS0260
2.65	VS7265		VS9265	VS0265
2.70	VS7270		VS9290	VS0270
2.75	VS7275		VS9295	VS0275
2.80	VS7280		VS9280	VS0280
2.85	VS7285		VS9285	VS0285
2.90	VS7290		VS9290	VS0290
2.95	VS7295		VS9295	VS0295
3.00	VS7300		VS9300	VS0300
3.05	VS7305		VS9305	VS0305
3.10	VS7310		VS9310	VS0310
3.15	VS7315		VS9315	VS0315
3.20	VS7320		VS9320	VS0320
3.25	VS7325		VS9325	
3.30	VS7330		VS9330	
3.35	VS7335		VS9335	
3.40	VS7340		VS9340	
3.45	VS7345		VS9345	
3.50	VS7350		VS9350	

Model	Year
7.48mm DIRT BIKE YAMAHA	
YZ 250 F	2001-2013
WR 250 F	2001-2013
7.48mm STREET BIKE YAMAHA	
XP 500 T-Max	2001-2009
FZR 600	1989-1995
YZF 600 Thundercat	1996-2002
FZ6 Fazer	1998-2009
YZF-R6	1999-2006
YZF 750 R	1993-2000
GTS 1000	1993
FZR 1000	1989-1995
YZF 1000 R Thunderace	1996-2000
FZ1 Fazer	2001-2009
YZF-R1	1998-2006
7.48mm DIRT BIKE GAS-GAS	
EC 250 F	2010-2015
EC 300 F	2013-2015

8.90mm DIRT BIKE KTM	
250 SX-F	2005-2018
250 EXC-F	2007-2018
350 SX-F	2011-2018
350 EXC-F	2012-2018
Freeride 350	2012-2015
450 SX-F	2007-2016
450 EXC	2014-2016
500 EXC	2014-2018
500 XC-W	2012-2016
505 SX-F	2008
505 XC-F	2009
8.90mm STREET BIKE KTM	
450 SMR	2008-2014
8.90mm ATV KTM	
450 SX ATV	2009-2010
505 SX ATV	2009-2010
8.90mm DIRT BIKE HUSABERG	
FE 250	2013-2014
FE 350	2013-2014
8.90mm DIRT BIKE HUSQVARNA	
FC 250	2014-2018
FE 250	2014-2016
FC 350	2014-2018
FE 350	2014-2016
FX 350	2017-2018
FC 450	2014-2018
FE 450	2014-2016
FX 450	2017-2018
FS 450	2015-2016
FE 501	2014-2016

Model	Year
9.48mm DIRT BIKE HONDA	
CRF 450 R	2002-2018
CRF 450 RX	2017-2018
CRF 450 X	2005-2017
9.48mm STREET BIKE HONDA	
VTR 1000 F Superhawk	1998-2005
VTR 1000 SP1 / SP2	2000-2006
9.48mm ATV HONDA	
TRX 450 R / ER	2004-2014
9.48mm DIRT BIKE KAWASAKI	
KX 450 F	2006-2018
KLX 400 R	2003
KLX 450 R	2008-2013
9.48mm STREET BIKE KAWASAKI	
ZXR 750	1989-1990
VN 800 Vulcan	1995-1998
VN 800 Vulcan Classic	1996-2006
VN 800 Drifter	1999-2001
VN 900 Vulcan Classic	2006-2009
ZX 10	1988-1990
GPZ 1100	1995-1997
ZRX 1100	1997-1999
ZZR 1100	1990-1999
ZX-12 R	2000-2006
ZRX 1200	2001-2006
GTR 1400	2008-2009
ZZR 1400	2006-2009
9.48mm ATV KAWASAKI	
KFX 400	2003-2006
KFX 450 R	2008-2014
9.48mm PWC KAWASAKI	
STX-12 F	2003-2004
STX-15 F	2004-2010
Ultra LX	2007-2010
Ultra 250 X	2007-2008
Ultra 260 X	2009-2010
9.48mm DIRT BIKE SUZUKI	
DR-Z 400	2000-2016
RM-Z 450	2005-2017
RMX 450 Z	2010-2016

Model	Year
9.48mm STREET BIKE SUZUKI	
GSX 600 F	1988-1995
GSX-R 750	1991
TL 1000 S	1997-2001
TL 1000 R	1998-2000
DL 1000 V-Strom	2002-2009
SV 1000	2003-2007
GSX-R 1100	1991-1992
B-King 1300	2008-2009
GSX-1300 R Hayabusa	1999-2009
VZR 1800 Intruder	2006-2010
9.48mm ATV SUZUKI	
LT-Z 400	2003-2017
LT-R 450	2006-2011
LT 700 Kingquad	2006-2007
9.48mm DIRT BIKE YAMAHA	
TT-R 250	1999-2006
YZ 250 F	2014-2018
YZ 250 FX	2015-2018
WR 250 F	2015-2017
YZ 400 F	1998-1999
WR 400 F	1998-2000
YZ 426 F	2000-2002
WR 426 F	2001-2002
YZ 450 F / YZ 450 FX	2003-2017
WR 450 F	2003-2017
9.48mm STREET BIKE YAMAHA	
YP 400 Majesty	2004-2009
XTZ 750 Super Tenere	1989-1995
TDM 850	1991-2001
TRX 850	1996-1997
TDM 900	2002-2009
YZF-R1	2007-2010
FJR 1300	2001-2009
V-MAX 1700	2009
9.48mm ATV YAMAHA	
YFZ 450	2004-2013
YFZ 450 R	2009-2015
9.48mm DIRT BIKE HUSQVARNA	
TC 250	2005-2009
TE 250	2005-2009
TXC 250	2008-2009
9.48mm DIRT BIKE GAS-GAS	
EC 450 F	2013-2015

Model	Year
10.00mm DIRT BIKE KTM	
400 EXC	2009-2011
450 EXC-R	2008-2011
450 EXC	2012-2014
500 EXC	2012-2014
530 EXC-R	2008-2011
690 Enduro	2008-2010
690 Enduro R	2009-2011
950 Enduro	2006-2008
10.00mm STREET BIKE KTM	
690 Duke	2008-2011
690 Supermoto	2007-2009
690 SMC	2008-2011
950 Adventure	2002-2006
950 Supermoto	2005-2008
990 Adventure	2007-2012
990 Adventure R	2009-2012
990 Supermoto	2008-2013
990 Supermoto R	2009-2013
990 Superduke	2005-2012
990 Superduke R	2007-2013
1190 RC8	2008-2012
10.00mm DIRT BIKE HUSABERG	
FE 390	2010-2012
FE 450	2009-2014
FX 450	2010-2012
FE 501	2013-2014
FE 570	2009-2012
10.00mm DIRT BIKE BETA	
RR 350 Enduro	2011-2015
RR 400 Enduro	2010-2014
RR 450 Enduro	2010-2014
RR 498 Enduro	2012-2014
RR 520 Enduro	2010-2011
10.00mm DIRT BIKE HUSQVARNA	
FE 450	2014
FE 501	2014

ACCESSORIES

Tune into Power & Track Maintenance Intervals



**Data
Delivery
Advantage**







"Quality and dependability are two things I can always count on Wiseco to represent. They're continually on-hand when I need help with custom projects and prototype applications, which is why I've worked with them for over 30 years."

– Mark Baldwin,
Baldwin Motorsports, Inc.



- **Fuel management controllers** are plug and play so you can easily and quickly adjust fuel settings for common engine modifications
- **Hour meters record** running hours in real-time so you know when your next scheduled maintenance interval is coming
- **Hour meters require** no special programming



FUEL MANAGEMENT CONTROLLERS

Make	Segment	Model	Year Range	Controller	Controller Pricing
Arctic Cat	ATV / UTV	700 EFI	2007-2011	FMC001	
Arctic Cat	ATV / UTV	Wildcat 1000i	2012-2015	FMC155	
CAN AM	ATV / UTV	DS 450	2008-2015	FMC004	
CAN AM	ATV / UTV	Outlander 500/650/800	2006-2015	FMC005	
CAN AM	ATV / UTV	Renegade 500/650/800	2006-2015	FMC006	
CAN AM	ATV / UTV	Commander 800/1000	2010-2013	FMC149	
CAN AM	ATV / UTV	Outlander / Renegade 1000	2012-2015	FMC156	
Honda	ATV / UTV	Rancher 420	2007-2013	FMC007	
Honda	ATV / UTV	TRX680 F Rincon	2006-2015	FMC008	
Honda	ATV / UTV	TRX700	2008-2009	FMC009	
Kawasaki	ATV / UTV	Brute Force 750	2008-2014	FMC010	
Kawasaki	ATV / UTV	KFX 450	2008-2014	FMC011	
Kawasaki	ATV / UTV	Teryx	2009-2013	FMC012	
Polaris	ATV / UTV	Ranger 700XP	2006-2011	FMC013	
Polaris	ATV / UTV	RZR 800	2008-2010	FMC014	
Polaris	ATV / UTV	Sportsman 700/800	2005-2014	FMC016	
Polaris	ATV / UTV	Sportsman/Scrambler 850	2009-2015	FMC017	
Polaris	ATV / UTV	Ranger RZR 800, 800XP	2011-2014	FMC147	
Polaris	ATV / UTV	RZR 900	2011-2014	FMC148	
Polaris	ATV / UTV	RZR 570	2012-2014	FMC158	
Polaris	ATV / UTV	Sportsman 550	2010-2015	FMC159	
Suzuki	ATV / UTV	King Quad 450/700/750	2005-2015	FMC018	
Suzuki	ATV / UTV	LTR 450	2006-2011	FMC019	
Suzuki	ATV / UTV	LT-Z400 QuadSport	2009-2014	FMC020	
Yamaha	ATV / UTV	YFM550F Grizzly	2009-2015	FMC021	
Yamaha	ATV / UTV	YFM700F Grizzly	2006-2015	FMC022	
Yamaha	ATV / UTV	YFM700R Raptor	2006-2014	FMC023	
Yamaha	ATV / UTV	YFZ 450 all EFI models	2009-2014	FMC025	
Honda	Off Road	CRF250R	2010-2015	FMC138	
Honda	Off Road	CRF 450R	2009-2015	FMC026	
Kawasaki	Off Road	KX250F	2011	FMC143	
Kawasaki	Off Road	KX 450F	2009-2015	FMC027	
KTM	Off Road	250SX-F / 350SX-F / 450SX-F	2011-2015	FMC144	
Suzuki	Off Road	RMZ250	2010-2015	FMC140	
Suzuki	Off Road	RMZ450 / RMX450Z	2008-2016	FMC028	
Yamaha	Off Road	WR250X/R	2008-2015	FMC141	
Yamaha	Off Road	YZ450F	2010-2015	FMC139	

* To order controllers that are emissions legal per CARB EO D-664 for street legal use in California. Add -CA to end of part number.



Easily adjust fuel flow for modifications such as high-compression pistons, cams, intake and exhaust, to fine tune your bike. No dyno or computer needed! Complete with built-in accelerator pump tuning capability.

For race applications only.

- Plug N' Play installation
- Easy push button operation
- Easy air/fuel ratio adjustment
- 3 basic zones of operation
- Uses OEM base code

CONTROLLER MOUNTS



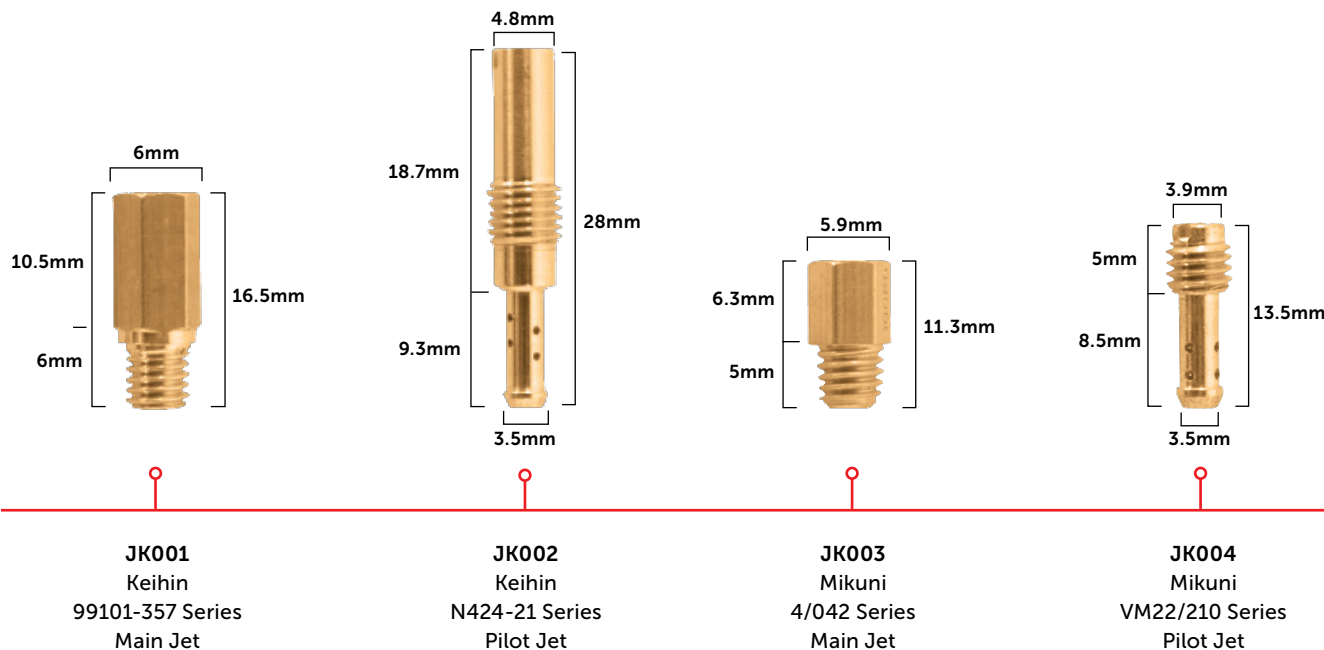
Easy to secure controller mounts – made of severe weather and impact resistant high strength Nylon polymer.

UNIVERSAL MOUNTS		
Part #	Price	Color
W6678A		Black
W6678B		Red
W6678C		Orange
W6678D		Yellow
W6678E		Green
W6678F		Blue

CARBURETOR JET KITS

Wiseco now carries jet kits for Keihin and Mikuni carburetors – High-precision OEM specification jets, sold in kits with five jets per size.

Part Number	Pricing	Replaces	Application
JK001		Keihin Main Jets	Keihin PWM Racing Carbs, CR Roundslide Carbs, FCR MX Carbs, Flatslide CR Carbs, PWK Carbs, PJ Carbs and PE Carbs, 99101-357 Series
JK002		Keihin Pilot Jets	Keihin FCR MX Carbs, PJ, PWK, PWM and some smoothbore Carbs, N424-21 series
JK003		Mikuni Main Jets	Mikuni VM Roundslide and TMX Carbs 4/42 series
JK004		Mikuni Pilot Jets	Mikuni VM22/210 series



HOUR METER & HOUR / TACHOMETER



HOUR METER & HOUR / TACHOMETER (with Log Book)

Part No.	Price	Description
W8061		Hour/Tachometer w/ adjustable input (re-settable MAX RPM)
W8062		Instrument Style Bracket
W8063		Hour Meter with Log Book

HOUR METER WITH LOG BOOK

Surface Mounted Inductive Meters provide what today's rider needs and expects from hour meters. Engines have strict maintenance schedules that must be followed to provide long life. Use our Hour Meter to keep track of your total time on machine. Plan oil changes, valve services, and other maintenance schedules. Every meter includes a Log Book for you to record service notes.

- This Hour Meter Works on all gasoline engines.
- Total hours accumulated is not re-settable and cannot be erased.
- Easy Installation -peel & stick two sided tape included, no wiring necessary, or attach with enclosed hardware.
- No Battery or Ground wire required.
- 100% epoxy encapsulated case water resistant.
- Records & Displays to 9,999.99 hours
- Hour glass symbol appears & flashes on/off to indicate counting time.
- Automatic Roll over
- Resolution 0.1 hour
- Hour Meter displays can be read at all times (whether power is applied or not)! There is no clicking like mechanical meters. Installation is easy with simple patented one wire wrap.
- Solid state electronics, modern LCD, superb environmental durability and enhanced functionality offer today's leading OEM's the best of all possibilities without sacrifice to performance, operation or budget.

HOUR/TACHOMETER WITH ADJUSTABLE INPUT, RESETTABLE MAX RPM AND LOG BOOK

Surface Mounted Inductive Meters provide what today's rider needs and expects from an hour meter. Our Hour Meters are the best selling hour meter on the market, no other meter can provide the same quality, reliability, and feature set.

- Our Hour/Tach meter has three adjustable inputs for dual or single spark ignition systems. Input is easily set with a touch of a button.
- Every hour meter from includes a Log book for quick referencing of your written service notes.
- This Hour Meter Works on all gasoline engines.
- It has Adjustable RPM input for dual or single spark ignition systems.
- Real Time reading of Tach up to 20,000 RPM's
- Records max RPM which is resettable.
- Total hours accumulated is not re-settable and cannot be erased.
- Log Book
- Easy Installation -peel & stick two sided tape included, no wiring necessary, or attach with enclosed hardware.
- No Battery or Ground wire required.
- 100% epoxy encapsulated case water resistant.
- Records & Displays to 9,999.99 hours
- Hour glass symbol appears & flashes on/off to indicate counting time.
- Automatic Roll over
- Resolution 0.1 hour
- Hour Meter displays can be read at all times (whether power is applied or not)! There is no clicking like mechanical meters. Installation is easy with simple patented one wire wrap.
- Solid state electronics, modern LCD, superb environmental durability and enhanced functionality offer today's leading OEM's the best of all possibilities without sacrifice to performance, operation or budget.

CRANKSHAFT ACCESSORIES • PINS & BEARINGS

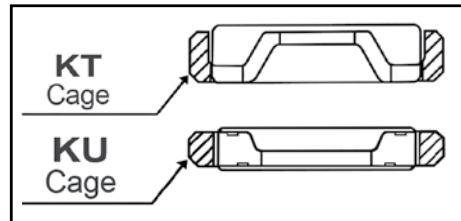
Limited stock available

CRANK PINS			
Part #	Diameter mm	Length mm	Type
W5787	16	30	Solid
W5788	20	43	Hollow
W5791	22	46.5	Hollow
W5794	22	54	Hollow
W5796	22	54.5	Hollow
W5797	22	56.5	Hollow
W5798	24	48	Solid
W5800	24	52	Solid
W5802	24	55	Solid

CRANK PINS			
Part #	Diameter mm	Length mm	Type
W5804	24	58	Hollow
W5811	24.3	54	Hollow
W5818	26	53	Solid
W5819	26	54.5	Hollow
W5820	26	55	Solid
W5831	38	65	Hollow
W5857	28	57	Solid
W6451	30	13	Oiling


CRANK PIN BEARINGS				
Part #	Type	ID	OD	Width
B1045	KU	20	26	14
B1046	KU	22	28	14
B1047	KU	22	28	16
B1048	KU	22	29	17
B1049	KU	24	31	17
B1050	KU	24	32	20
B1051	KU	25	32	20
B1052	KU	32	41	18
B1053	KU	34	43	20
B1057	KT	24.3	32.3	16
B1058	KT	24.6	30.6	15
B1059	KU	25	32	16
B1062	KT	26	34	20
B1063	KU	28	35	16
B1066	KU	38	48	23
B1067	KT	24	30	15
B1068	KT	25	34	17.8

CRANK PIN BEARINGS				
Part #	Type	ID	OD	Width
B1069	KU	30	38	18
B1070	KU	16	22	12
B1073	KT	17	23	14
B1077	KT	32	40	20
B1078	KU	25	32	16
B1079	KT	33	41	20
B1089	KU	32	40	18



Limited stock available

THRUST WASHERS		
Part #	ID	Thickness
W5864	24.3mm	1mm
W5838	24mm	2.5mm
W5979	24mm	1.5mm
W6027	27mm	1.5mm
W5772	24.8mm	1mm



PISTON PINS

HIGH TENSILE STEEL PINS

Part #	OD mm	Length mm	ID mm	Weight grams
S680	16	44.50	9.00	47.60
S688	17	42.00	10.00	46.00
S674	17	47.00	12.00	41.50
S665	18	47.00	12.00	51.50
S673	20	47.50	12.16	47.50
S698	20	60.00	12.00	93.41

UNCHROMED PINS (2 & 4-cycle use)

Part #	OD mm	Length mm	ID mm	Weight grams
S563	12	31.00	8.00	15
S634	12	31.01	9.00	11.8
S595	12	36.00	9.00	17
S538	12	39.00	8.00	19
S671	13	29.75	8.90	14.5
S517	14	38.35	10.00	22
S288	14	41.00	10.00	23
S485	14	45.25	9.00	31
S394	14	48.00	9.00	33
S635	15	41.00	9.00	32.9
S467	15	41.00	10.00	36
S632	15	47.00	9.50	34.4
S668	15	47.00	10.50	34.4
S637	16	44.00	11.00	33.7
S514	16	44.50	11.00	34
S270	16	46.99	11.00	36
S255	16	50.00	10.00	43
S256	16	52.00	10.00	44.8
S486	16	55.25	11.00	42
S271	16	57.00	10.00	54
S259	16	58.40	10.00	50
S507	17	46.18	11.00	43
S540	17	56.75	11.00	58
S506	18	46.18	12.00	46
S459	18	47.00	13.00	42
S482	18	49.50	12.00	50
S477	18	52.70	13.00	46
S508	18	53.50	13.00	48
S280	18	54.99	13.00	48
S257	18	56.00	13.00	49
S511	18	57.00	13.00	50
S484	18	58.20	12.00	63
S272	18	58.50	12.00	58
S513	18	58.50	13.00	51
S343	18	60.00	12.00	60
S277	18	65.50	12.00	64
S615	19	50.44	11.00	74.2
S475	19	58.50	12.00	77
S478	19.9	59.89	13.00	82
S423	20	55.50	15.00	56
S631	20	60.00	12.00	83
S512	20	60.00	15.00	59.8
S650	20	65.00	12.00	91.5
S461	20	65.00	15.00	64
S544	20	74.50	12.00	116
S392	20	77.50	13.00	108
S414	20	82.00	13.00	115
S568	21	66.50	16.00	69
S419	22.	54.00	15.00	85
S640	22	63.50	15.00	101.4
S539	22	63.50	17.00	70
S662	22	69.85	15.00	99
S428	22	82.00	15.00	129
S651	24	68.00	15.00	126.5
S598	24	68.00	18.00	96

DLC COATED PINS

Part #	OD mm	Length mm	ID mm	Weight grams
S660C	19	50.44	11.0	74
S677C	16	40.00	9.0	39
S682C	19	45.00	10.0	69
S686C	16	41.50	10.3	38
S708C	20	63.50	10.0	117
S709C	21	63.50	11.0	125
S710C	22	63.50	12.0	132
S721C	21	60.00	9.6	128
S722C	22	60.00	10.6	137
S729C	23	63.50	12.8	142
S742C	16	41.90	9.9	38
748-2050-16-9C	19	52.00	11.0	80
S759C	18	44.50	10.4	59

SUPERFINISHED OD (2 & 4-cycle use)

Part #	OD mm	Length mm	ID mm	Weight grams
S630	10	32.90	7.10	10
S592	13	39.00	8.00	25
S737	14	36.50	8.00	29.32
S593	14	44.00	9.00	31
S571	15	44.50	9.00	36
S525	15	50.00	9.00	44
S522	15	56.00	9.00	44
S526	15	60.00	9.00	52
S677	16	40.00	9.00	39
S686	16	41.50	10.50	37
S742	16	41.91	9.91	37.88
S646	16	44.40	10.00	42.7
S554	16	44.50	10.00	39
S271	16	57.00	10.00	54
S532	17	43.00	11.00	41
S533	17	52.35	11.00	49
S523	17	61.70	11.00	56.6
S557	17	61.70	9.00	78
S537	18	43.00	12.00	43
S600	18	47.00	10.00	64
S560	18	47.00	12.00	47
S524	18	57.00	12.00	56
S556	18	62.80	10.00	85
S278	18	62.81	12.00	62
S759	18	44.45	10.38	58.58
S531	19	46.00	11.90	55
S682	19	47.50	12.80	68.7
S660	19	50.44	11.00	73.8
S376	19	63.50	12.00	85
S675	20	45.00	13.00	63.8
S641	20	50.44	12.00	79.9
S549	20	50.85	13.00	64
S553	20	55.50	13.00	71
S520	20	60.00	13.00	76
S656	21	50.85	13.00	84.8
S561	21	50.85	14.00	68
S527	21	54.00	14.00	80
S529	21	70.00	14.00	104
S618	22	50.80	13.86	90
S550	22	50.85	15.00	71
S655	22	57.15	14.00	96.81
S566	22	63.50	15.00	89
S551	23	50.85	16.00	75
S591	23	54.00	16.00	79
S724	23	57.15	15.00	106.14
S626	23	63.50	15.00	117
S552	24	50.85	17.00	79
S627	24	63.50	16.00	123
S760	25.146	63.50	15.87	146.28

TOP END BEARINGS, MAIN BEARINGS & RETAINER CLIPS

TOP END BEARINGS

Part #	ID	OD	Length +0/- .2mm
B1084	10	14	12.5
B1041	12	15	14.5
B1042	12	15	16.3
B1000	12	16	15.5
B1043	12	16	14.8
B1015	12	17	14.2
B1006	14	18	17.5
B1080	14	18	15.8
B1012	14	18	15.8
B1018	14	18	19.8
B1083	14	18	16.8
W5215	14.3	19.1	15.75
B1001	15	19	17.3
B1013	15	19	19.8
B1038	15	20	17.8
B1016	16	20	19.8
B1021	16	20	22.5
B1082	16	20	19.8
B1008	16	21	19.5
B1005	16	21	22.5
B1037	18	22	19.8
B1003	18	22	21.8
B1022	18	22	23.5
B1014	18	23	21.8
B1002	18	23	23.8
B1036	19	24	24.8
B1071	20	24	23.8
B1072	20	24	22.8
B1039	20	25	21.8
B1023	20	25	24.8
B1031	20	25	22.8
B1004	20	25	27.8
B1024	20	26	23.8
B1081	21	25	23.8
B1030	22	27	24.8
B1074	22	27	22.8
W5839	23	28	21.7
B1075	24	29	24.8

MAIN BEARINGS

Wiseco PN	ID (mm)	OD (mm)	Width (mm)
B5005	20	47	14
B5008	20	52	15
B5009	22	56	16
B5010	22	56	16
B5053	22	56	16
B5024	25	52	15
B5012	25	55	15
B5013	25	62	16
B5006	25	62	17
B5014	25	62	17
B5019	25	62	17
B5025	25	62	17
B5046	25	62	17
B5011	28	68	18
B5034	28	72	18
B5017	30	62	13
B5002	30	62	16
B5039	30	62	16
B5041	30	62	16
B5044	30	62	20
B5036	30	64	16
B5052	30	72	16
B5048	30	72	18
B5000	30	72	19
B5003	30	72	19
B5021	30	72	19
B5050	30	72	19
B5055	30	72	19
B5047	30	76	17.5
B5045	32	65	17
B5035	32	72	30.1
B5026	35	72	17
B5040	35	72	17
B5042	35	72	17
B5004	35	80	21
B5016	35	80	21
B5037	35	80	21
B5049	35	80	21
B5054	39	60	16
B5038	39	65	18
B5043	40	80	18
B5001	40	90	23

RETAINER CLIPS

Part #	mm
CS13	13
CS20	20
CS22	22
CW10	10
CW12	12
CW13	13
CW14	14
CW15	15
CW16	16
CW17	17
CW18	18
CW19	19
CW20	20
CW21	21
CW22	22
CW23	23
CW24	24
CW26	23
CW28	21
W4958	20
W5263	19.045
W5333	18.5
W5413	.563"
W5414	.6875"
W5487	23.315
W5509	20
W5590	22
W5731	20
W5752	.927"
W5858	12.44
W5860	23
W5939	23
W6045	24
W6139	20.638
W6883	16



CYLINDER HONING PROCEDURE

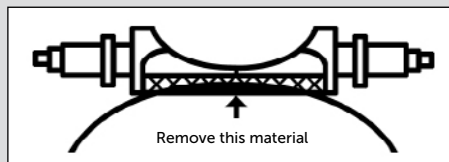
Cast Iron Sleeved Cylinders: To ensure proper ring seal, it is necessary to hone the cylinder with a rigid or brush hone. DO NOT install a new piston without honing the cylinder to break the glaze. Finish hone with a 280 grit. Cross hatch is necessary to ensure proper ring seal and adequate lubrication. If the cylinder is in good condition, simply honing the cylinder may be enough to restore the bore to an acceptable condition. However in some cases, boring may be necessary to insure the cylinder bore is within the tolerances outlined in the service manual.

Plated Cylinders: (Includes nickel ceramic coatings (Nikasil), chrome, Electrofusion, and boron composite.) If the plated cylinder is in good condition, honing may not be necessary. If deglazing is necessary, DO NOT use a ball hone. Use a rigid or brush type diamond hone. Plated cylinders cannot be bored oversize without replating or resleeving.

Any time a cylinder is bored or honed: All ports must be chamfered. The top of the cylinder should be deburred, and the bottom should be generously chamfered for ease of piston and ring installation. When boring a cylinder with an exhaust bridge, the face of the bridge must be relieved .002"-.004" to allow for bridge expansion. Without proper bridge clearance, engine damage could occur.

IMPORTANT: After honing, the cylinder must be washed with warm soapy water to remove all honing grit. Be sure to wash away any grit that may have traveled into the transfer and exhaust ports during honing. The cylinder is NOT clean until you can wipe the cylinder wall with a clean, oil dampened cloth and it does not pick up any honing grit. Lightly oil the cylinder bore to prevent oxidation and assist with piston installation.

Exhaust Power Valves (2-Stroke engines): When boring cylinders with exhaust power valves the exhaust power valve must be inspected to ensure it does not extend into the cylinder. The exhaust power valve must have approximately .015" clearance from the cylinder bore. Without proper clearance, the exhaust power valve could contact the piston and engine damage could occur. If machining the exhaust power valve is necessary, remove metal only in the area that extends into the cylinder bore. (See illustration)



HONING BRUSHES

NYLON SOFT HONE BRUSHES

Bore Range mm	Bore Range Inches	Part No.	Brush O.D.	Overall Length
45-57mm	1.77"-2.24"	W6075	2"	10"
57-70mm	2.24"-2.76"	W6076	3"	10"
63-76mm	2.48"-2.99"	W6077	4"	14"
76-89mm	2.99"-3.50"	W6078	4"	14"
89-102mm	3.50"-4.02"	W6079	4"	14"



TAPERED RING COMPRESSOR SLEEVES



- Machined from Wiseco sleeve forgings to offer the same toughness as Wiseco's forged pistons.
- Hard anodized and Teflon coated for low friction and prolonged wear resistance.
- Sleeves have a smooth radius that tapers down to the specific bore size.
- Compresses the piston rings smoothly and evenly.
- Greatly reduces the difficulty with installing thin high-performance oil rings.

RINGED COMPRESSOR SLEEVE

Part No.	Bore Size (mm)	Bore Size (in.)
RCS06550	65.50	2.579
RCS06600	66.00	2.598
RCS06650	66.50	2.618
RCS06700	67.00	2.638
RCS06750	67.50	2.657
RCS06800	68.00	2.677
RCS06900	69.00	2.716
RCS07000	70.00	2.756
RCS07200	72.00	2.835
RCS07300	73.00	2.874
RCS07400	74.00	2.913
RCS07500	75.00	2.953
RCS07550	75.50	2.972
RCS07600	76.00	2.992
RCS07680	76.80	3.024
RCS07700	77.00	3.031
RCS07750	77.50	3.051
RCS07800	78.00	3.071
RCS07900	79.00	3.110
RCS08000	80.00	3.150
RCS08100	81.00	3.189

Part No.	Bore Size (mm)	Bore Size (in.)
RCS08150	81.50	3.209
RCS08200	82.00	3.228
RCS08300	83.00	3.268
RCS08400	84.00	3.307
RCS08450	84.50	3.327
RCS08500	85.00	3.346
RCS08550	85.50	3.366
RCS08600	86.00	3.386
RCS08650	86.50	3.406
RCS08700	87.00	3.425
RCS08750	87.50	3.445
RCS08800	88.00	3.465
RCS08850	88.50	3.484
RCS08900	89.00	3.504
RCS08950	89.50	3.524
RCS09000	90.00	3.543
RCS09050	90.50	3.563
RCS09100	91.00	3.583
RCS09200	92.00	3.622
RCS09250	92.50	3.642
RCS09300	93.00	3.661






























Part No.	Bore Size (mm)	Bore Size (in.)
RCS09350	93.50	3.681
RCS09400	94.00	3.701
RCS09450	94.50	3.720
RCS09500	95.00	3.740
RCS09550	95.50	3.760
RCS09600	96.00	3.780
RCS09652	96.52	3.800
RCS09677	96.77	3.810
RCS09700	97.00	3.819
RCS09750	97.50	3.839
RCS09800	98.00	3.858
RCS09850	98.50	3.878
RCS09900	99.00	3.898
RCS09916	99.16	3.904
RCS09950	99.50	3.917
RCS10000	100.00	3.937
RCS10100	101.00	3.976
RCS10200	102.00	4.016
RCS10400	104.00	4.094



**ADAM
MCGILL**

RINGS • 2-STROKE

All Wiseco rings can be used in cast iron, nickel ceramic platings (Nikasil), boron composite, and Electrofusion bores.
CAUTION: Unless otherwise noted, Wiseco rings can NOT be used in chrome plated bores. Engine damage will occur.
*CSM & CDM rings are designed to be used in chrome bores.

Type	Thickness	Bore Range	Description
2-STROKE RINGS			
CS	1mm (.039") 	39 - 74mm (1.535 - 2.913")	Alloy steel, ferrox coated, chrome faced, internally notched.
CST	1mm (.039") 	54mm (2.126") & 66.4mm (2.614")	Alloy steel, ferrox coated, chrome faced, internally notched.
CSA	1mm (.039") 	44.5 - 73mm (1.752 - 2.874")	Alloy steel, ferrox coated, titanium nitride faced, internally notched.
CD	1mm (.039")  1mm (.039") 	39 - 74mm (1.535 - 2.913")	Alloy steel, ferrox coated, chrome faced, internally notched.
CDW	1mm (.039")  1mm (.039") 	73.4mm (2.890")	Alloy steel, ferrox coated, chrome faced, internally notched (for 2.04mm knock pin)
*CSM	1mm (.039") 	39 - 73mm (1.535 - 2.874")	Nodular iron, phosphate coated, internally notched (for use in • Chrome Bores)
*CDM	1mm (.039")  1mm (.039") 	39-73mm (1.535-2.874")	Nodular iron, phosphate coated, internally notched (for use in • Chrome Bores)
TC	1.2mm (.047") 	74.5 - 91mm (2.933 - 3.583")	Alloy steel, ferrox coated, chrome faced, internally notched.
TD	1.2mm (.047")  1.2mm (.047") 	74.5 - 91mm (2.933 - 3.583")	Alloy steel, ferrox coated, chrome faced, internally notched.
TDW	1.2mm (.047")  1.2mm (.047") 	74.8 - 81mm (2.945 - 3.189")	Alloy steel, ferrox coated, chrome faced, internally notched (for 2.04mm knock pin)
LT	2.0mm (.079") 	67.5 - 80mm (2.658 - 3.150")	Nodular iron, phosphate coated, chrome faced, internally notched, half-keystone, Dykes "L".
LK	2.0mm (.079")  	67.5 - 84mm (2.658 - 3.307")	LK ring package contains (1) LT ring, and (1) flat ring. The flat ring will be a CS style for bore sizes up to 74mm; TC style for 74.25mm bores and larger.
LF	2.0mm (.079")  2.0mm (.079") 	81 - 84mm (3.189 - 3.307")	The LF ring package contains (1) Nodular iron, phosphate coated, chrome faced, internally notched, half-keystone, Dykes "L" top ring, and (1) cast iron, phosphate coated, internally notched second ring.
KA	1.5mm (.059") 	55.57 - 98.9mm (2.188 - 3.894")	Alloy steel, ferrox coated, chrome faced, side notched, half-keystone.
KD	1.5mm (.059")  1.5mm (.059") 	55.57 - 98.9mm (2.188 - 3.894")	Alloy steel, ferrox coated, chrome faced, side notched, half-keystone.
KB	1.2mm (.047")  1.2mm (.047") 	82 - 85.25mm (3.228 - 3.356")	Alloy steel, ferrox coated, chrome faced, side notched, half-keystone.
KE	1.2mm (.047")  1.2mm (.047") 	65mm (2.559") & 66.5mm (2.618")	Alloy steel, ferrox coated, chrome faced, internally notched, half-keystone.
KF	1.2mm (.047")  1.2mm (.047") 	65mm (2.559") & 66.5mm (2.618")	Alloy steel, ferrox coated, chrome faced, internally notched, half-keystone.



































RINGS • 4-STROKE

All Wiseco rings can be used in cast iron, nickel ceramic platings (Nikasil), boron composite, and Electrofusion bores. CAUTION: With the exception of the XJ rings, Wiseco 4-stroke rings can NOT be used in chrome plated bores. Engine damage will occur.

*XJ rings are designed to be used in chrome bores.

Type	Bore Range	Top Ring	2nd Ring	Oil Ring
4-STROKE RINGS				
EK	96 - 98mm (3.780 - 3.858")	0.7mm (.028") Alloy steel, flat faced	1.2mm (.047") Cast iron, phosphate coated, taper faced	2mm (.079") 2 piece cast iron oil assembly, phosphate coated
GFX	93.54 - 105.61mm (3.683- 4.158")	1.2mm (.047") Alloy steel, gas nitrided, positive twist	1.2mm (.047") Cast iron, phosphate coated, taper faced, under hook	3mm (.118") 3 piece oil assembly: Stainless steel flex-vent spacer, chrome faced rails
VA	97mm (3.819")	1.2mm (.047") Alloy steel, ferrox coated, chrome faced	1.5mm (.057") Cast iron, phosphate coated, taper faced	3mm (.118") 3 piece oil assembly: Stainless steel spacer, chrome faced rails
X	80.97 - 92.83mm (3.188 - 3.655")	1.58mm (.0625") Cast iron, moly barrel faced	1.58mm (.0625") Cast iron, taper faced, reverse torsion	3.9mm (.1525") 3 piece oil assembly: Stainless steel flex-vent spacer, chrome faced rails
XA	60 - 74.5mm (2.362-2.933")	0.8mm (.031") Alloy steel, ferrox coated, chrome faced	0.8mm (.031") Nodular iron, phosphate coated, taper faced	1.5mm (.059") 3 piece oil assembly: Stainless steel flex-vent spacer, chrome faced rails
XC	64-94mm (2.520-3.701")	1mm (.039") Alloy steel, ferrox coated, chrome faced	1.2mm (.047") Cast iron, phosphate coated, taper faced	2.8mm (.110") 3 piece oil assembly: Stainless steel spacer, chrome faced rails
XD	66-68mm (2.598-2.677")	1mm (.039") Alloy steel, ferrox coated, chrome faced	1.2mm (.047") Cast iron, phosphate coated, taper faced	2mm (.079") 3 piece oil assembly: Stainless steel spacer, chrome faced rails
XE	47-59mm (1.850-2.323")	1mm (.039") Alloy steel, ferrox coated, chrome faced	1.2mm (.047") Cast iron, phosphate coated, taper faced	2.5mm (.098") 3 piece oil assembly: Stainless steel spacer, chrome faced rails
XG	75-83mm (2.953-3.268")	1mm (.039") Alloy steel, ferrox coated, gas nitrided	1mm (.039") Nodular iron, phosphate coated, taper faced	2mm (.079") 3 piece oil assembly: Stainless steel flex-vent spacer, chrome faced rails
XH	95-102mm (3.740-3.977")	1.2mm (.047") Alloy steel, ferrox coated, chrome faced	1.5mm (.057") Cast iron, phosphate coated, taper faced	4mm (.057") 3 piece oil assembly: Stainless steel spacer, chrome faced rails
*XJ	95mm (3.740")	1.2mm (.047") Soft nitrided, nodular cast iron	1.5mm (.057") Cast iron, phosphate coated, taper faced	4mm (.158") 3 piece oil assembly: Stainless steel spacer, soft nitrided rails
XK	98.42 - 103.38mm (3.875 - 4.070")	1.5mm (.057") Cast iron, plasma moly faced	1.5mm (.057") Cast iron, reverse torsion taper faced	2.5mm (.098") 3 piece oil assembly: Stainless steel flex-vent spacer, chrome faced rails
XN	96.84mm (3.8125")	1.5mm (.057") Cast iron, plasma moly faced	1.5mm (.057") Cast iron, reverse torsion taper faced	3mm (.118") 3 piece oil assembly: Stainless steel flex-vent spacer, unplated rails
XP	92.01 - 96.01mm (3.663 - 3.780")	1.5mm (.057") Cast iron, plasma moly faced	1.5mm (.057") Cast iron, reverse torsion taper faced	3mm (.118") 3 piece oil assembly: Stainless steel flex-vent spacer, chrome faced rails
XQ	95 - 97.28mm (3.740 - 3.830")	1.5mm (.057") Cast iron, moly faced	1.5mm (.057") Cast iron, reverse torsion taper faced	3mm (.118") 3 piece oil assembly: Stainless steel flex-vent spacer, chrome faced rails

RINGS • 4-STROKE

Type	Bore Range	Top Ring	2nd Ring	Oil Ring
4-STROKE RINGS				
XR	85 - 94mm (3.346 - 3.701")	1mm (.039") Alloy steel, ferrox coated, chrome faced	 1.2mm (.047") Cast iron, phosphate coated, taper faced	 2mm (.079") 3 piece oil assembly: Stainless steel flex-vent spacer, chrome faced rails
XS	95 - 104mm (3.740 - 4.094")	1.2mm (.047") Alloy steel, ferrox coated, chrome faced	 1.5mm (.057") Cast iron, phosphate coated, taper faced	 2mm (.079") 3 piece oil assembly: Stainless steel flex-vent spacer, chrome faced rails
XU	77.00mm (3.031")	0.9mm (.035") Alloy steel, ferrox coated, chrome faced	 0.8mm (.031") Ductile iron, phosphate coated, taper faced	 1.5mm (.059") 3 piece oil assembly: Stainless steel flex-vent spacer, chrome faced rails
XX	75 - 100mm (2.953 - 3.937")	1mm (.039") Stainless steel, gas nitrided, barrel faced	 1.2mm (.047") Cast iron, phosphate coated, taper faced, under hook	 2.8mm (.110") 3 piece oil assembly: Stainless steel flex-vent spacer, chrome faced rails
XY	95-100mm (3.740 - 3.937")	1.2mm (.047") Alloy steel, ferrox coated, chrome faced	 1.5mm (.057") Cast iron, phosphate coated, taper faced	 3mm (.118") 3 piece oil assembly: Stainless steel flex-vent spacer, chrome faced rails
XL	65.09 - 67.63mm (2.563 - 2.663")	1.96mm (.077") Chrome faced Nodular iron	 No second ring	 2.8mm (.110") 3 piece oil assembly: Stainless steel spacer, chrome faced rails
XM	65.09 - 71.50mm (2.563 - 2.815")	1mm (.039") Alloy steel, ferrox coated, chrome faced	 No second ring	 2.8mm (.110") 3 piece oil assembly: Stainless steel spacer, chrome faced rails
YB	78mm (3.071") & 80mm (3.150")	0.9mm (.035") Stainless steel, gas nitrided, barrel faced	 No second ring	 1.5mm (.059") 3 piece oil assembly: Stainless steel flex-vent spacer, nitrided rails
YC	77mm (3.031")	0.8mm (.031") Alloy steel, phosphate coated, chrome faced positive twist	 No second ring	 1.5mm (.059") 3 piece oil assembly: Stainless steel flex-vent spacer, chrome faced rails
YE	95mm (3.740")	1mm (.039") Alloy steel, phosphate coated, chrome faced positive twist	 No second ring	 2mm (.079") 3 piece oil assembly: Stainless steel flex-vent spacer, chrome faced rails
YF	66mm (2.598")	.8mm (.031") Alloy steel, gas nitrided, barrel faced positive twist	 No second ring	 1.5mm (.057") 3 piece oil assembly: Stainless steel flex-vent spacer, chrome faced rails
ZB	107.95mm (4.250")	1.1mm (.043") Ductile iron, plasma moly face	 No second ring	 2mm (.079") 3 piece oil assembly: Stainless steel flex-vent spacer, chrome faced rails
ZC	89mm (3.504") & 91mm (3.583")	1mm (.039") Alloy steel, ferrox coated, chrome faced	 No second ring	 2.8mm (.110") 3 piece oil assembly: Stainless steel spacer, chrome faced rails
ZG	76mm (2.992")	1mm (.039") Alloy steel, ferrox coated, gas nitrided	 No second ring	 2mm (.079") 3 piece oil assembly: Stainless steel flex-vent spacer, chrome faced rails
ZN	96.84mm (3.8125")	1.5mm (.057") Alloy steel, unplated face	 No second ring	 3mm (.118") 3 piece oil assembly: Stainless steel flex-vent spacer, unplated rails
ZS	95 - 101mm (3.740 - 3.976")	1.2mm (.047") Alloy steel, ferrox coated, chrome faced	 No second ring	 2mm (.079") 3 piece oil assembly: Stainless steel flex-vent spacer, chrome faced rails
ZV	96 - 100mm (3.780 - 3.937")	.95mm (.037") Alloy steel, gas nitrided barrel faced positive twist	 No second ring	 2mm (.079") 3 piece oil assembly: Stainless steel flex-vent spacer, chrome faced rails

SWAG, DECALS, BANNERS & SPECIALTY ITEMS

Visit wiseco.com to see more pics, and updates.



A.



B.



C.



D.



E.



F.



H.



G. (B).

G. (R).

G. (W).

Handlebar Pads
W6901/W6902 (square & round available)



W5865



W6899

Part #	Pricing	Description
Decals		
A. D58		Skull decal (2.5" diameter)
B. D14		2" x 5" Wiseco Patch
C. D18A		9.36" x 2.77" Fork decal - Black w/blk & red icon
D. D17		2" x 12" Decal
E. D12		4 1/2" x 10" Authorized Dealer Decal
F. D22		Sheet of 2, 4 1/2" Decals, plus 2 icons
G. D24B		Black 18.5" x 3.25" Trailer Decal
G. D24R		Red 18.5" x 3.25" Trailer Decal
G. D24W		White 18.5" x 3.25" Trailer Decal
H. D61		2" x 4" Classic (original logo) oval decal
Banners (not pictured)		
W5497		10' x 3' Wiseco black & red on white
Accessories		
W6901		Handlebar Pad 7/8" - round (not pictured)
W6902		Handlebar Pad 1 1/8" - square
W5865		Piston Key Ring
W6899		Umbrella (Large & durable)



"JUST LIKE YOU, WE LOVE THE SPORT"

Consider submitting a resume to Wiseco for sponsorship.

Wiseco sponsors many amateur and professional racers throughout the country and the world each year (from national to local levels.)

Resume Requirements:

1. Name, Address, City, State, Postal Code, telephone number, and email address.
2. Contact person, if anyone but the racer (i.e.: parent or team manager).
3. Birthdate.
4. Previous year results and any from the current year.
5. Race plans for the coming year.
6. Goals for the coming year and the future.
7. List of vehicles you currently race.
8. List of current sponsors.
9. Statement of why you would be a positive representative to Wiseco Piston.
10. How you learned about Wiseco's racer support program.
11. Anything else you would like Wiseco to know about you.

Wiseco will not consider resumes that have incomplete contact information.

All resumes must be submitted through the mail to the address below or by email, also below. Wiseco only accepts resumes that have been typed and will not consider any links to outside websites. You must submit your resume as though it is going to be printed off and you may also include pictures. If you choose to submit your resume on a CD or DVD, only resumes in PowerPoint format will be considered. Because of the volume of resumes received, Wiseco will not return pictures and CD's/ DVD's sent with resumes.

Resume address using US Mail, UPS or FedEx:

Wiseco Piston
ATTN: Racer Support
7201 Industrial Park Blvd.
Mentor, OH 44060-5396

Email: racer-support@wiseco.com

Thank you for the great photos!

Mark Baldwin,
Baldwin Motorsports

Bob DiFranco

Ken Hill – BK Performance

Dee Manshack, Rage ATV™

Scott Meshey

Cal Northrop, FTI Racing

1Zero3 Photography

Josh Rud

Kyle Wolfe



WISECO CORPORATE HEADQUARTERS:

U.S.A.

800-321-1364
7201 Industrial Park Blvd.
Mentor, Ohio 44060-5396
Tech Info: 440-951-6600
Fax: 440-951-6606
wiseco.com

DISTRIBUTION WAREHOUSES:


Canada

888-494-7326
948 Keyes Dr., P.O. Box 1513
Woodstock, Ontario Canada N4S-0A7
Tech Info: 519-537-6281
Fax: 519-537-8508

Europe

+31 252 687-713
Pesetaweg 32 • 2153 PJ, Nieuw Vennepe
The Netherlands
Fax: +31 252 689-252
racewinningbrands.eu

RACERELITE™



2-Stroke



4-Stroke

GARAGE BUDDY

COMPLETE ENGINE REBUILD KITS



CLUTCH FOR LIFE



Clutch Baskets



Clutch Hubs



Pressure Plates

FORGED AND MACHINED IN AMERICA

\$2.50

OFFICIAL SPONSOR OF GEICO HONDA

©2018 Wiseco Performance Products



WISSECO POWERSPORT PRODUCTS

2018